

Jeitschko, Thomas D.; Zhang, Nanyun

Working Paper

Adverse effects of patent pooling on product development and commercialization

DICE Discussion Paper, No. 92

Provided in Cooperation with:

Düsseldorf Institute for Competition Economics (DICE), Heinrich Heine University Düsseldorf

Suggested Citation: Jeitschko, Thomas D.; Zhang, Nanyun (2013) : Adverse effects of patent pooling on product development and commercialization, DICE Discussion Paper, No. 92, ISBN 978-3-86304-091-8, Heinrich Heine University Düsseldorf, Düsseldorf Institute for Competition Economics (DICE), Düsseldorf

This Version is available at:

<https://hdl.handle.net/10419/72576>

Standard-Nutzungsbedingungen:

Die Dokumente auf EconStor dürfen zu eigenen wissenschaftlichen Zwecken und zum Privatgebrauch gespeichert und kopiert werden.

Sie dürfen die Dokumente nicht für öffentliche oder kommerzielle Zwecke vervielfältigen, öffentlich ausstellen, öffentlich zugänglich machen, vertreiben oder anderweitig nutzen.

Sofern die Verfasser die Dokumente unter Open-Content-Lizenzen (insbesondere CC-Lizenzen) zur Verfügung gestellt haben sollten, gelten abweichend von diesen Nutzungsbedingungen die in der dort genannten Lizenz gewährten Nutzungsrechte.

Terms of use:

Documents in EconStor may be saved and copied for your personal and scholarly purposes.

You are not to copy documents for public or commercial purposes, to exhibit the documents publicly, to make them publicly available on the internet, or to distribute or otherwise use the documents in public.

If the documents have been made available under an Open Content Licence (especially Creative Commons Licences), you may exercise further usage rights as specified in the indicated licence.

DISCUSSION PAPER

No 92

Adverse Effects of Patent Pooling on Product Development and Commercialization

Thomas D. Jeitschko,
Nanyun Zhang

April 2013

IMPRINT

DICE DISCUSSION PAPER

Published by

Heinrich-Heine-Universität Düsseldorf, Department of Economics, Düsseldorf Institute for Competition Economics (DICE), Universitätsstraße 1, 40225 Düsseldorf, Germany

Editor:

Prof. Dr. Hans-Theo Normann

Düsseldorf Institute for Competition Economics (DICE)

Phone: +49(0) 211-81-15125, e-mail: normann@dice.hhu.de

DICE DISCUSSION PAPER

All rights reserved. Düsseldorf, Germany, 2013

ISSN 2190-9938 (online) – ISBN 978-3-86304-091-8

The working papers published in the Series constitute work in progress circulated to stimulate discussion and critical comments. Views expressed represent exclusively the authors' own opinions and do not necessarily reflect those of the editor.

Adverse Effects of Patent Pooling on Product Development and Commercialization*

Thomas D. Jeitschko[†] and Nanyun Zhang[‡]

April 2013

Abstract

The conventional wisdom is that the formation of patent pools is welfare enhancing when patents are complementary, since the pool avoids a double-marginalization problem associated with independent licensing. This conventional wisdom relies on the effects that pooling has on downstream prices. However, it does not account for the potentially significant role of the effect of pooling on downstream innovation.

The focus of this paper is on downstream product development and commercialization on the basis of perfectly complementary patents. We consider development technologies that entail spillovers between rivals, and assume that final demand products are imperfect substitutes. When pool formation facilitates information sharing and either increases spillovers in development or decreases the degree of product differentiation, patent pools can adversely affect welfare by reducing the incentives towards product development and product market competition—even with perfectly complementary patents.

The analysis modifies and even negates the conventional wisdom for some settings and suggests why patent pools are uncommon in science-based industries such as biotech and pharmaceuticals that are characterized by tacit knowledge and incomplete patents.

Keywords: Patent Pools, Research and Development, Innovation, Tacit Knowledge, BioTechnology, Pharmaceuticals

JEL classification: O3 (Technological Change; Research and Development; Intellectual Property Rights), L1 (Market Structure, Firm Strategy, and Market Performance), L2 (Firm Objectives, Organization, and Behavior), L4 (Antitrust Issues and Policies), L6 (Industry Studies:

*Part of this research was completed while Jeitschko was working at the Antitrust Division of the U.S. Department of Justice. The views expressed in this paper, however, are those of the authors and are not purported to reflect the views of the U.S. Department of Justice. We thank the Düsseldorf Institute of Competition Economics (DICE) for their hospitality, and Jay Choi, Tony Creane, Patrick Greenlee, Erik Hovenkamp, Sue Majewski, Nate Miller, Alex Raskovich, Ruth Raubitschek, Markus Reisinger, Carl Shapiro, Xianwen Shi, Bruno Versavel, Greg Werden, and Junjie Zhou, as well as seminar participants at the National University of Ireland, Maynooth, the Antitrust Division of the US Department of Justice, the University of Kentucky, and conference participants at the IOOC, the FTC Microeconomics Conference; and the Conference on Entrepreneurship and Innovation: U.S. Patent and Trademark Office-Ewing Marion Kauffman Foundation Conference on Intellectual Property and Innovation at the Searle Center at Northwestern University Law School.

[†]Department of Economics, Michigan State University, East Lansing, MI 48824, jeitschk@msu.edu.

[‡]Department of Economics, Towson University, Towson, MD 21252; and Independent Project Analysis, Inc., Ashburn, VA 20147, nzhang@ipaglobal.com.

Manufacturing), K2 (Regulation and Business Law), D2 (Production and Organizations), D4 (Market Structure and Pricing)

1 Patent Pools and the Structure of Innovation

In many industries, prominently so in electronics, computer software, telecommunications, pharmaceuticals and biotechnology, it has been suggested that innovation has been stifled by a so-called patent-thicket: “a dense web of overlapping intellectual property rights that a company must hack its way through in order to actually commercialize new technology” (Shapiro, 2001, p. 120). This has been an integral part of the debate among academics and policymakers concerning the reform of patents and patent law, with arguments ranging from the abolition of intellectual property (IP) rights altogether (*e.g.*, Boldrin and Levine, 2009) or limiting patents in certain affected areas (*e.g.*, Heller and Eisenberg, 1998), to cross-licensing or the deliberate bundling of related patents in patent pools (*e.g.*, Clark *et al.*, 2000, Ménière, 2008). In this paper we consider the latter suggestion by exploring the interplay of IP-licensing and knowledge transfer in product development and commercialization.

A patent pool is an arrangement in which patent holders bundle distinct patents and then collectively license these. The first such combination in the United States was the formation of a patent pool covering patents related to sewing machines in 1856. After initially being viewed as fully protected under the doctrine of freedom of contract,¹ in 1912 the U.S. Supreme Court ruled that patent pools were subject to antitrust scrutiny.² Since then a nuanced view of patent pooling has emerged in which “blocking” (complementary) and “competitive” (substitutable) patents are distinguished.

Shapiro (2001) notes that when the patents that are included in the pool are perfect complements, a pool should be viewed benignly. The insight rests upon applying Cournot’s (1838) analysis of independent monopolies providing perfectly complementary inputs to a downstream producer, in which neither of the upstream suppliers incorporate the negative externality that their pricing decision has on the other.³ The implied (horizontal) double-

¹See, *e.g.*, *E. Bement & Sons v. National Harrow Co.*, 186 U.S. 70 (1902).

²*Standard Sanitary Manufacturing Co. v. U.S.*, 226 U.S. 20. For a brief synopsis of the historical development see Miller and Almeling (2007) or Gilbert (2004).

³Cournot illustrates his point by considering the pricing decisions of a monopolist for copper and a monopolist for zinc who are providing the necessary inputs to a downstream producer of brass.

marginalization then results in lower producer and consumer surplus. The analysis was further refined in a general model by Lerner and Tirole (2004), who also conclude that the more complementary the patents in the pool are, the greater are the welfare benefits associated with the formation of a pool.⁴ Quite in line with these theoretical findings, contemporary antitrust recommendations and practice in Europe and the U.S. hold that pooling complementary patents is generally not anti-competitive.⁵

These insights rely on an analysis of the implication of pool formation on downstream prices. What is not addressed, however, is the degree to which pool formation may affect subsequent innovation—which generally varies between industries and which may account for why pools are not a common institution across industries.

Examples of successful pools are found abundantly in consumer electronics (*e.g.*, the DVD6C patent pool that was formed by nine leading home entertainment companies to foster technology related to digital versatile discs); or in the software industry (*e.g.*, the several MPEG patent pools that govern video and audio compression and transmission). These types of pools contain patents that are “standard-essential” and are therefore deemed to be complementary.

In contrast to the many pools in electronics and software, patent pools in pharmaceuticals and biotechnology are actually rare, despite complementary IP and active advocacy for pool formation.⁶ And where pools have been initiated these have been driven by the demand

⁴It should be noted that they recognize that, in the context discussed, the notions of complementarity and substitutability are not actually as clear-cut as it might seem, but a meaningful distinction is nonetheless possible on the basis of changes in patentees’ willingness to pay for additional patents.

⁵*Cf.* the Guideline on the Application of Art. 81 of the European Commission Treaty to Technology Transfer Agreements (2004/C 101/02), and Chapter 3 of USDOJ/FTC (2007).

⁶For example, the several entities that had sequenced parts or the whole of the severe acute respiratory syndrome associated coronavirus (SARS-CoV) proved unable to form a pool to facilitate the development of an effective vaccine. Similarly, the development of a DNA Microarray to arrange 300 cancer-associated genes would greatly facilitate the diagnosis and possible treatment of many cancers; yet such a DNA chip would require the pooling of widely dispersed patents, which has not happened. In similar vein, patents on receptors are useful for screening potential pharmaceutical products. To learn as much as possible about the therapeutic effects and side effects of potential products at the pre-clinical stage, firms want to screen products against all known members of relevant receptor families. But when these receptors are patented and controlled by different owners, gathering the necessary licenses may be difficult. See, *e.g.*, USTPO’s white paper on the subject, Clark *et al.* (2000), Gaulé (2006), Ménière (2008), Verbeure (2009), van Zimmeren *et al.* (2011), or van Overwalle (2012).

side of the market, *i.e.*, by downstream users, rather than by upstream IP-holders. In fact, almost all attempted patent pools in the biotech and pharma industries have been initiated or sponsored by governments, NGOs, or other types of non-profits.⁷

We believe that differences in pool-formation across industries are partly explained by differences in the development and commercialization processes. In industries such as consumer electronics and computing, obtaining IP-rights is frequently the necessary and sufficient condition to allow for product commercialization. As a result, it is often the case that securing the requisite IP-licenses is the final step before commercialization begins, after all development is complete.

In biotech and pharmaceuticals, in contrast, securing IP-rights is a necessary, but not a sufficient condition; and obtaining IP-rights is necessarily done early in the development process. With many discoveries the pioneer inventions owned by patent holders are ‘incomplete’ and need further innovation before being embodied in a marketable product. Powell, *et al.* (1996) discuss how inter-organizational collaboration contributes to organizational learning and the emergence of the biotech industry. They argue that when the knowledge base of an industry is both complex and expanding and the sources of expertise are widely dispersed, the locus of innovation is found in networks of learning, rather than in individual firms. The large-scale reliance on interorganizational collaborations in the biotech industry reflects a fundamental and pervasive concern with access to knowledge.

The point is illustrated in the following example. Patent applications can be filed on DNA sequences, including gene fragments, before identifying a corresponding gene, protein, biological function, or potential commercial product. But the characterization of nucleic acid sequence information is only the first step in the utilization of genetic information. Significant and intensive research efforts are required to glean the information from the nucleic acid sequences for use in the development of pharmaceutical agents for disease treatment.

In addition to patents being incomplete, resulting in a large divide between foundations

⁷A notable exception is the current attempt by MPEG-LA’s Librassay, a genetic diagnostic testing patent pool to support molecular diagnostics testing.

knowledge and commercial viability, many relevant discoveries are further characterized by ‘tacit knowledge.’ In particular, “[t]o the extent that the knowledge is both scarce and tacit, it constitutes intellectual human capital retained by the discovering scientist,” (Zucker *et al.*, 2001, p. 153); so product innovation based on those scientific discoveries must start with the transformation from tacit to codified knowledge, which requires the interaction of the patent holders with the developing firms.

Due to patents covering incomplete technologies and tacit knowledge, discovering scientists are closely involved in the subsequent development of products. When this is the case, the formation of a pool not only facilitates cooperative marketing among patent holders; it also determines how knowledge is transferred from IP-holders (acting in unison) to downstream developers and retailers, and pools become information-sharing institutions. Thus, “a patent pool leads to the institutionalized exchange of patented knowledge, as well as technical information not covered by patents through a mechanism for sharing technical information relating to the patented technology, which would otherwise be kept secret. This is reflected by an exchange of know-how brought along by the set-up of a patent pool...”⁸

In other words, absent a pool, the downstream developing firms must independently establish the relevant technical knowledge that is required to make use of the combined IP. In contrast, when a pool is formed, the combination of the technical information relevant to the use of the patents is done at the level of IP-holders and is then delivered to the downstream firms. Because the downstream firms thus begin their independent efforts further along the development path and they have more similar initial research, the pooling structure can yield increased spillovers in the subsequent downstream development process and the research trajectories become more congruent, diminishing the degree of product differentiation in the downstream market.

Thus, pool formation implicates firms’ anticipated market profits and, hence, their incentives to apply effort at the development stage. As a result, patent holders may prefer

⁸See Van Overwalle (2012), in referce to Verbeure (2009). The aforementioned USPTO white paper on patent pools in biotechnology (see footnote 6) also cites information sharing specifically as an advantage of pool formation (*id.* p. 10).

to remain independent, despite the otherwise recognized advantages of pool-formation. It is even possible that overall welfare is reduced with pooling.

2 Related Literature

There is a growing literature on the affects of patent pooling, although the explicit consideration of downstream development and commercialization has largely not been addressed. Thus, Kim (2004) finds that vertical integration can alleviate double-marginalization problems, but Schmidt (2009) shows that this can also lead to incentives to raise rivals' costs. Brenner (2009), building upon Lerner and Tirole's (2004) framework, looks at rules that govern the formation of pools to discern how welfare-enhancing pools can be made stable and welfare-reducing pools can be destabilized. Gallini (2011) considers additional potential anti-competitive concerns tied to pooling, and Choi's (2010) focus is altogether different, as he considers the welfare implications of patent uncertainty and possible litigation as reasons for pool formation.

There is also an emerging literature examining the relationship between patent-pooling and R&D. Thus, Gilbert and Katz (2011) study how reward schemes affect R&D incentives leading up to the development of perfectly complementary inputs. Dequiedt and Versaevel (2012) show that the anticipation of the formation of a pool of essential patents increases R&D activities prior to pool formation and slows these afterwards, and Llanes and Trento (2012) show in the context of sequential innovation that pools can become instable over time. Taking a look at R&D after the formation of a pool, Lampe and Moser (2010, 2012) and Joshi and Nerkar (2011) find empirical evidence to suggest that pool formation reduces further patenting activities. It has been suggested that this is tied to a reduction in competition or free-riding among pool members. This is similar to a result in our model, although our model is tied to downstream development and commercialization of final products given the existing IP, rather than upstream IP generation, or the subsequent development of derivative IP, *viz.*, the further development of additional patents.

In order to formalize the effect of patent pooling on subsequent development and commercialization, we depart from the previous literature on patent pooling and expressly consider a product development stage, in which development efforts entail spillovers across firms and the degree of product differentiation in the final demand market is also determined by information sharing during the development process.

The importance of the innovation structure on product development and downstream competition has been studied in the context of research joint ventures (RJVs). However, the focus is generally on cooperation between rivals, designed to internalize spillovers, avoid cost-duplications and generally coordinate development efforts. This is in contrast to the effect of pooling on development with spillovers. The decision to pool is made by IP holders, rather than the developing firms; and the existence of a pool does not induce any cooperation or coordination among the competing downstream developing firms.

An exception to the majority of the literature on coordination and spillovers in RJVs is the notion of research sharing joint ventures (RSJVs) in which firms agree to share the results of their research, but do not coordinate their efforts (Greenlee, 2005). Kamien *et al.* (1992) consider an extreme version of this where industry-wide joint ventures yield complete spillovers. Going beyond this, Greenlee (2005) considers endogenous joint venture sizes and allows the degree of spillovers to vary. Citing many such joint ventures over the past decades, Greenlee suggests that RSJVs (rather than cooperative RJVs) are actually the prevalent form of joint ventures in the development of products.⁹ From a modeling standpoint, Greenlee's variations in the degree of spillovers is akin to our notion of spillovers tied to patent pool formations, suggesting that the analysis of our model may—to a degree—carry over to RSJVs. Nevertheless, an important distinction between our model of patent pooling and RSJVs is that the pooling decision does not lie in the hands of the firms that undertake the commercialization and then compete in the product market, but rather, it depends on the incentives and interests of the upstream patent holders.¹⁰

⁹See also Erkal and Minehard (2010), who present a dynamic model of research exchange among rivals and consider the endogenous timing of information sharing.

¹⁰Of course, if the pooling incentives of patent holders and firms are perfectly aligned (*e.g.*, if the licensors

The effect of the degree of product differentiation on development efforts has also been examined elsewhere, with some models specifically examining endogenous product differentiation. Amir *et al.* (2003) use generic profit functions and consider differences between cooperative and non-cooperative R&D. As for the interplay of effort and spillovers in development, Moltó *et al.* (2005) have a closed-form model with a result that is similar to one of ours (albeit in a very different set-up) in that the social planner may wish to limit the extent of spillovers in development, as these lead to under-performance due to free-riding. Bourreau and Doğan (2010) allow for cost sharing in development and study how increased collaboration in development leads to diminished product differentiation. However, effort is not part of the development process. Ghosh and Morita (2008) also study possible trade-offs concerning development collaboration and product differentiation, using a circular city model with a focus on how insiders differ from outsiders.¹¹

3 The Model and the Downstream Equilibrium

The model consists of three stages. Prior to the first stage two fundamental discoveries have been made that resulted in two patents being awarded to two distinct patent holders. In Stage I of the model these patent holders decide whether they form a patent pool and therefore exchange more detailed information with each other, or whether they remain independent. In Stage II two downstream firms acquire access to the relevant IP and undertake costly efforts to each develop a differentiated product. This development effort is characterized by spillovers in research. Finally, in Stage III, the developing duopolists engage in Bertrand price competition against each other in the downstream market.¹²

are also licensees, *i.e.*, the case of cross-licensing) then our model can also be interpreted as a version RSJVs similar to Greenlee (2005), and our insights carry over to such a setting.

¹¹In contrast to these approaches that postulate a positive relationship between collaboration and product similarity, Lin and Saggi (2002) consider the case where firms coordinate to increase product differentiation.

¹²Thus, we assume that the upstream IP-holders are non-practicing entities. In biotech and pharmaceuticals many IP-holders are indeed small research laboratories or universities that do not themselves commercialize. Nevertheless, the findings of the model carry over to more complex settings in which patent holders are also developers and manufacturers.

Stage I: Pool Formation Stage I begins after foundation research has already been completed and two patents have been awarded to two distinct patent holders, k and l . The two patents constitute perfectly complementary inputs, which are licensed to downstream firms. There are two possible types of licensing contracts between patent holders and firms. The first are per-unit-of-output royalty rates, denoted by R . This is the prevalent type of contract found in pools (Serafino, 2007), because it avoids the need to estimate the commercial viability of the developed products and preserves the IP-holders interest in the subsequent commercial success. Moreover, compared to a flat upfront licensing fee, the per unit royalty rate reduces downstream output and increases prices and profits. Absent a pool, each patent holder independently (non-cooperatively) sets a royalty rate for each of the downstream firms, whereas a uniform royalty rate for the downstream firms is agreed upon between the patent holders when they have formed a pool.

As the double marginalization caused by independently set royalty payments provides a central rationale for pool formation of perfectly complementary inputs, we also consider non-distortionary licensing arrangements for comparison purposes. Thus, the second form of contract is an upfront fixed fee F that firms pay to access the patent rights. Because the fee constitutes a fixed cost for the firms, it does not distort downstream actions. In particular, it does not affect the firms' marginal costs of production in Stage III and, because the firm is the residual claimant of all market profit, it also does not distort efforts applied in product development in Stage II.

Since our focus is on the welfare implications of pool formation in light of its effects on development and product market competition, we preclude the possibility of strategic foreclosure (*e.g.*, the deliberate creation of monopoly in the final-demand market by excluding all but one downstream firm from access to the patents). Indeed, foreclosure would be the subject of independent antitrust concerns, and in both European and U.S. jurisprudence patent pools are subject to non-discrimination rules.

When patents cover incomplete technology or tacit knowledge is relevant for the subsequent development process, then the pooling decision also affects the joint transfer of

knowledge tied to the patents. Specifically, because the pool leads to increased information exchange between the patentholders and because the knowledge-transfer to the downstream firms is now coordinated, spillovers between the downstream firms in the development stage (Stage II) are augmented by the pool. And, because research trajectories become more similar, the products that are sold in the final demand market (Stage III) are more similar to one another.

Stages II and III: Product Development and Commercialization Much of the literature on IP-licensing and patent pools assumes either a monopoly or a perfectly competitive downstream market. Both of these polar extremes obscure important aspects of downstream activities. The former fails to recognize important trade-offs that exist in the degree of product differentiation among rival downstream firms, while the latter fails to appreciate how downstream market interactions affect development efforts of the firms. We capture both of these important aspects by assuming that there are two imperfectly competitive downstream firms i and j poised to develop and market a product based on the two patents.

In Stage III, firms engage in (non-cooperative) differentiated goods price competition. Inverse demand for each firm's product is:

$$P_i = A_i - Q_i - \gamma_x Q_j, \quad i, j = 1, 2; i \neq j, \quad (1)$$

where $\gamma_x \in \{\gamma_p, \gamma_n\}$ is the degree of product differentiation, with $1 > \gamma_p \geq \gamma_n > 0$ where p denotes the case that a pool has been formed, and n that patent holders operate independently. That is, because under the pooling structure information more readily flows between firms in the research phase, the resulting products become more similar.

A_i is the base demand, or market size, for firm i 's product. Its size depends on efforts e expended in development (Stage II). This effort may be jointly applied by the patentholder/scientist and the researchers/developers in the firm. However, since the outside patent holders in such instances are generally fully compensated for their efforts, the cost of effort

only enters the firms' objective function.¹³ In particular,

$$A_i = a + e_i + \beta_x e_j, \quad i, j = 1, 2; i \neq j, \quad (2)$$

where $\beta_x \in \{\beta_p, \beta_n\}$, with $1 \geq \beta_p \geq \beta_n \geq 0$, denotes the degree of spillovers in development, measuring how much of firm j 's effort is captured and appropriated by firm i . That is, when a pool is formed and the patentholders coordinate their ongoing knowledge transfer to the downstream firms, this has cross-pollination effects that increase the amount of spillovers that are experienced between the firms.¹⁴

Firms face a quadratic cost of effort in development and for simplicity we assume that the only production costs are associated with acquiring IP. Thus, the marginal cost is given by any royalty rates the firms pay, R , and any upfront license fees, F , constitute the firms' (sole) fixed costs.

The sequence of events characterizing the structure of innovation and competition is the basis for Figure 1.

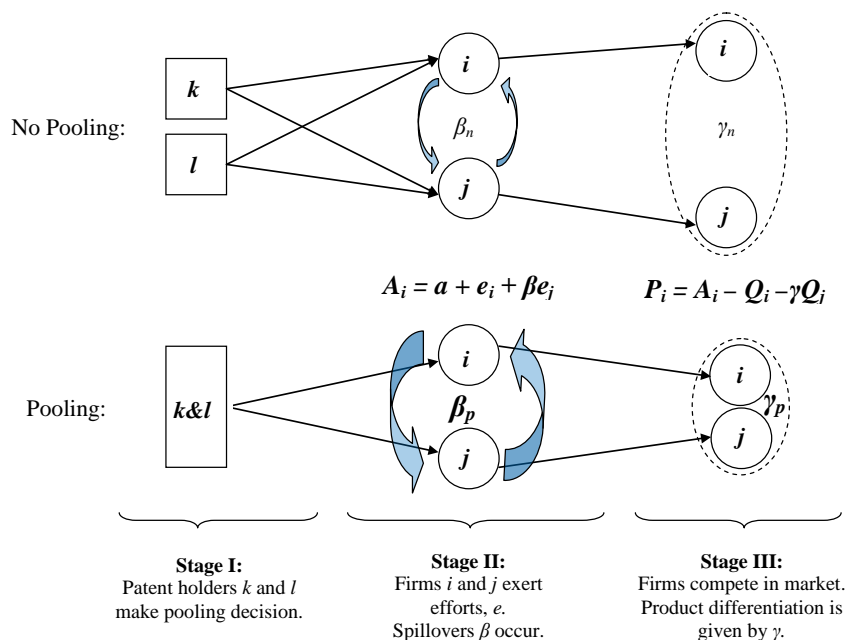


Figure 1: The Structure of Innovation and Competition

¹³See Zucker *et al.* (2001), esp. p. 167.

¹⁴On the role of information exchange and spillovers in R&D, see, e.g., Severinov (2001).

Benchmark Equilibrium We seek the subgame perfect Nash equilibrium and solve the model through backward induction. We first consider the product market competition for a generic degree of product homogeneity $\gamma_x \in \{\gamma_n, \gamma_p\}$, arbitrary demand intercepts, A_i and A_j , and an arbitrary licensing (royalty/fee) structure. Thereafter we analyze development efforts for generic spillovers $\beta_x \in \{\beta_n, \beta_p\}$. The analysis is conducted from firm i 's point of view, which is without loss of generality as firms are symmetric. Detailed derivations of the model, which are standard, albeit somewhat involved, are found in Appendix A.

While all production costs apart from licensing expenses are normalized to zero, firms may face (per unit) royalty rates R . Moreover, for the case of fixed fees, firms make an upfront payment to patent holders of F . Letting $\mathbb{1} \in \{0, 1\}$ be an indicator denoting the type of the licensing arrangement, with 1 designating the case of royalties and 0 the case of fixed fees, firm i 's objective is to choose a price to maximize

$$\pi_i(P_i|P_j) = (P_i - \mathbb{1}R)Q_i(P_i, P_j) - (1 - \mathbb{1})F, \quad (3)$$

where $Q_i(P_i, P_j) = [(A_i - P_i) - \gamma_x(A_j - P_j)]/(1 - \gamma_x^2)$.

The equilibrium solution to this gives market profits as a function of the demand intercepts A_i and A_j , *i.e.*, $\pi_i^*(A_i, A_j)$. Given (2), these depend on the firms' effort levels, $A_i = a + e_i + \beta_x e_j$. With quadratic effort costs, the firm's Stage-II objective is

$$\max_{\{e_i\}} \Pi_i(e_i|e_j) = \pi_i^*(A_i(e_i, e_j), A_j(e_i, e_j)) - e_i^2. \quad (4)$$

The first-order conditions¹⁵ yield the best response function; and, defining $\kappa_x := (2 - \gamma_x)^2(1 + \gamma_x)(2 + \gamma_x) - (1 + \beta_x)(2 - \gamma_x^2 - \gamma_x\beta_x)$, the equilibrium effort levels are

$$e^*(R) = (a - \mathbb{1}R) (2 - \gamma_x^2 - \gamma_x\beta_x) / \kappa_x. \quad (5)$$

This results in equilibrium firm output of

$$Q^*(R) = (a - \mathbb{1}R) (4 - \gamma_x^2) / \kappa_x. \quad (6)$$

¹⁵The first order conditions are sufficient and yield an interior solution (*i.e.*, positive equilibrium effort) provided that $\gamma \lesssim 0.9325$ —an assumption that we henceforth maintain.

We now consider Stage I and determine the optimal royalty rates. For the case of a pool, the patent holders' objective is to choose a royalty rate R_p that maximizes $V := R_p \times 2Q^*(R_p)$, yielding

$$R_p^* = (1/2)a. \quad (7)$$

Absent a pool, both patent holders independently choose a royalty rate, r_k and r_l . Since the patents are essential (*i.e.*, perfectly complementary) each of the downstream firms contract with and pay royalties to both patent holders so that unit costs are $R_n := r_k + r_l$. Hence k 's objective is $v_k := r_k \times 2Q^*(r_k + r_l)$, yielding the best response function of $r_k^*(r_l) = (1/2)(a - r_l)$. The equilibrium royalty rates are, thus, $r^* = (1/3)a$ so that

$$R_n^* = 2r^* = (2/3)a. \quad (8)$$

As an upfront license fee is merely a transfer from firms to patent holders and because our interest is in welfare implications of patent pooling, we abstract from explicitly modeling how upfront fees are set. In light of that and given the above derivations, we now consider equilibrium welfare and revisit the conventional wisdom in this more general setting. In particular, letting Π and CS denote industry profits and consumer surplus in the downstream market and V the payoff to upstream IP-holders,

$$\begin{aligned} \Pi_x &= (1 - \gamma_x^2) Q^2 - e^2 - (1 - \mathbb{1})F_x \\ &= [(a - \mathbb{1}R_x)/\kappa_x]^2 \left[(1 - \gamma_x^2) (4 - \gamma_x^2)^2 - (2 - \gamma_x^2 - \gamma_x\beta_x)^2 \right] - (1 - \mathbb{1})F_x, \end{aligned} \quad (9)$$

$$CS_x = (1 + \gamma_x)Q^2 = (1 + \gamma_x) [(a - \mathbb{1}R_x) (4 - \gamma_x^2) / \kappa_x]^2, \text{ and} \quad (10)$$

$$V_x = \mathbb{1}2R_xQ + (1 - \mathbb{1})2F_x = \mathbb{1}2R_x(a - \mathbb{1}R_x) (4 - \gamma_x^2) / \kappa_x + (1 - \mathbb{1})2F_x; \quad (11)$$

and it follows that:

Theorem 1 (Generalized Conventional Wisdom) *Pooling increases all measures of welfare when there are royalty contracts, even when products are differentiated and there are spillovers in development;*

$$W_p > W_n, \quad \forall \gamma, \beta \text{ and } W \in \{\Pi, CS, V\} \text{ and } \mathbb{1} = 1 \text{ (i.e., royalties)}. \quad (12)$$

Thus, regardless of the size of spillovers in subsequent product development and independent of the degree of the resulting product differentiation, consumer surplus, market profit, licensing revenue, and hence total welfare are all strictly greater with pooling when there are royalties. The insight follows readily: royalty revenue, given by (11), is maximized at R_p^* , so patent holder payoffs are lower when there is no pool compared to the case where there is a pool. Notice from Equations (9) and (10) that firm profit and consumer surplus are decreasing in R . Hence, since $R_n^* = (2/3)a > (1/2)a = R_p^*$, firm profit and consumer surplus, in addition to patent holder payoffs, are all higher under pool-formation when compared to the absence of a pool. This is the double-marginalization, or ‘royalty stacking,’ that reflects the negative externalities that are not accounted for when royalty rates are set independently across perfectly complementary inputs.

For the case of fees, in contrast to Theorem 1, note that since we have assumed that pooling does not affect either the level of spillovers, or the degree of product differentiation, it is clear that the pooling decision also does not affect equilibrium effort levels of the firms, and ultimately also has no effect on profits or consumer welfare. We conclude for the case of license fees that the formation of a patent pool has no overall welfare effects.

It is worth pointing out that absent any distortions total welfare is greater with fees than under royalties. However, this does not imply that patent holders would generally prefer the non-distortionary fee arrangement over royalties. If products are sufficiently homogenous so that downstream firms have little market power, then royalties serve as a means for reducing output and extracting consumer surplus. In contrast, if products are more differentiated, then firms’ market power generates enough profit that can be extracted by means of a fee whereas royalties would introduce double marginalization.

The more general point here is that pool formation of complementary IP in itself should not raise antitrust concerns, even when one considers more general frameworks of competition with differentiated products that first require further development. For the case of royalties pool formation is strictly preferred over independent licensing; and if transactions costs of contractual agreements between licensees and licensors are lower in the pool structure (an

argument that is sometimes made, but goes beyond our stylized model), then pooling is also strictly preferred to a situation without a pool in the case of upfront fixed fees.

4 Spillover- and Differentiation-Effects

To lay the groundwork for a discussion of how the interactions between pooling, development efforts, and product differentiation play out, this section deals with how marginal changes in spillovers and product differentiation affect payoffs for a given pooling structure.

Where the academic literature on patent pools addresses efficiency, total welfare is generally used as the standard for assessing the best structure for licensing patents. In the benchmark case in Theorem 1 any further differentiation between welfare measures leads to the same insights as an exclusive focus on total welfare, so any separate evaluation of payoffs to producers or patent holders or consumers does not lead to any additional insight regarding the desirability of pooling. However, in the presence of spillover and differentiation effects this is no longer necessarily the case and it needs to be determined when disparate measures of welfare are in congruence and when they are in conflict when it comes to evaluating the formation of patent pools.

A direct consideration of patent holder payoffs indicates when the formation of pools might be initiated by patent holders. Industry profit is relevant in this context as this will indicate in which circumstances the industry would lobby for or against policies that facilitate the formation of pools. Consumer surplus is also pertinent for our analysis, since, in contrast with much academic literature, antitrust practice often views consumer welfare as the guiding criterion that is to be considered when evaluating a given policy.

4.1 Spillover Effects

We first consider the impact of changes in the amount of spillovers in development. Specifically, assuming a given licensing contract (either royalties or fees), we determine the marginal payoff implications of changes in spillovers for arbitrary constellations of initial spillovers and

fixed levels of product differentiation.

Ceteris paribus, increasing the spillover effect increases welfare by generating a greater demand base A . Hence, all else equal, patent holders view increased spillovers favorably. However, *ceteris non paribus*: When considering the impact that spillovers in the development process have on optimal effort choices, the degree of product differentiation plays a critical role.

Lemma 1 *Equilibrium effort at the development stage is increasing in the amount of spillovers if products are strongly differentiated, but decreasing if products are similar. Specifically, there exists a function \mathcal{S}_e such that*

$$de^*/d\beta \gtrless 0 \iff \gamma \lesseqgtr \mathcal{S}_e. \quad (13)$$

The intuition here is straightforward. Strong spillovers bestow a positive externality on a firm's rival. If the rival is a close competitor, *i.e.*, $\gamma > \mathcal{S}_e$, then firms recognize a larger negative impact on their profits from the rival's strength. That is, π_i^* is decreasing in γA_j , so for γ sufficiently large, firms reduce the amount of effort applied to the development process if spillovers increase. This negative effect can be sufficiently strong so that increases in the spillovers in development actually have negative effects on equilibrium base demands as measured by the demand intercept A^* .

Lemma 2 *When products are sufficiently homogenous, increased spillovers reduce the market size. Specifically, there exists a function \mathcal{S}_A with $\mathcal{S}_A > \mathcal{S}_e$ such that*

$$dA^*/d\beta \gtrless 0 \iff \gamma \lesseqgtr \mathcal{S}_A. \quad (14)$$

The two critical thresholds for the degree of product differentiation are depicted in Figure 2, with positive relations between the variables and changes in spillovers occurring to the left of the lines.

For the case that there is a license fee arrangement in place, the incentives of the patent holders are aligned with those of the firms. As a result of Lemma 2, patent holders therefore prefer increased spillovers, for a given licensing contract, only if the degree of product homogeneity is sufficiently small.

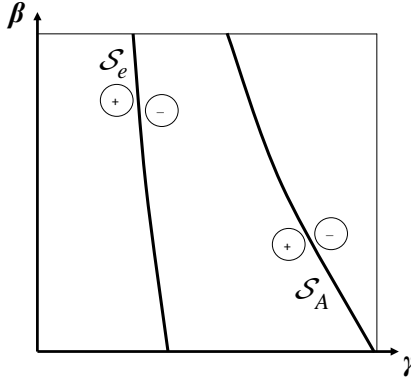


Figure 2: Spillover Effect on e and A

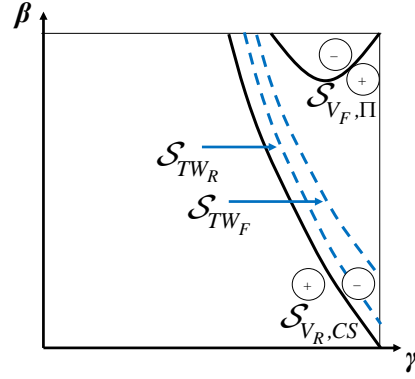


Figure 3: Spillover Effect on Payoffs

Proposition 1 *Unless spillovers are very large and products are close substitutes, increased spillovers are beneficial for fee-charging patent holders and firms. That is, there exists a function $\mathcal{S}_{V_F, \Pi} > 0.85$ such that*

$$dV_F^*/d\beta, d\Pi^*/d\beta \gtrless 0 \iff \beta \lesseqgtr \mathcal{S}_{V_F, \Pi}. \quad (15)$$

Figure 3 illustrates the combinations of product differentiation and inherent spillovers referenced in the proposition, with increased spillovers being beneficial below $\mathcal{S}_{V_F, \Pi}$.

If instead of a fee arrangement there are per-unit royalty payments then this divorces the patent holders' incentives from those of the firms. In particular, while the firms' objectives are profits, the patent holders' interests are tied to the level of output.

In this case the constellations for which increased spillovers are beneficial to the patent holders is smaller—that is, firms benefit more on the margin from increased spillovers compared to patent holders. This is due to the fact that firms benefit from the reduced effort costs associated with lower efforts when goods are more substitutable (Lemma 1); whereas the patent holders benefit from increased output associated with increases in the base market size; that is, Q , given in (6), is increasing in A .

The same intuition for preferring increased spillovers also applies to consumers. In fact, when a given royalty contract is in place, patent holders' interests in terms of increased spillovers are perfectly aligned with those of consumers and are characterized by Lemma 2.

Proposition 2 *Unless products are close substitutes an increase in spillovers is beneficial*

for a given royalty rate for patent holders and also for consumers. In particular, there exists a function $\mathcal{S}_{V_R,CS}$, with $\mathcal{S}_{V_R,CS} = \mathcal{S}_A$ such that

$$dV_R^*/d\beta, dCS^*/d\beta \gtrless 0 \iff \gamma \gtrless \mathcal{S}_{V_R,CS}. \quad (16)$$

The critical dividing line is again depicted in Figure 3, with increased spillovers being beneficial below and to the left of $\mathcal{S}_{V_R,CS}$.

In light of the discrepancy between firms' and consumers' interests, with the patent holders' interests aligning with those of the former for the case of fees and with the latter for the case of royalties, it is instructive which interests weigh more when looking at total welfare, TW . As one expects, the effect of changed spillovers on total welfare lies (necessarily) between those of firms and consumers, being closer to consumers in the case of royalties.

Proposition 3 *Unless products are close substitutes, the spillover effect makes pooling more attractive from a total welfare perspective. That is, there exists functions \mathcal{S}_{TW_R} and \mathcal{S}_{TW_F} with $\mathcal{S}_{V_R,CS} < \mathcal{S}_{TW_R} < \mathcal{S}_{TW_F} < \mathcal{S}_{V_F,\Pi}$, such that*

$$dTW_L^*/d\beta \gtrless 0 \iff \gamma \gtrless \mathcal{S}_{TW_L}, \quad L \in \{F, R\}. \quad (17)$$

The overall conclusion from this discussion is that in isolation, that is, absent differentiation effects and for a given licensing contract, spillover effects tend to be beneficial provided that products are sufficiently differentiated.

4.2 Differentiation Effects

We now consider the impact of marginal decreases in product differentiation for given licensing contracts and given degrees of spillovers in development. Again, a critical feature in understanding distinct welfare effects of changes in product differentiation is to understand firms' incentives to provide effort at the development stage.

In contrast to changes in spillovers, the effect of marginal changes in the degree of product differentiation on equilibrium development effort is unambiguous, and therefore also results in an unambiguous effect on the products' base market size A .

Lemma 3 *Equilibrium effort, and hence equilibrium base market size, is decreasing in the degree of product homogeneity, i.e.,*

$$de^*/d\gamma < 0 \quad \implies \quad dA^*/d\gamma < 0, \quad \forall \beta, \gamma. \quad (18)$$

The intuition is straightforward. As γ increases, products become more similar and product market competition becomes more fierce, which decreases the returns on investment in development efforts. This, in turn, adversely affects the firm's profit and, for the case of licensing fees, therefore, adversely affects the patent holders' interests. Formally,

Proposition 4 *Increases in the degree of product homogeneity adversely affect fee-charging patent-holders' and firms' interests. That is,*

$$dV_F^*/d\gamma, d\Pi^*/d\gamma \leq 0, \quad \forall \beta, \gamma. \quad (19)$$

As discussed, Proposition 4 reflects that increases in γ translate into fiercer product market competition. However, while firms and fee-charging patent holders eschew fiercer competition, if this translates into increased output, then per-unit royalty-charging patent holders may actually benefit from decreases in product differentiation. Similarly, consumers also might benefit from increased competition. Indeed, this may, but need not be the case. Figure 4 depicts the regions in which decreased differentiation is beneficial, which is formalized in the following proposition.

Proposition 5 *When spillovers are sufficiently large, a decrease in differentiation is undesirable from both the royalty-charging patent holders' and the consumers' viewpoints. Specifically, there exist functions \mathcal{D}_{V_R} and \mathcal{D}_{CS} with $\mathcal{D}_{V_R} < \mathcal{D}_{CS}$ such that*

$$dV_R^*/d\gamma \lesseqgtr 0 \quad \iff \quad \beta \gtrless \mathcal{D}_{V_R}, \quad (20)$$

$$dCS^*/d\gamma \lesseqgtr 0 \quad \iff \quad \beta \gtrless \mathcal{D}_{CS}. \quad (21)$$

The reason that royalty-charging patent holders and consumers may not find the differentiation effect desirable is because of the equilibrium incentives to exert effort in the development process. Due to Lemma 3, if spillovers in the development process are large

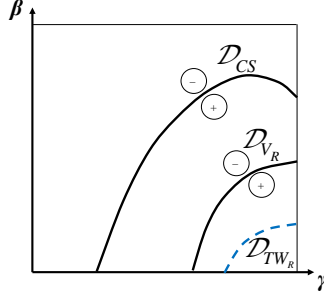


Figure 4: Impact of the Differentiation Effect on Royalty Revenue and Consumer Surplus

then the adverse effect of diminished effort results in a reduction in equilibrium output Q^* , which negatively impacts consumers' and patent holders' interests. Otherwise, if spillovers are sufficiently small (provided γ is not too small), royalty-charging patent holders and consumers benefit from the differentiation effect.

This raises the question of what the overall welfare implications of the differentiation effect is, which, it turns out, is unambiguous for the case of fees, but depends on product differentiation not being too large and spillovers not being too small for the case of royalties.

Proposition 6 *A decrease in the degree of differentiation decreases total welfare under fees and does so for royalties if spillovers are sufficiently small whenever goods are fairly homogeneous to begin with. Thus, there exists $\mathcal{D}_{TW_R} < \mathcal{D}_{V_R}$ with*

$$dTW_L^*/d\gamma \begin{cases} < 0 & \forall \beta, L = F, \\ \begin{matrix} \leq 0 \\ \geq 0 \end{matrix} & \iff \beta \begin{matrix} \geq \\ \leq \end{matrix} \mathcal{D}_{TW_R}, L = R. \end{cases} \quad (22)$$

Thus, despite the fact that consumers may benefit from the increased competition brought about by reduced differentiation, this is more than offset by reductions in profits. That is, once one accounts for the effort incentives in development, total welfare is unambiguously increasing in product differentiation for the case of fees and also so for the case of royalties provided differentiation is not too large and spillovers not too small.

5 Welfare Effects of Patent Pools

We now evaluate the overall incentives to pool and derive the welfare implications of patent pooling. We first consider upfront fees, since some insights directly flow from the previous analysis; whereas with royalties the avoidance of royalty-stacking adds another element.

5.1 Fees

In the case of upfront license fees, the incentives implied by the spillover and differentiation effects carry over and can directly be applied to the analysis of pool formation, provided that the pool formation does not alter the innovation and competitive structures too dramatically. Even so, because spillover effects and differentiation effects do not paint a consistent picture across interests and generally depend on the size of spillovers and the degree of product differentiation, there are few immediate and straightforward results. Nevertheless some patterns emerge and some noteworthy constellations exist.

Of the three market participants—patent holders, firms, and consumers—the direction of marginal welfare effects are most sensitive to spillovers and product differentiation when it comes to consumers, and least so when it comes to firms, with patent holders in between. That is, whether consumers benefit or suffer on the margin from either of the effects generally depends on the degree of spillovers and the degree of product differentiation, whereas for firms most constellations of parameters have the same implications concerning the marginal impact of the effects. In particular, firms and fee-charging patent holders largely benefit from increases in spillovers (Proposition 1) and decreases in product homogeneity (Proposition 4).

However, while it may generally be easy to evaluate the marginal effects for firms and hence also for fee-charging patent holders, this does not mean that the incentive to form a pool is straightforward. Notice, thus, from Propositions 1 and 4 and the accompanying Figures 3 and 4 that from the fee-charging patent holders' perspective the two effects almost always operate in opposite directions so that any definitive evaluation of the desire to pool must account for the magnitude of the two effects. In general, whenever the differentiation

effect increases, to keep the incentives for pooling the same, there must also be an increase in the spillover effects.

The only exception to the fee-charging patent holders' two incentives moving in opposite directions is the case characterized in Proposition 1. Indeed, since here the patent holders' critical threshold on the parameter values is entirely encased by that of consumers, this also yields the only unambiguous prediction concerning the desirability of pooling that can be drawn on the basis of the previous section.

Theorem 2 *If the degree of product differentiation is small and spillovers in development are sufficiently high, then firms, consumers, and patent holders are all worse off by the formation of a pool. Formally,*

$$W_p < W_n, \quad \forall \beta_n, \gamma_n \ni \beta_n > \mathcal{S}_{V_F, \Pi}(\gamma_n) \text{ and } W \in \{CS, \Pi, V_F, TW_F\}. \quad (23)$$

Thus, quite remarkably, the only strong result to follow from the analysis of Section IV is a sufficient condition in which the pooling of perfectly complementary patents actually unambiguously lowers consumer surplus, profit and total welfare. A stark contrast to the conventional wisdom concerning the benefits of pooling complementary patents.

Underlying the result is that when there are large degrees of spillovers in development then for relatively homogenous products there is a lot of free-riding in the development process. As a result, increases in spillovers and increases in product homogeneity due to pooling actually reduce overall development efforts to the detriment of all involved.

Several important remarks concerning Theorem 2 are in order. First, the Theorem gives sufficient conditions for a pool to be welfare reducing for all involved. The conditions are not necessary and indeed there are many other constellations concerning spillovers and product differentiation and how these are affected by pooling that yield the same implication. Second, in all of these cases, because patent holders also are better off without a pool, an inefficient pool would not emerge on its own.

In contrast to the theorem, however, there are also many constellations in which—in congruence with the conventional wisdom—all parties benefit from the formation of a pool.

The following example, depicted in Figure 5, illustrates some of these points.¹⁶

Example 1 *Let $\beta_n = 0.7$ and $\gamma_n = 0.2$: products are strongly differentiated and there are high spillovers. Now consider spillover and differentiation effects with $\beta_p \in [0.7, 1]$ and $\gamma_p \in (0.2, 0.9]$, then there exist functions \mathcal{F}_{CS} and $\mathcal{F}_{V_F, \Pi}$, with $\mathcal{F}_{CS} > \mathcal{F}_{V_F, \Pi}$, so*

$$CS_p < CS_n, \quad \forall \beta_p, \gamma_p \ni \beta_n/\beta_p > \mathcal{F}_{CS}(\gamma_n/\gamma_p), \quad (24)$$

$$W_p < W_n, \quad \forall \beta_p, \gamma_p \ni \beta_n/\beta_p > \mathcal{F}_{V_F, \Pi}(\gamma_n/\gamma_p) \text{ and } W \in \{V_F, \Pi\}. \quad (25)$$

Example 1 shows how pooling can be undesirable, even for initially very differentiated goods, provided that spillover effects are small (*i.e.*, β_n/β_p large) and differentiation effects are large (*i.e.*, γ_n/γ_p small). In contrast, if differentiation effects are small, then all parties prefer the pooling outcome.

Moreover, as Figure 5 illustrates, as the differentiation effect becomes smaller (*i.e.*, γ_n/γ_p increases) or the spillover effect becomes larger (*i.e.*, β_n/β_p decreases) it is first consumers and only later the fee-charging patent holders who prefer the pooling structure. For this example, this implies two things. First, a sufficient condition for pooling to be overall beneficial is that patent holders prefer to pool. And second, there are constellations for which consumers would prefer the pooling structure, while patent holders do not; and overall welfare would be higher without pooling. Indeed, \mathcal{F}_{TW} in Figure 5 shows the threshold for which pooling becomes beneficial from a total welfare standpoint. The tradeoffs described in Example 1 and illustrated in Figure 5 are somewhat typical for large areas of the parameter space. In particular, it can be shown that the incentives to pool are much stronger for consumers than for patent holders in most cases. However, a universal policy recommendation to the effect that pool-formation initiated by patent holders would necessarily benefit consumers is unfortunately not possible. This is illustrated in the following example.

Example 2 *Let $\beta_n = 0.2$ and $\gamma_n = 0.8$. Thus, products are fairly homogenous and spillovers in development are moderate when there is no pool. Now suppose that $\beta_p = 0.8$ so that there*

¹⁶The examples were calculated and the figures were generated using Mathematica[®]. The associated files are available from the authors upon request.

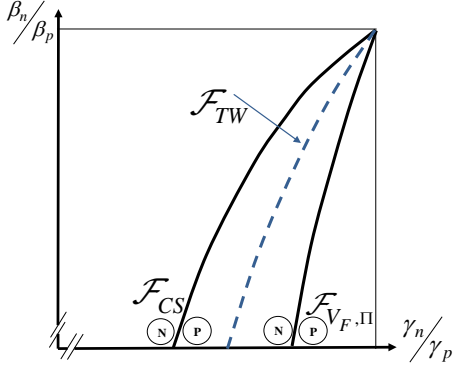


Figure 5: Example 1

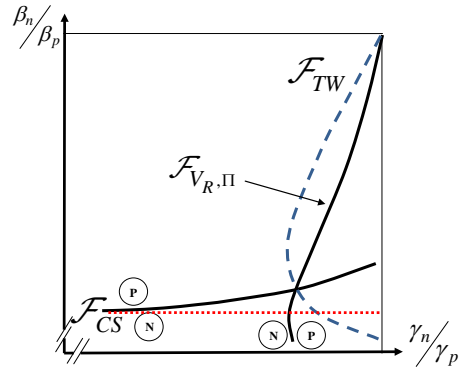


Figure 6: Example 2

are large spillover effects from pooling. Consumers will surely not want a pool to form in this case. However, for a small differentiation effect, i.e., $\gamma_p \lesssim 0.846$, patent holders wish to pool; which is only overall desirable (from a total welfare perspective) if differentiation effects are truly minimal, i.e., if $\gamma_p \lesssim 0.816$.

Figure 6 depicts the parameter space in which $\beta_n = 0.2, \gamma_n = 0.8, \beta_p \in (0.2, 1]$ and $\gamma_p \in (.8, 0.9]$. The dotted horizontal line gives the case where $\beta_p = 0.8$ and the intersections of that line imply the values of γ_p that are given as cut-offs in Example 2.

Note that to the degree that this type of example is not deemed pathological, in terms of spillovers and product differentiation and how these are affected by pooling, then this is cause for some policy concern: Despite patents being perfect complements, this reveals constellations in which patent pools would be expected to form, yet pool formation is against the consumers' interests and also lowers total welfare.

5.2 Royalties

One of the central arguments concerning pool formation is the avoidance of double-marginalization and royalty-stacking. We now see if this outweighs other concerns tied to the effect of spillover and differentiation effects on product development. An immediate implication of double-marginalization with royalties is the following theorem.

Theorem 3 *A necessary condition for pooling to be welfare reducing under royalties, is that pooling is welfare reducing under a fee structure.*

Of course an immediate corollary to Theorem 3 is that a sufficient condition for pool-formation to be welfare reducing under fees, is that pools are welfare reducing under royalties;

$$(W_p < W_n|R) \implies (W_p < W_n|F), \quad W \in \{CS, \Pi, V\}. \quad (26)$$

An implication of Theorem 3 is that for wide areas of the parameter space pooling is the preferred structure of all market participants—from which, of course, it readily follows that total welfare is generally also greatest under a pooling structure. Indeed, it turns out that because of the strong distortions that independently-set royalty rates have on output, consumers unambiguously prefer the pool formation. This is so, independent of the degree or product differentiation and the amount of spillovers in development; and independent of the magnitude of spillover and differentiation effects. That is, consumer surplus is always strictly greater under a patent pool when licensing arrangements contain royalty rates. Formally:

Theorem 4 *Given per-unit-of-output royalties, the pooling of perfectly complementary patents always generate an increase in consumer surplus, i.e.,*

$$CS_p > CS_n, \quad \forall \beta_n, \beta_p, \gamma_n, \gamma_p. \quad (27)$$

This is an important finding from an antitrust perspective, when consumer surplus is used as the deciding policy guide. However, the picture is more nuanced for firms and, more importantly, in terms of the patent holders' interests as well. As was shown in the previous section, the differentiation effect makes pooling less attractive for firms (Proposition 4), and if spillovers are large then the spillover effect may also make pooling less profitable (Proposition 1). Analogous considerations exist for royalty-charging patent holders as well (see Propositions 5 and 2). Thus, it is typically the case that for firms or patent holders to refrain from pooling, differentiation effects must be very strong. When this is the case, the aversion to pooling can be independent of spillover effects; as this typical example illustrates.

Example 3 *Let $\beta_n = 0.5$ and $\gamma_n = 0.5$, that is, products are moderately differentiated and there are moderate spillovers in development. Now consider spillover and differentiation*

effects such that $\beta_p \in [0.5, 1]$ and $\gamma_p \in (0.5, 0.9]$, then there exist functions \mathcal{R}_Π and \mathcal{R}_{V_R} , with $\mathcal{R}_\Pi > \mathcal{R}_{V_R}$, such that

$$\Pi_p < \Pi_n, \quad \forall \beta_p, \gamma_p \ni \beta_n/\beta_p < \mathcal{R}_\Pi(\gamma_n/\gamma_p), \quad (28)$$

$$V_p < V_n, \quad \forall \beta_p, \gamma_p \ni \beta_n/\beta_p < \mathcal{R}_{V_R}(\gamma_n/\gamma_p). \quad (29)$$

Despite the fact that patent holders, and even more so firms, may eschew a pool formation, total welfare is commonly larger with a pool, due to the increase in consumer surplus under a pool. However, the adverse effects of pooling on profits and royalty revenues may be large enough to overcome the advantages of pooling for consumers. This is only the case

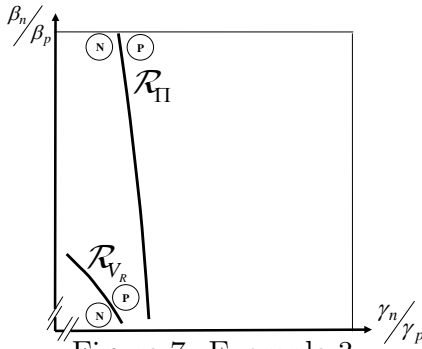


Figure 7: Example 3

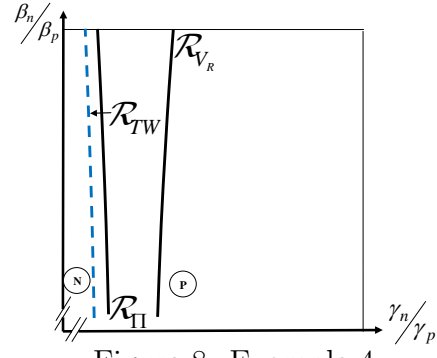


Figure 8: Example 4

when the products are highly differentiated, but there are very strong differentiation effects that result in goods becoming close substitutes for one another, as is illustrated here:

Example 4 Let $\beta_n = 0.8$ and $\gamma_n = 0.1$, so products are highly differentiated and there are large spillovers in development. Now consider spillover and differentiation effects such that $\beta_p \in [0.8, 1]$ and $\gamma_p \in (0.1, 1]$, then there exist \mathcal{R}_{TW} , such that

$$TW_p < TW_n, \quad \forall \beta_p, \gamma_p \ni \beta_n/\beta_p < \mathcal{R}_{TW}(\gamma_n/\gamma_p). \quad (30)$$

The function \mathcal{R}_{TW} from Example 4 is depicted as the dashed line in Figure 8. Note that the thresholds for desiring pooling from the firms' and the patent holders' perspectives are also depicted there, using analogous notation. It is worth noting that in contrast to Example 3 and Figure 7 it is now patent holders who more readily reject the pool formation.

An immediate and very important corollary to Theorem 4 and the examples is that the industry’s desire to prefer pooling is a sufficient condition to guarantee that overall welfare is increased if a pool is formed. In these instances, then, a good policy guide would be to facilitate the industry’s desire. This is in contrast to the findings of Example 2, further demonstrating that general implications concerning the welfare effects of pooling perfectly complementary patents are hard to establish.

6 Conclusion

In the debate about overcoming the so-called ‘patent-thicket,’ patent pooling has been seen as a possible solution, provided that patents placed in the pool are complementary. This conventional wisdom—present in the academic literature, in policy circles, and antitrust practice—relies on static price effects tied to royalty stacking, but overlooks potential implications of pool formation for dynamic innovation in downstream product development and commercialization. Largely missing from the debate is the potential impact of patent pooling on the transfer of embodied and tacit knowledge on the subsequent development and commercialization process.

We begin to fill this gap by considering a model in which perfectly complementary patents are incomplete and tacit knowledge needs to be transferred in the licensing process—features that are present in biotechnology and the pharmaceutical industry. Forming pools for scientific discoveries results in patent holding scientists becoming more connected; providing opportunities for information sharing—which has been cited as a reason to establish patent pools in biotechnology and the pharmaceutical industry. Because the pool serves as an information-sharing device, the formation of a pool increases spillovers in subsequent product development and decreases the degree of product differentiation in the final product market. Once the development incentives of the downstream firms are accounted for in light of this, patent pools—even for perfectly complementary patents—may be welfare decreasing.

Nevertheless, there are many constellations for which pools are beneficial. For instance,

if consumer surplus is the relevant criterion for antitrust sanctioning and royalties are paid on a per-unit-of-output basis, the pooling structure is always preferred, regardless of the degree of spillovers and product differentiation and how pooling affects these.

However, when IP is licensed on an up-front fee basis, consumer surplus may be reduced under pooling. This happens, for instance, if products are relatively close substitutes and there are large spillovers in development, because free-riding in the development process lowers development efforts. In these cases firms' profits and patent holders' revenues are also diminished under pooling. Similarly, when evaluating total welfare, pooling is also detrimental when products are not close substitutes, but there are large differentiation effects, regardless of whether spillovers in development are affected by pooling.

A corollary of sorts also emerges from our analysis. In many instances, a sufficient condition for welfare to increase under a pool is that patent holders prefer pooling and therefore would seek it. However, there are exceptions to this guide. When products are close substitutes and spillovers are initially small, but become large due to pooling, then firms may benefit from reduced effort in the development stage to the detriment of consumers.

In sum, we have found constellations in which even though the industry desires to pool, consumer surplus (and even total welfare) is lower under a pool. For the case of royalties, total welfare may decrease under pooling even without any spillover effects, provided that spillovers are already large, products are relatively close substitutes and there are differentiation effects from pooling. Finally, for the case of up-front fees, even minuscule spillover effects alone can decrease welfare when products are relatively similar and spillovers are large.

The model demonstrates that the welfare implications of pooling complementary patents is sensitive to industry specifics, and general policy recommendations based solely on the complementarity of patents ought to be avoided. Although the conventional wisdom may prevail in industries such as consumer electronics where spillovers and product differentiation are not affected by pooling; it may fail in industries such as biotech and pharmaceuticals, where knowledge transfer creates spillover and differentiation effects tied to pooling.

Indeed, Van Overwalle (2012), citing two surveys in the medical biotechnology sector,

reports that for most respondents an important reason not to form a pool is the fear of loss of secrecy and control, consistent with the anticipation of free-riding due to spillovers and reduced profits due to diminished product differentiation. These concerns suggest that in order for pools to successfully form, patent-holders and licensees need to find mechanisms to control spillover and differentiation effects in the development and commercialization process. Yet, any such mechanisms would be cause for added antitrust scrutiny. In the meantime there is evidence to suggest that innovators in biotechnology and pharmaceuticals are able to navigate the patent thicket problem without pool structures. Thus, Katznelson and Howells (2012) note that there are substantial clinical and economic benefits tied to design-around activities in pharmaceuticals.

Appendix A: Derivations

Market Profit

The Bertrand-Nash equilibrium of this game yields:

$$P_i^* = \frac{\frac{(2-\gamma^2)A_i - \gamma A_j}{2+\gamma} + \mathbb{1}R}{2-\gamma}, \quad i, j = 1, 2; i \neq j, \quad (31)$$

which implies

$$Q_i^* = \frac{(A_i - P_i^*) - \gamma(A_j - P_j^*)}{(1-\gamma)(1+\gamma)} = \frac{\frac{(2-\gamma^2)A_i - \gamma A_j}{2-\gamma^2-\gamma} - \mathbb{1}R}{(2-\gamma)(1+\gamma)}. \quad (32)$$

Note also that

$$P_i^* - \mathbb{1}R = \frac{(1-\gamma) \left(\frac{(2-\gamma^2)A_i - \gamma A_j}{2-\gamma^2-\gamma} - \mathbb{1}R \right)}{2-\gamma} \quad (= (1-\gamma^2) Q_i^*); \quad (33)$$

So, from (32) and (33) one obtains profit of

$$\begin{aligned} \pi_i^*(A_i, A_j) &= (P_i^* - \mathbb{1}R)Q_i^* - (1-\mathbb{1})F = (1-\gamma^2)(Q_i^*)^2 - (1-\mathbb{1})F \\ &= \frac{(1-\gamma) \left(\frac{(2-\gamma^2)A_i - \gamma A_j}{2-\gamma^2-\gamma} - \mathbb{1}R \right)^2}{(2-\gamma)^2(1+\gamma)} - (1-\mathbb{1})F. \end{aligned} \quad (34)$$

Equilibrium Consumer and Producer Surplus

Substituting the equilibrium effort level (5) into the firm's payoff (4) yields

$$\Pi_i^* = (a - \mathbb{1}R)^2 \frac{(2 - \gamma)^2(1 - \gamma^2)(2 + \gamma)^2 - (2 - \gamma^2 - \gamma\beta)^2}{[(2 - \gamma)^2(1 + \gamma)(2 + \gamma) - (1 + \beta)(2 - \gamma^2 - \gamma\beta)]^2} - (1 - \mathbb{1})F. \quad (35)$$

To derive consumer surplus in the market, we use the representative consumer's preferences that underlie the demand structure $U(Q_i, Q_j) = A_i Q_i + A_j Q_j - (Q_i^2 + 2\gamma Q_i Q_j + Q_j^2)/2$ (see Singh and Vives, 1984). For the symmetric equilibrium this reduces to

$$U^* = 2A^*Q^* + (1 + \gamma)Q^{*2}. \quad (36)$$

Substituting (5) into (2) gives

$$A^*(e^*) = \frac{a(2 - \gamma)^2(1 + \gamma)(2 + \gamma) - \mathbb{1}R(1 + \beta)(2 - \gamma^2 - \gamma\beta)}{(2 - \gamma)^2(1 + \gamma)(2 + \gamma) - (1 + \beta)(2 - \gamma^2 - \gamma\beta)}. \quad (37)$$

Further substitution into (31) yields

$$P^* = 1 - (a - \mathbb{1}R) \frac{(1 + \gamma)(4 - \gamma^2)}{(2 - \gamma)^2(1 + \gamma)(2 + \gamma) - (1 + \beta)(2 - \gamma^2 - \gamma\beta)}. \quad (38)$$

Using (37) and (38) results in

$$Q^* = (a - \mathbb{1}R) \frac{4 - \gamma^2}{(2 - \gamma)^2(1 + \gamma)(2 + \gamma) - (1 + \beta)(2 - \gamma^2 - \gamma\beta)}. \quad (39)$$

Consumer surplus is gross utility minus expenditures, *i.e.*, $CS^* := U^* - P^*2Q^*$, so, using (36)–(39),

$$CS^* = (a - \mathbb{1}R)^2 \frac{(2 - \gamma)^2(1 + \gamma)(2 + \gamma)^2}{[(2 - \gamma)^2(1 + \gamma)(2 + \gamma) - (1 + \beta)(2 - \gamma^2 - \gamma\beta)]^2}. \quad (40)$$

Appendix B: Proofs

Proofs that are straightforward or are implied by the discussion in the main text are omitted.

Proof of Lemma 1 Equilibrium effort is given by (5). After taking the derivative, dropping the denominator and consolidating it follows that $\frac{de^*}{d\beta}$ carries the same sign as

$$-\gamma(2 - \gamma)^2(1 + \gamma)(2 + \gamma) + (2 - \gamma^2 - \gamma\beta)^2. \quad (41)$$

Setting this equal to zero and solving for β yields

$$\mathcal{S}_e = \frac{2 - \gamma^2 - \sqrt{\gamma(2 - \gamma)^2(1 + \gamma)(2 + \gamma)}}{\gamma}. \quad (42)$$

□

Proof of Lemma 2 Beginning with (37), the proof follows *mutatis mutandis* that of the previous Lemma with

$$\mathcal{S}_A = \frac{2 - \gamma - \gamma^2}{2\gamma}. \quad (43)$$

□

Proof of Proposition 1 By assumption $V_F(\cdot)$ is perfectly aligned with equilibrium market profit and hence $\frac{dV_F^*}{d\beta}$ carries the same sign as $\frac{d\Pi^*}{d\beta}$. Equilibrium profit Π^* is given by (9). Applying the quotient rule in taking the derivative and dropping the denominator, it follows after some simplification that $\frac{d\Pi^*}{d\beta}$ carries the same sign as

$$\begin{aligned} & [6 + 4\gamma + \beta^2\gamma - 5\gamma^2 - \gamma^3 + \gamma^4 - \beta(2 - \gamma - \gamma^2)] \times \\ & [24 - 44\gamma^2 + 4\gamma^3 + \beta^3\gamma^3 + 30\gamma^4 - \gamma^5 - 9\gamma^6 + \gamma^8 - 3\beta^2\gamma^2(2 - \gamma^2) - \\ & \beta\gamma(20 + 8\gamma - 32\gamma^2 - 6\gamma^3 + 14\gamma^4 + \gamma^5 - 2\gamma^6)]. \end{aligned} \quad (44)$$

The first factor can be written as

$$(2 - 2\beta) + (4 - 4\gamma^2) + (\gamma - \gamma^2) + (3\gamma - \gamma^3) + \gamma^4 + \beta(\gamma^2 + \gamma) + \beta^2\gamma, \quad (45)$$

which is clearly positive. Setting the second factor equal to zero and solving for β yields $\mathcal{S}_{V_F, \Pi}$ and the derivative properties follow. □

Proof of Proposition 2 Taking the derivatives of (11) and (10) with respect to β when $\mathbb{1} = 1$ reveals that the sign is determined by the sign of $-(2 - \gamma^2 - \gamma\beta) - (1 - \beta)\gamma$, hence $\mathcal{S}_{V_R, CS} = \mathcal{S}_A$. □

Proof of Proposition 3 It can be shown that $\frac{dTW_F^*}{d\beta}$ carries the same sign as

$$\begin{aligned} G := & 80 - 8(-2 + 9\beta)\gamma - 4(34 + 12\beta + 3\beta^2)\gamma^2 + 2(-8 + 40\beta + \beta^3)\gamma^3 + \\ & (78 + 28\beta + 6\beta^2)\gamma^4 + (7 - 30\beta)\gamma^5 - 4(5 + \beta)\gamma^6 + (-1 + 4\beta)\gamma^7 + 2\gamma^8 \end{aligned}$$

Setting $G \equiv 0$ gives an implicit equation that can be solved for β to yield

$$\mathcal{S}_{TW_F} = \frac{\frac{246^{2/3}(1-i\sqrt{3})(-2+\gamma)^2\gamma^4(-6-9\gamma-\gamma^2+3\gamma^3+\gamma^4)}{H^{1/3}} - 66^{1/3}(1+i\sqrt{3})H^{1/3} - 72\gamma^2(-2+\gamma^2)}{72\gamma^3};$$

where

$$H := 864\gamma^6 + 720\gamma^7 - 1296\gamma^8 - 792\gamma^9 + 774\gamma^{10} + 261\gamma^{11} - 198\gamma^{12} - 27\gamma^{13} + 18\gamma^{14} + \sqrt{3}\sqrt{(-2+\gamma)^6\gamma^{12}(2+3\gamma+\gamma^2)^3(-2970+81\gamma+2943\gamma^2-1044\gamma^4+128\gamma^6)}.$$

Note that $\frac{dT_{W_F}^*}{d\beta} \underset{\leq}{\geq} 0$ whenever $\beta \underset{\leq}{\geq} \mathcal{S}_{TW_F}$.

$\frac{dT_{W_R}^*}{d\beta}$ carries the same sign as

$$\begin{aligned} I := & 176 + 32\gamma - 320\gamma^2 - 28\gamma^3 + 182\gamma^4 + 9\gamma^5 - 44\gamma^6 - \gamma^7 + 4\gamma^8 + \\ & 2\beta^3\gamma^2(-8 + \gamma + 2\gamma^2) + 6\beta^2\gamma(8 - 6\gamma - 6\gamma^2 + 2\gamma^3 + \gamma^4) + \\ & 2\beta(-16 - 68\gamma - 40\gamma^2 + 80\gamma^3 + 23\gamma^4 - 31\gamma^5 - 3\gamma^6 + 4\gamma^7). \end{aligned}$$

Setting $I \equiv 0$ gives an implicit equation that can be solved for β to yield

$$\mathcal{S}_{TW_R} = \frac{J^{1/3}}{62^{1/3}\gamma^2(-8+\gamma+2\gamma^2)} - \frac{8-6\gamma-6\gamma^2+2\gamma^3+\gamma^4}{\gamma(-8+\gamma+2\gamma^2)} - \frac{-768+9792\gamma+4800\gamma^2-13536\gamma^3-3216\gamma^4+6468\gamma^5+756\gamma^6-1308\gamma^7-60\gamma^8+96\gamma^9}{32^{2/3}J^{1/3}(-8+\gamma+2\gamma^2)};$$

where

$$\begin{aligned} J := & 27648\gamma^4 - 262656\gamma^5 - 286848\gamma^6 + 454464\gamma^7 + 342144\gamma^8 - 331776\gamma^9 - \\ & 150120\gamma^{10} + 117828\gamma^{11} + 28296\gamma^{12} - 19980\gamma^{13} - 1944\gamma^{14} + 1296\gamma^{15} + \\ & [4(-768\gamma^2 + 9792\gamma^3 + 4800\gamma^4 - 13536\gamma^5 - 3216\gamma^6 + \\ & \quad 6468\gamma^7 + 756\gamma^8 - 1308\gamma^9 - 60\gamma^{10} + 96\gamma^{11})^3 + \\ & (27648\gamma^4 - 262656\gamma^5 - 286848\gamma^6 + 454464\gamma^7 + 342144\gamma^8 - 331776\gamma^9 - \\ & \quad 150120\gamma^{10} + 117828\gamma^{11} + 28296\gamma^{12} - 19980\gamma^{13} - 1944\gamma^{14} + 1296\gamma^{15})^2]^{1/2} \end{aligned}$$

Note that $\frac{dT_{W_R}^*}{d\beta} \underset{\leq}{\geq} 0$ whenever $\beta \underset{\leq}{\geq} \mathcal{S}_{TW_R}$. □

Proof of Lemma 3 Equilibrium effort is given by (5). After taking the derivative, dropping the denominator and consolidating it follows that $\frac{de^*}{d\gamma}$ carries the same sign as

$$-(2-\gamma)[2(2-\gamma-\gamma^2)+3\gamma^3+2\gamma^4+\beta(4+2\gamma+4\gamma^2+3\gamma^3)]. \quad (46)$$

Both factors are obviously positive so that the negative of their product is negative; which is also sufficient to prove the second statement. \square

Proof of Proposition 4 As remarked in the proof to Proposition 1, $\frac{dV_E^*}{d\gamma}$ carries the same sign as $\frac{d\Pi^*}{d\gamma}$. Applying the quotient rule in taking the derivative of (9) with respect to γ , it follows after some simplification that $\frac{d\Pi^*}{d\gamma}$ carries the same sign as

$$\begin{aligned} & [-2(\gamma - 2)^2(1 + \gamma)] [6 + 4\gamma + \beta^2\gamma - 5\gamma^2 - \gamma^3 + \gamma^4 - \beta(2 - \gamma - \gamma^2)] \times \\ & [12 + 10\gamma^3 + 2\gamma^4 - 3\gamma^5 - \gamma^6 + \beta\gamma(\gamma - 2)(1 + \gamma)^2 + \beta^2(4 + 2\gamma + 3\gamma^2 + 2\gamma^3)] \end{aligned} \quad (47)$$

Of the three factors it is straightforward to show that the first is negative and the third is positive. The middle factor is shown to be positive in the proof to Proposition 1, from which it follows that $\frac{d\Pi^*}{d\gamma} < 0$. \square

Proof of Proposition 5 We undertake the same steps as in the proof to Proposition 2, but now take derivatives with respect to γ . From this it follows that $\frac{dV_R}{d\gamma}$ has the same sign as

$$- [16 - 28\gamma - 8\gamma^2 + 16\gamma^3 + \gamma^4 - 2\gamma^5 + \beta(2 + \gamma)^2 + \beta^2(4 + \gamma^2)]. \quad (48)$$

Setting this equal to 0 and solving for β yields

$$\mathcal{D}_{V_R} = \frac{-(2 + \gamma)^2 + (2 - \gamma)\sqrt{-60(1 - \gamma) + 97\gamma^2 + 48\gamma^3 + 28\gamma^4 + 8\gamma^5}}{4 + \gamma^2}. \quad (49)$$

Similarly one derives that $\frac{dCS}{d\gamma}$ has the same sign as

$$\begin{aligned} & [-(4 - \gamma^2)] [6 + 4\gamma + \beta^2\gamma - 5\gamma^2 - \gamma^3 + \gamma^4 - \beta(2 - \gamma - \gamma^2)] \times \\ & [8 - 40\gamma - 46\gamma^2 + 24\gamma^3 + 25\gamma^4 - 3\gamma^5 - 3\gamma^6 + \\ & \beta(2 + \gamma)^2(4 - \gamma + \gamma^2) + \beta^2(8 + 4\gamma + 2\gamma^2 + 3\gamma^3)]. \end{aligned} \quad (50)$$

Of the three factors it is straightforward to show that the first is negative and in the proof to Proposition 1 it is shown that the second is positive. Setting the third factor equal to zero and solving for β yields

$$\begin{aligned} \mathcal{D}_{CS} = & \frac{(2 - \gamma)\sqrt{\gamma(384 + 964(\gamma + \gamma^2) + 669\gamma^3 + 454\gamma^4 + 205\gamma^5 + 36\gamma^6)}}{2(8 + 4\gamma + 2\gamma^2 + 3\gamma^3)} \\ & + (2 + \gamma)^2(4 - \gamma - \gamma^2). \end{aligned} \quad (51)$$

□

Proof of Proposition 6 It can be shown that $\frac{dT W_E^*}{d\gamma}$ carries the same sign as $-(112 - 24\gamma - 180\gamma^2 + 82\gamma^3 + 56\gamma^4)$, which is negative for all $\gamma \in [0, 1]$. Hence, $\frac{dT W_E^*}{d\gamma} < 0 \forall \beta$.

Now, $\frac{dT W_R^*}{d\gamma}$ carries the same sign as $\frac{K}{(9(6+4\gamma+\beta^2\gamma-5\gamma^2-\gamma^3+\gamma^4+\beta(-2+\gamma+\gamma^2)))^3}$, where

$$\begin{aligned} K := & -608 + 576\gamma + 1296\gamma^2 - 1096\gamma^3 - 794\gamma^4 + 636\gamma^5 + 185\gamma^6 - 147\gamma^7 - \\ & 15\gamma^8 + 12\gamma^9 - 4\beta^4\gamma(4 + \gamma^2) - 4\beta^3(-8 + 8\gamma + 6\gamma^2 + 2\gamma^3 + \gamma^4) - \\ & \beta^2(160 + 160\gamma - 144\gamma^2 + 20\gamma^3 + 34\gamma^4 - 15\gamma^5 + 4\gamma^6) - \\ & \beta(32 + 464\gamma - 24\gamma^2 - 328\gamma^3 + 48\gamma^4 + 81\gamma^5 - 13\gamma^6 - 4\gamma^7). \end{aligned}$$

Setting $K \equiv 0$ gives an implicit equation that can be solved for β to yield

$$\begin{aligned} \mathcal{D}_{TW_R} = & \frac{-B}{4A} + \frac{1}{4\sqrt{6A}} \left(\frac{6B^2}{A} - 4C - \frac{2^{4/3}(C^2 + 12(4EA - BD))}{(F + G)^{1/3}} + 2^{2/3}(F + G)^{1/3} \right)^{1/2} + \\ & \frac{B^2}{8A^2} - \frac{C}{12A} + \frac{C^2 + 12(4EA - BD)}{24 \cdot 2^{2/3}A(F + G)^{1/3}} + \frac{(F + G)^{1/3}}{48 \cdot 2^{1/3}A} + \\ & \frac{\sqrt{\frac{3}{2}}(BCA - B^3 - 2DA^2)}{4A^2 \left(6B^2 - 4CA + \frac{2^{4/3}A(C^2 + 12(4EA - BD))}{(F + G)^{1/3}} + 2^{2/3}A(F + G)^{1/3} \right)^{1/2}}, \end{aligned}$$

where

$$\begin{aligned} A &= \gamma(4 + \gamma^2), & B &= -8 + 8\gamma + 6\gamma^2 + 2\gamma^3 + \gamma^4, \\ C &= 160 + 160\gamma - 144\gamma^2 + 20\gamma^3 + 34\gamma^4 - 15\gamma^5 + 4\gamma^6, \\ D &= 32 + 464\gamma - 24\gamma^2 - 328\gamma^3 + 48\gamma^4 + 81\gamma^5 - 13\gamma^6 - 4\gamma^7, \\ E &= 608 - 576\gamma - 1296\gamma^2 + 1096\gamma^3 + 794\gamma^4 - 636\gamma^5 - 185\gamma^6 + 147\gamma^7 + 15\gamma^8 - 12\gamma^9, \\ F &= 36BCD - 432EB^2 - 2C^3 + 288AEC - 108AD^2, \text{ and} \\ G &= 2\sqrt{(C^3 - 18BCD + 54AD^2 + 72E(3B^2 - 2AC))^2 - (C^2 - 12BD + 48AE)^3}. \end{aligned}$$

Then $\frac{dT W_R^*}{d\gamma} \gtrless 0$ whenever $\beta \lesseqgtr \mathcal{D}_{TW_R}$. □

Proof of Theorem 2 It can be shown that $\mathcal{S}_{V_F, \Pi} > \mathcal{D}_{CS}$, whereupon the assertion follows immediately as a corollary to Propositions 1, 2, 4 and 5. □

Proof of Theorem 3 For given product differentiation and spillovers in development, the pooling of patents eliminates double marginalization and increases welfare. Therefore

a necessary condition for overall welfare to nonetheless decrease is that spillover effects and differentiation effects must be on net negative, which is only the case when pooling is undesirable under the fee structure. \square

Proof of Theorem 4 Setting $\gamma_p = 0.85$ and $\beta_p = 1$ Mathematica's FindInstance[$\{CS_p < CS_n, 0 < \gamma_n < 0.85, 0 < \beta_n < 1\}, \{\gamma_n, \beta_n\}$], shows that no such instance exists on the given domain. Since consumer surplus is concave, it then follows that the theorem holds for the entire domain. \square

References

- [1] Boldrin, Michele and David K. Levine, 2009, *Against Intellectual Monopoly*, Cambridge University Press.
- [2] Bourreau, Marc and Pinar Doğan, 2010, “Cooperation in Product Development and Process R&D between Competitors,” *International Journal of Industrial Organization*, 28, 176–190.
- [3] Brenner, Steffen, 2009, “Optimal formation rules for patent pools,” *Economic Theory*, 40(3), 373–388.
- [4] Choi, Jay Pil, 2010, “Patent pools and cross-licensing in the shadow of patent litigation,” *International Economic Review*, 51(2), 441–460.
- [5] Clark, Jeanne, Joe Piccolo, Brian Stanton, Karin Tyson, Mary Critharis, and Stephen Kunin, 2000, “Patent Pools: A Solution to the Problem of Access in Biotechnology Patents?” United States Patent and Trademark Office.
- [6] Cournot, A. Augustin, 1838, “Recherches sur les Principes Mathématiques de la Théorie des Richesses.”
- [7] Dequiedt, Vianney and Bruno Versaevel, 2012, “Patent Pools and Dynamic R&D Incentives,” unpublished working paper.

- [8] Erkal, Nisvan and Minehart, Deborah, 2010, “Optimal strategies in dynamic games of research and development,” unpublished working paper.
- [9] Gallini, Nancy, 2011, “Private Agreements for Coordinating Patent Rights: The Case of Patent Pools,” *Economia e Politica Industriale - Journal of Industrial and Business Economics*, 38(3), 5–29.
- [10] Gaulé, Patrick, 2006, “Towards Patent Pools in Biotechnology?” *Innovation Strategy Today*, 2(2), 123–143.
- [11] Gilbert, Richard J., 2004, “Antitrust for Patent Pools: A Century of Policy Evolution,” *Stanford Technology Law Review*, 3.
- [12] Gilbert, Richard J. and Michael Katz, 2011, “Efficient Division of Profits from Complementary Innovations,” *International Journal of Industrial Organization*, 29(4), 443–454.
- [13] Ghosh, Arghya and Hodaka Morita, 2008, “Competitor Collaboration and Product Distinctiveness,” unpublished working paper.
- [14] Greenlee, Patrick, 2005, “Endogenous formation of competitive research sharing joint ventures,” *Journal of Industrial Economics*, 53(3), 355–391.
- [15] Heller, Michael A. and Rebecca S. Eisenberg, 1998, “Can Patents Deter Innovation? The Anticommons in Biomedical Research,” *Science* 280(5364), 698–701, 1 May, <http://www.sciencemag.org/cgi/content/full/280/5364/698>
- [16] Joshi, Amol M. and Atul Nerkar, 2011, “When do strategic alliances inhibit innovation by firms? Evidence from patent pools in the global optical disc industry,” *Strategic Management Journal*, 32(11), 1139–1160.
- [17] Kamien, Morton, Eitan Muller and Israel Zang, 1992, “Research Joint Ventures and R&D Cartels,” *American Economic Review*, 82, 1293–1306.

- [18] Katznelson, Ron D. and John Howells, 2012, “Inventing-around Edison’s Incandescent Lamp Patent: Evidence of Patents’ Role in Stimulating Downstream Development,” unpublished working paper.
- [19] Kim, Sung-Hwan, 2004, “Vertical Structure and Patent Pools,” *Review of Industrial Organization*, 25(3), 231–250.
- [20] Lampe, Ryan and Petra Moser, 2010, “Do Patent Pools Encourage Innovation? Evidence from the 19th-Century Sewing Machine Industry,” *Journal of Economic History*, 70(4), 898–920.
- [21] Lampe, Ryan and Petra Moser, 2012, “Do Patent Pools Encourage Innovation? Evidence from 20 U.S. Industries under the New Deal,” unpublished working paper.
- [22] Lerner, Josh and Jean Tirole, 2004, “Efficient Patent Pools,” *American Economic Review*, 94(3), 691–711.
- [23] Lin, Ping and Kamal Saggi, 2002, “Product Differentiation, Process R&D, and the Nature of Market Competition,” *European Economic Review*, 46, 201–211.
- [24] Llanes, Gastón and Stefano Trento, 2012, “Patent policy, patent pools, and the accumulation of claims in sequential innovation,” *Economic Theory*, forthcoming.
- [25] Ménière, Yann, 2008, “Patent Law and Complementary Innovations,” *European Economic Review*, 52, 1125–1139.
- [26] Miller, Mark E. and David S. Almeling, 2007, “DOJ, FTC Redefine Antitrust Rules on Patent Pools,” *National Law Journal*, October 29.
- [27] Moltó, María J. G., Nikolaos Georgantzís and Vicente Orts, 2005, “Cooperative R&D with Endogenous Technology Differentiation,” *Journal of Economics and Management Strategy*, 14(2), 461–476.

- [28] Powell, Walter, Kenneth Koput and Laurel Smith-Doerr, 1996, “Interorganizational collaboration and the locus of innovation: Networks of learning in Biotechnology,” *Administrative Science Quarterly*, 41, 116–145.
- [29] Schmidt, Klaus M., 2009, “Complementary Patents and Market Structure,” GESY University of Munich Discussion Paper No. 274.
- [30] Severinov, Sergei, 2001, “On Information Sharing and Incentives in R&D” *RAND Journal of Economics*, 32(3), 542–564.
- [31] Serafino, David, 2007, “Survey of Patent Pools Demonstrates Variety of Purposes and Management Structures,” *Knowledge Ecology International*.
<http://keionline.org/content/view/69/1>
- [32] Shapiro, Carl, 2001, “Navigating the Patent Thicket: Cross Licenses, Patent Pools, and Standard Setting,” in *Innovation Policy and the Economy*, Jaffe, Adam B., Josh Lerner, and Scott Stern (eds.) Vol. 1, NBER and MIT press, Cambridge.
- [33] Singh, Nirvikar and Xavier Vives, 1984, “Price and Quantity Competition in a Differentiated Duopoly,” *RAND Journal of Economics*, 15(4), 546–554.
- [34] U.S. Department of Justice and Federal Trade Commission, 2007, “Antitrust Enforcement and Intellectual Property Rights: Promoting Innovation and Competition,” Washington, D.C.
- [35] Van Overwalle, Geertrui, 2012, “Uncorking Trade Secrets: Sparking the Interaction Between Trade Secrecy and Open Biotechnology,” in *The Law and Theory of Trade Secrecy: A Handbook of Contemporary Research*, R. Dreyfuss and K. Strandberg (eds.), Edward Elgar, Cheltenham, UK.
- [36] Van Zimmeren, Esther, Sven Vanneste, Gert Mattijs, Wim Vanhaverbeke, and Geertrui Van Overwalle, 2011, “Patent pools and clearinghouses in the life sciences,” *Trends in Biotechnology*, 29(11), 569–576.

- [37] Verbeure, Birgit, 2009, “Patent pooling for gene-based diagnostic testing. Conceptual framework,” in *Gene Patents and Collaborative Licensing Models*, G. Van Overwalle (ed.), Cambridge UP, Cambridge, MA.
- [38] Zucker, Lynne, Michael Darby and Jeff Armstrong, 2001, “Commercializing knowledge: university science, knowledge capture and firm performance in biotechnology,” *Management Science*, 48(1), 138–153.

PREVIOUS DISCUSSION PAPERS

- 92 Jeitschko, Thomas D. and Zhang, Nanyun, Adverse Effects of Patent Pooling on Product Development and Commercialization, April 2013.
- 91 Baumann, Florian and Friehe, Tim, Private Protection Against Crime when Property Value is Private Information, April 2013.
Forthcoming in: International Review of Law and Economics.
- 90 Baumann, Florian and Friehe, Tim, Cheap Talk About the Detection Probability, April 2013.
Forthcoming in: International Game Theory Policy.
- 89 Pagel, Beatrice and Wey, Christian, How to Counter Union Power? Equilibrium Mergers in International Oligopoly, April 2013.
- 88 Jovanovic, Dragan, Mergers, Managerial Incentives, and Efficiencies, April 2013.
- 87 Heimeshoff, Ulrich and Klein Gordon J., Bargaining Power and Local Heroes, March 2013.
- 86 Bertschek, Irene, Cerquera, Daniel and Klein, Gordon J., More Bits – More Bucks? Measuring the Impact of Broadband Internet on Firm Performance, February 2013.
Forthcoming in: Information Economics and Policy.
- 85 Rasch, Alexander and Wenzel, Tobias, Piracy in a Two-Sided Software Market, February 2013.
Published in: Journal of Economic Behavior & Organization, 88 (2013), pp. 78-89.
- 84 Bataille, Marc and Steinmetz, Alexander, Intermodal Competition on Some Routes in Transportation Networks: The Case of Inter Urban Buses and Railways, January 2013.
- 83 Haucap, Justus and Heimeshoff, Ulrich, Google, Facebook, Amazon, eBay: Is the Internet Driving Competition or Market Monopolization?, January 2013.
Forthcoming in: International Economics and Economic Policy.
- 82 Regner, Tobias and Riener, Gerhard, Voluntary Payments, Privacy and Social Pressure on the Internet: A Natural Field Experiment, December 2012.
- 81 Dertwinkel-Kalt, Markus and Wey, Christian, The Effects of Remedies on Merger Activity in Oligopoly, December 2012.
- 80 Baumann, Florian and Friehe, Tim, Optimal Damages Multipliers in Oligopolistic Markets, December 2012.
- 79 Duso, Tomaso, Röller, Lars-Hendrik and Seldeslachts, Jo, Collusion through Joint R&D: An Empirical Assessment, December 2012.
Forthcoming in: The Review of Economics and Statistics.
- 78 Baumann, Florian and Heine, Klaus, Innovation, Tort Law, and Competition, December 2012.
- 77 Coenen, Michael and Jovanovic, Dragan, Investment Behavior in a Constrained Dictator Game, November 2012.
- 76 Gu, Yiquan and Wenzel, Tobias, Strategic Obfuscation and Consumer Protection Policy in Financial Markets: Theory and Experimental Evidence, November 2012.

- 75 Haucap, Justus, Heimeshoff, Ulrich and Jovanovic, Dragan, Competition in Germany's Minute Reserve Power Market: An Econometric Analysis, November 2012.
- 74 Normann, Hans-Theo, Rösch, Jürgen and Schultz, Luis Manuel, Do Buyer Groups Facilitate Collusion?, November 2012.
- 73 Riener, Gerhard and Wiederhold, Simon, Heterogeneous Treatment Effects in Groups, November 2012.
- 72 Berlemann, Michael and Haucap, Justus, Which Factors Drive the Decision to Boycott and Opt Out of Research Rankings? A Note, November 2012.
- 71 Muck, Johannes and Heimeshoff, Ulrich, First Mover Advantages in Mobile Telecommunications: Evidence from OECD Countries, October 2012.
- 70 Karaçuka, Mehmet, Çatik, A. Nazif and Haucap, Justus, Consumer Choice and Local Network Effects in Mobile Telecommunications in Turkey, October 2012. Forthcoming in: Telecommunications Policy, 37 (2013), pp. 334-344.
- 69 Clemens, Georg and Rau, Holger A., Rebels without a Clue? Experimental Evidence on Partial Cartels, April 2013 (First Version October 2012).
- 68 Regner, Tobias and Riener, Gerhard, Motivational Cherry Picking, September 2012.
- 67 Fonseca, Miguel A. and Normann, Hans-Theo, Excess Capacity and Pricing in Bertrand-Edgeworth Markets: Experimental Evidence, September 2012. Forthcoming in: Journal of Institutional and Theoretical Economics.
- 66 Riener, Gerhard and Wiederhold, Simon, Team Building and Hidden Costs of Control, September 2012.
- 65 Fonseca, Miguel A. and Normann, Hans-Theo, Explicit vs. Tacit Collusion – The Impact of Communication in Oligopoly Experiments, August 2012. Published in: European Economic Review, 56 (2012), pp. 1759-1772.
- 64 Jovanovic, Dragan and Wey, Christian, An Equilibrium Analysis of Efficiency Gains from Mergers, July 2012.
- 63 Dewenter, Ralf, Jaschinski, Thomas and Kuchinke, Björn A., Hospital Market Concentration and Discrimination of Patients, July 2012.
- 62 Von Schlippenbach, Vanessa and Teichmann, Isabel, The Strategic Use of Private Quality Standards in Food Supply Chains, May 2012. Forthcoming in: American Journal of Agricultural Economics.
- 61 Sapi, Geza, Bargaining, Vertical Mergers and Entry, July 2012.
- 60 Jentzsch, Nicola, Sapi, Geza and Suleymanova, Irina, Targeted Pricing and Customer Data Sharing Among Rivals, July 2012. Published in: International Journal of Industrial Organization, 31 (2013), pp. 131-144.
- 59 Lambarraa, Fatima and Riener, Gerhard, On the Norms of Charitable Giving in Islam: A Field Experiment, June 2012.
- 58 Duso, Tomaso, Gugler, Klaus and Szücs, Florian, An Empirical Assessment of the 2004 EU Merger Policy Reform, June 2012.
- 57 Dewenter, Ralf and Heimeshoff, Ulrich, More Ads, More Revs? Is there a Media Bias in the Likelihood to be Reviewed?, June 2012.

- 56 Böckers, Veit, Heimeshoff, Ulrich and Müller Andrea, Pull-Forward Effects in the German Car Scrappage Scheme: A Time Series Approach, June 2012.
- 55 Kellner, Christian and Riener, Gerhard, The Effect of Ambiguity Aversion on Reward Scheme Choice, June 2012.
- 54 De Silva, Dakshina G., Kosmopoulou, Georgia, Pagel, Beatrice and Peeters, Ronald, The Impact of Timing on Bidding Behavior in Procurement Auctions of Contracts with Private Costs, June 2012.
Published in: Review of Industrial Organization, 41 (2013), pp.321-343.
- 53 Benndorf, Volker and Rau, Holger A., Competition in the Workplace: An Experimental Investigation, May 2012.
- 52 Haucap, Justus and Klein, Gordon J., How Regulation Affects Network and Service Quality in Related Markets, May 2012.
Published in: Economics Letters, 117 (2012), pp. 521-524.
- 51 Dewenter, Ralf and Heimeshoff, Ulrich, Less Pain at the Pump? The Effects of Regulatory Interventions in Retail Gasoline Markets, May 2012.
- 50 Böckers, Veit and Heimeshoff, Ulrich, The Extent of European Power Markets, April 2012.
- 49 Barth, Anne-Kathrin and Heimeshoff, Ulrich, How Large is the Magnitude of Fixed-Mobile Call Substitution? - Empirical Evidence from 16 European Countries, April 2012.
- 48 Herr, Annika and Suppliet, Moritz, Pharmaceutical Prices under Regulation: Tiered Co-payments and Reference Pricing in Germany, April 2012.
- 47 Haucap, Justus and Müller, Hans Christian, The Effects of Gasoline Price Regulations: Experimental Evidence, April 2012.
- 46 Stühmeier, Torben, Roaming and Investments in the Mobile Internet Market, March 2012.
Published in: Telecommunications Policy, 36 (2012), pp. 595-607.
- 45 Graf, Julia, The Effects of Rebate Contracts on the Health Care System, March 2012.
- 44 Pagel, Beatrice and Wey, Christian, Unionization Structures in International Oligopoly, February 2012.
Published in: Labour: Review of Labour Economics and Industrial Relations, 27 (2013), pp. 1-17.
- 43 Gu, Yiquan and Wenzel, Tobias, Price-Dependent Demand in Spatial Models, January 2012.
Published in: B. E. Journal of Economic Analysis & Policy, 12 (2012), Article 6.
- 42 Barth, Anne-Kathrin and Heimeshoff, Ulrich, Does the Growth of Mobile Markets Cause the Demise of Fixed Networks? – Evidence from the European Union, January 2012.
- 41 Stühmeier, Torben and Wenzel, Tobias, Regulating Advertising in the Presence of Public Service Broadcasting, January 2012.
Published in: Review of Network Economics, 11, 2 (2012), Article 1.
- 40 Müller, Hans Christian, Forecast Errors in Undisclosed Management Sales Forecasts: The Disappearance of the Overoptimism Bias, December 2011.

- 39 Gu, Yiquan and Wenzel, Tobias, Transparency, Entry, and Productivity, November 2011.
Published in: Economics Letters, 115 (2012), pp. 7-10.
- 38 Christin, Clémence, Entry Deterrence Through Cooperative R&D Over-Investment, November 2011.
Forthcoming in: Louvain Economic Review.
- 37 Haucap, Justus, Herr, Annika and Frank, Björn, In Vino Veritas: Theory and Evidence on Social Drinking, November 2011.
- 36 Barth, Anne-Kathrin and Graf, Julia, Irrationality Rings! – Experimental Evidence on Mobile Tariff Choices, November 2011.
- 35 Jeitschko, Thomas D. and Normann, Hans-Theo, Signaling in Deterministic and Stochastic Settings, November 2011.
Published in: Journal of Economic Behavior and Organization, 82 (2012), pp.39-55.
- 34 Christin, Céquence, Nicolai, Jean-Philippe and Pouyet, Jerome, The Role of Abatement Technologies for Allocating Free Allowances, October 2011.
- 33 Keser, Claudia, Suleymanova, Irina and Wey, Christian, Technology Adoption in Markets with Network Effects: Theory and Experimental Evidence, October 2011.
Published in: Information Economics and Policy, 24 (2012), pp. 262-276.
- 32 Çatik, A. Nazif and Karaçuka, Mehmet, The Bank Lending Channel in Turkey: Has it Changed after the Low Inflation Regime?, September 2011.
Published in: Applied Economics Letters, 19 (2012), pp. 1237-1242.
- 31 Hauck, Achim, Neyer, Ulrike and Vieten, Thomas, Reestablishing Stability and Avoiding a Credit Crunch: Comparing Different Bad Bank Schemes, August 2011.
- 30 Suleymanova, Irina and Wey, Christian, Bertrand Competition in Markets with Network Effects and Switching Costs, August 2011.
Published in: B. E. Journal of Economic Analysis & Policy, 11 (2011), Article 56.
- 29 Stühmeier, Torben, Access Regulation with Asymmetric Termination Costs, July 2011.
Published in: Journal of Regulatory Economics, 43 (2013), pp. 60-89.
- 28 Dewenter, Ralf, Haucap, Justus and Wenzel, Tobias, On File Sharing with Indirect Network Effects Between Concert Ticket Sales and Music Recordings, July 2011.
Published in: Journal of Media Economics, 25 (2012), pp. 168-178.
- 27 Von Schlippenbach, Vanessa and Wey, Christian, One-Stop Shopping Behavior, Buyer Power, and Upstream Merger Incentives, June 2011.
- 26 Balsmeier, Benjamin, Buchwald, Achim and Peters, Heiko, Outside Board Memberships of CEOs: Expertise or Entrenchment?, June 2011.
- 25 Clougherty, Joseph A. and Duso, Tomaso, Using Rival Effects to Identify Synergies and Improve Merger Typologies, June 2011.
Published in: Strategic Organization, 9 (2011), pp. 310-335.
- 24 Heinz, Matthias, Juranek, Steffen and Rau, Holger A., Do Women Behave More Reciprocally than Men? Gender Differences in Real Effort Dictator Games, June 2011.
Published in: Journal of Economic Behavior and Organization, 83 (2012), pp. 105-110.

- 23 Sapi, Geza and Suleymanova, Irina, Technology Licensing by Advertising Supported Media Platforms: An Application to Internet Search Engines, June 2011.
Published in: B. E. Journal of Economic Analysis & Policy, 11 (2011), Article 37.
- 22 Buccirossi, Paolo, Ciari, Lorenzo, Duso, Tomaso, Spagnolo Giancarlo and Vitale, Cristiana, Competition Policy and Productivity Growth: An Empirical Assessment, May 2011.
Forthcoming in: The Review of Economics and Statistics.
- 21 Karaçuka, Mehmet and Çatik, A. Nazif, A Spatial Approach to Measure Productivity Spillovers of Foreign Affiliated Firms in Turkish Manufacturing Industries, May 2011.
Published in: The Journal of Developing Areas, 46 (2012), pp. 65-83.
- 20 Çatik, A. Nazif and Karaçuka, Mehmet, A Comparative Analysis of Alternative Univariate Time Series Models in Forecasting Turkish Inflation, May 2011.
Published in: Journal of Business Economics and Management, 13 (2012), pp. 275-293.
- 19 Normann, Hans-Theo and Wallace, Brian, The Impact of the Termination Rule on Cooperation in a Prisoner's Dilemma Experiment, May 2011.
Published in: International Journal of Game Theory, 41 (2012), pp. 707-718.
- 18 Baake, Pio and von Schlippenbach, Vanessa, Distortions in Vertical Relations, April 2011.
Published in: Journal of Economics, 103 (2011), pp. 149-169.
- 17 Haucap, Justus and Schwalbe, Ulrich, Economic Principles of State Aid Control, April 2011.
Forthcoming in: F. Montag & F. J. Säcker (eds.), European State Aid Law: Article by Article Commentary, Beck: München 2012.
- 16 Haucap, Justus and Heimeshoff, Ulrich, Consumer Behavior towards On-net/Off-net Price Differentiation, January 2011.
Published in: Telecommunication Policy, 35 (2011), pp. 325-332.
- 15 Duso, Tomaso, Gugler, Klaus and Yurtoglu, Burcin B., How Effective is European Merger Control? January 2011.
Published in: European Economic Review, 55 (2011), pp. 980-1006.
- 14 Haigner, Stefan D., Jenewein, Stefan, Müller, Hans Christian and Wakolbinger, Florian, The First shall be Last: Serial Position Effects in the Case Contestants evaluate Each Other, December 2010.
Published in: Economics Bulletin, 30 (2010), pp. 3170-3176.
- 13 Suleymanova, Irina and Wey, Christian, On the Role of Consumer Expectations in Markets with Network Effects, November 2010.
Published in: Journal of Economics, 105 (2012), pp. 101-127.
- 12 Haucap, Justus, Heimeshoff, Ulrich and Karaçuka, Mehmet, Competition in the Turkish Mobile Telecommunications Market: Price Elasticities and Network Substitution, November 2010.
Published in: Telecommunications Policy, 35 (2011), pp. 202-210.
- 11 Dewenter, Ralf, Haucap, Justus and Wenzel, Tobias, Semi-Collusion in Media Markets, November 2010.
Published in: International Review of Law and Economics, 31 (2011), pp. 92-98.
- 10 Dewenter, Ralf and Kruse, Jörn, Calling Party Pays or Receiving Party Pays? The Diffusion of Mobile Telephony with Endogenous Regulation, October 2010.
Published in: Information Economics and Policy, 23 (2011), pp. 107-117.

- 09 Hauck, Achim and Neyer, Ulrike, The Euro Area Interbank Market and the Liquidity Management of the Eurosystem in the Financial Crisis, September 2010.
- 08 Haucap, Justus, Heimeshoff, Ulrich and Luis Manuel Schultz, Legal and Illegal Cartels in Germany between 1958 and 2004, September 2010.
Published in: H. J. Ramser & M. Stadler (eds.), Marktmacht. Wirtschaftswissenschaftliches Seminar Ottobeuren, Volume 39, Mohr Siebeck: Tübingen 2010, pp. 71-94.
- 07 Herr, Annika, Quality and Welfare in a Mixed Duopoly with Regulated Prices: The Case of a Public and a Private Hospital, September 2010.
Published in: German Economic Review, 12 (2011), pp. 422-437.
- 06 Blanco, Mariana, Engelmann, Dirk and Normann, Hans-Theo, A Within-Subject Analysis of Other-Regarding Preferences, September 2010.
Published in: Games and Economic Behavior, 72 (2011), pp. 321-338.
- 05 Normann, Hans-Theo, Vertical Mergers, Foreclosure and Raising Rivals' Costs – Experimental Evidence, September 2010.
Published in: The Journal of Industrial Economics, 59 (2011), pp. 506-527.
- 04 Gu, Yiquan and Wenzel, Tobias, Transparency, Price-Dependent Demand and Product Variety, September 2010.
Published in: Economics Letters, 110 (2011), pp. 216-219.
- 03 Wenzel, Tobias, Deregulation of Shopping Hours: The Impact on Independent Retailers and Chain Stores, September 2010.
Published in: Scandinavian Journal of Economics, 113 (2011), pp. 145-166.
- 02 Stühmeier, Torben and Wenzel, Tobias, Getting Beer During Commercials: Adverse Effects of Ad-Avoidance, September 2010.
Published in: Information Economics and Policy, 23 (2011), pp. 98-106.
- 01 Inderst, Roman and Wey, Christian, Countervailing Power and Dynamic Efficiency, September 2010.
Published in: Journal of the European Economic Association, 9 (2011), pp. 702-720.

Heinrich-Heine-University of Düsseldorf

**Düsseldorf Institute for
Competition Economics (DICE)**

Universitätsstraße 1_ 40225 Düsseldorf
www.dice.hhu.de

ISSN 2190-9938 (online)
ISBN 978-3-86304-091-8