

Busch, Anne Maria

**Working Paper**

## Drug prices, rents, and votes in the German health care market: An application of the Peltzman model

Working Paper Series in Economics, No. 339

**Provided in Cooperation with:**

Institute of Economics, Leuphana Universität Lüneburg

*Suggested Citation:* Busch, Anne Maria (2015) : Drug prices, rents, and votes in the German health care market: An application of the Peltzman model, Working Paper Series in Economics, No. 339, Leuphana Universität Lüneburg, Institut für Volkswirtschaftslehre, Lüneburg

This Version is available at:

<https://hdl.handle.net/10419/119466>

**Standard-Nutzungsbedingungen:**

Die Dokumente auf EconStor dürfen zu eigenen wissenschaftlichen Zwecken und zum Privatgebrauch gespeichert und kopiert werden.

Sie dürfen die Dokumente nicht für öffentliche oder kommerzielle Zwecke vervielfältigen, öffentlich ausstellen, öffentlich zugänglich machen, vertreiben oder anderweitig nutzen.

Sofern die Verfasser die Dokumente unter Open-Content-Lizenzen (insbesondere CC-Lizenzen) zur Verfügung gestellt haben sollten, gelten abweichend von diesen Nutzungsbedingungen die in der dort genannten Lizenz gewährten Nutzungsrechte.

**Terms of use:**

*Documents in EconStor may be saved and copied for your personal and scholarly purposes.*

*You are not to copy documents for public or commercial purposes, to exhibit the documents publicly, to make them publicly available on the internet, or to distribute or otherwise use the documents in public.*

*If the documents have been made available under an Open Content Licence (especially Creative Commons Licences), you may exercise further usage rights as specified in the indicated licence.*

**Drug Prices, Rents, and Votes in the German Health  
Care Market: An Application of the Peltzman Model**

by  
Anne Maria Busch

University of Lüneburg  
Working Paper Series in Economics

**No. 339**

May 2015

[www.leuphana.de/institute/ivwl/publikationen/working-papers.html](http://www.leuphana.de/institute/ivwl/publikationen/working-papers.html)

ISSN 1860 - 5508

Anne Maria Busch\*

**Drug Prices, Rents, and Votes in the German Health Care Market:  
An Application of the Peltzman Model**

Leuphana University of Lüneburg

Institute of Economics

Scharnhorststr. 1

21335 Lüneburg

Germany

[anne\\_maria.busch@leuphana.de](mailto:anne_maria.busch@leuphana.de)

Phone: +49.4131.677-7653

Fax: +49.4131.677-2026

## **Abstract**

Using the health care reform of 2004 as an experience, the reaction of consumers (insured persons) and producers (pharmaceutical industry) based on electoral behavior and relating to drug prices and co-payments imposed on drugs is analyzed. The changes in prices and medications after this reform make it to a natural choice. For the analysis, the interest group model by Peltzman (1976) is applied to the German health care market. The vote-maximizing government has to find the optimal combination of rent and price of regulation. As a result, the vote-maximizing outcome is determined by a price level which reflects the interests of consumers as well as the pharmaceutical industry. The analysis of the reaction of consumers related to the co-payment rules of 2004 leads to the hypothesis that the regulator, and finally the pharmaceutical industry, sets drug prices in a way that they are ranging from 5 to 50 Euro. Prices between 50 and 100 Euro are possible as well, reflecting a balance of power facing the pharmaceutical industry. Producers who had accepted the 1989 reference price had an incentive to increase their price while lowering their sales volume.

**Keywords:** German health care market, interest groups, political pressure, lobbyism

**JEL codes:** D72, D78, I39

# 1 Introduction

Health care systems are subject to a high degree of public regulation. This creates strong incentives for interest groups to gain influence on the government as the regulator in health care. In most industrial countries, physicians constitute a powerful interest group; another one is defined by health insurers. Where the pharmaceutical industry importantly contributes to exports and employment, it cannot be neglected either. By way of contrast, patients have little influence on regulation because (fortunately) illness is the exception rather than the rule these days. The insured (the taxpayers, respectively in National Health Service-type systems) individually have little to say but are collectively represented by health insurers (politicians, respectively).

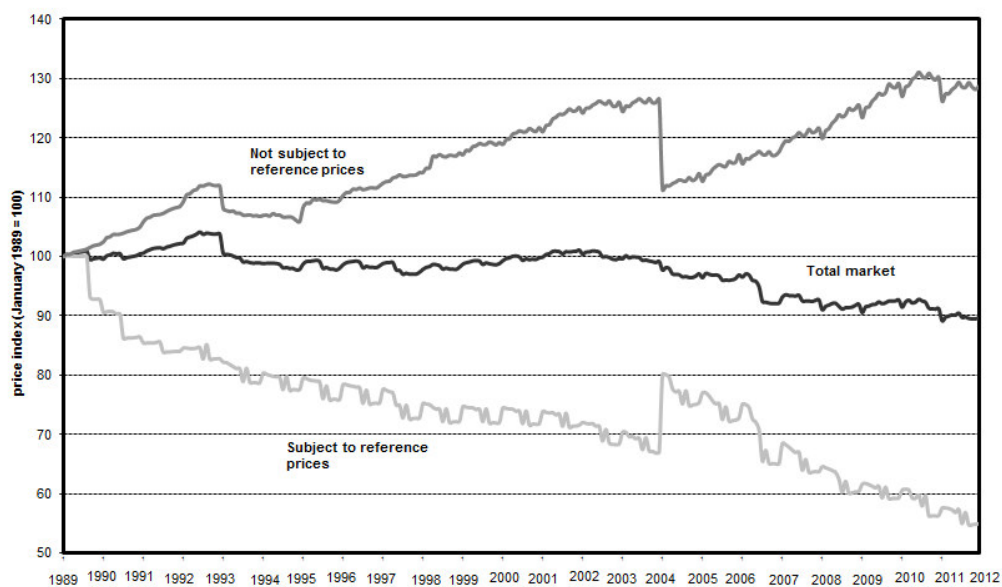
With so many players involved, health care reforms necessarily are the outcome of a quest for influence reflecting the relative power of interest groups. Evidently, for predicting the effects of public regulation in health care, an analysis of how the several interest groups influence its creation and implementation is called for. However, in much of the health economics literature, this fact is neglected, with the consequence that public regulation fails to have the intended effect. The objective of this article is to provide such an analysis by applying the Peltzman (1976) model to the German health care reform of 2004. This model depicts a vote-maximizing regulator, with votes contributed by producers (who benefit from a high regulated price) and consumers (who are hurt by a high price). [15] In the case of the 2004 reform, the two competing interest groups are the pharmaceutical industry (which is interested in high sales prices) and consumers (who are represented by the association of social health insurers, seeking low out-of-pocket prices). The 2004 reform is a telling example because it introduced a complicated co-payment schedule designed to protect certain groups of patients from high drug prices. The German experience is also of interest because a reference price system was introduced in 1989. A joint committee of physicians and health insurers established a price distribution of preparations, deemed to be of comparable efficacy. A reference price somewhat below the median was set. Prescriptions with a price at or below the benchmark were free of charge to socially insured patients, whereas those with a price above it entailed a co-payment equal to the excess. Since then, prices of the two categories of drugs have been diverging (see Figure 1 below). However, the 2004

reform had the puzzling consequence that preparations with prices below the reference level suddenly became more expensive, while those above the benchmark became significantly cheaper. The Peltzman model will be shown to provide an explanation of this unexpected phenomenon.

After an overview of the history of drug prices and the reform of 2004 in the German health care market in Section 2, the Peltzman model is described in Section 3. Section 4 contains the adaption of this model to the German health care market designed to predict the outcome of the 2004 reform. In Section 5 the deriving predictions are discussed, followed by a conclusion in Section 6.

## 2 The price of drugs and the German health care reform of 2004

Since 1980, the WIdO, the scientific institute of a German statutory health insurance, has been analyzing the German drug market. It created a price index for drugs covered by social health insurance (SHI). [20] The index reflects a basket of preparations, which is adapted annually. [22] It excludes medications paid by private insurance, used in hospitals, and bought without prescription. Until 2001, the data set is based on a sample, since then it includes all prescriptions. [21] Prices are measured at the pharmacy level.



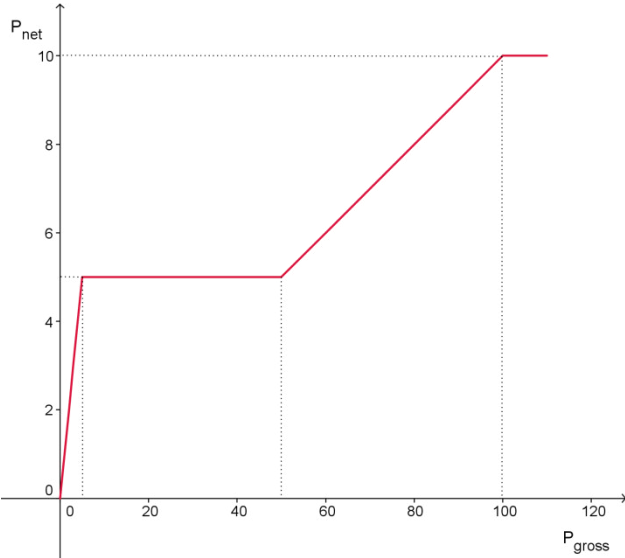
**Figure 1** Price index related to different market segments from 1989 to 2012<sup>1</sup> [18]

In Figure 1, two features are noteworthy. First, with the introduction of reference prices in 1989, drugs that were rated similar to a generic became 20 percent cheaper within four years. Conversely, innovative pharmaceuticals, which are exempt from reference pricing, exhibit an upward drift in price, which however does not prevent the overall price index from slowly falling. Second, there are two spikes in 2004. Preparations not subject to reference prices are dropped by more than 10 percent on average, while those subject to price regulation shot up by almost 12 percent.

In January 2004, the health care reform called *GKV-Modernisierungsgesetz* came into force. It makes patients to pay 10% of the pharmacy selling price for drugs with a minimum of 5€ and a maximum of

<sup>1</sup> Beginning 1991, the data include former communist East Germany.

10€<sup>2</sup>. Based on these co-payment rules, four cases can be distinguished. If the price of the drug is less than 5€, consumers have to pay themselves. If the price lies between 5€ and 50€, they have to pay the minimum of 5€. Between 50€ and 100€, they have to pay 10%, while above 100€, the maximum of 10€ co-payment is reached.



**Figure 2** Relationship between gross and net price of drugs (in Euro)

Figure 2 illustrates the relationship between the gross price (i.e. the sales price at the pharmacy) and the net price (i.e. the amount paid out-of-pocket). In the following Table some price examples are illustrated.

<b>P<sub>gross</sub></b>	1	3	5	7	10	60	80	110	500
<b>P<sub>net</sub></b>	1	3	5	5	5	6	8	10	10

**Table 1** Gross and net prices for drugs after the reform of 2004 (in Euro)

The function of gross and net prices is of crucial importance for the application of the Peltzman (1976) model to the reform of 2004.

<sup>2</sup> Annual co-payment amount is capped of 2% of gross income (1% in case of a chronic illness). This amount includes all co-payments, not only for drugs, but also for hospitals and other medical expenses.



### 3 The Peltzman model: Vote maximization of politicians

According to the model by Peltzman (1976), government seeks to maximize votes by regulating the price of a product. A high price serves to boost rent for producers, who contribute to votes (also through campaign contributions). However, it hurts consumer, who may sanction the government at the polls. Peltzman extended the analysis by Stigler (1971), who focused exclusively on the producer group interest. [15] The more recent model by Becker (1983) is less suitable in the present context because he acts on the assumption of a passive government, which only redistributes funds. [1] In the present context, the producers are the pharmaceutical industry and the consumers (potential) patients. Although ineffective as a lobby group, they have political influence through elections.

In the Peltzman model the relative power of interest groups shapes the regulator's utility function. He questioned by occurring regulation how it will modify the unregulated price structure and how it will change the division of the gains over time. In doing so, the maximum price is the monopoly price  $P_m$  and the minimum price the competitive price  $P_c$ . Let  $V$  denote the number of votes gained by a politician reflecting the impact of regulation on the utility of producers and consumers. [4] With  $U_p$  the utility of producers and  $U_c$  the utility of consumers, one has

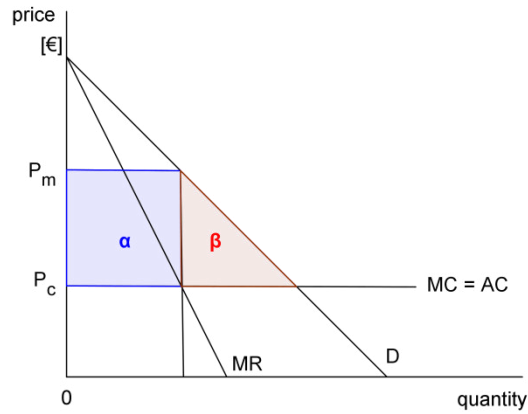
$$V = V(U_p, U_c), \quad \frac{\partial V}{\partial U_p} > 0, \quad \frac{\partial V}{\partial U_c} > 0 \quad (1)$$

These utilities are equated to producer and consumer surplus [4], respectively:

$$U_p = \alpha(p) \quad (2)$$

$$U_c = \theta - \alpha(p) - \beta(p) \quad (3)$$

Producer surplus  $\alpha$  is maximal if the politician permits the producer to set the monopoly price  $P_m$  (see Figure 3). As to consumers, their surplus is given by their willingness to pay in excess of marginal cost  $MC$  minus  $\alpha$  minus the deadweight loss  $\beta$  caused by a price that exceeds  $MC$  ( $MR$  symbolizes marginal revenue). [4]



**Figure 3** Producer surplus and deadweight loss

The objective is to derive the regulator's utility maximum in order to determine the regulated price (lying between  $P_m$  and  $P_c = MC$ ). For  $\frac{dV}{dp}$ , note first that  $dV$  is given by

$$dV = \frac{\partial V}{\partial U_p} dU_p + \frac{\partial V}{\partial U_c} dU_c . \quad (4)$$

From equation (2), one has

$$dU_p = \frac{\partial \alpha}{\partial p} dp. \quad (5)$$

From equation (3), it follows

$$dU_c = -\frac{\partial \alpha}{\partial p} dp - \frac{\partial \beta}{\partial p} dp. \quad (6)$$

Inserting (5) and (6) into (4), one obtains

$$dV = \frac{\partial V}{\partial U_p} \frac{\partial \alpha}{\partial p} dp + \frac{\partial V}{\partial U_c} \left( -\frac{\partial \alpha}{\partial p} dp - \frac{\partial \beta}{\partial p} dp \right). \quad (7)$$

Collecting terms in  $dp$  and dividing through yields

$$\frac{dV}{dp} = \frac{\partial V}{\partial U_p} \frac{\partial \alpha}{\partial p} - \frac{\partial V}{\partial U_c} \frac{\partial \alpha}{\partial p} - \frac{\partial V}{\partial U_c} \frac{\partial \beta}{\partial p} = \left( \frac{\partial V}{\partial U_p} - \frac{\partial V}{\partial U_c} \right) \frac{\partial \alpha}{\partial p} - \frac{\partial V}{\partial U_c} \frac{\partial \beta}{\partial p}. \quad (8)$$

The sign of this expression is indeterminate in general. While its second term is negative, its first term is negative only if  $\frac{\partial V}{\partial U_c} > \frac{\partial V}{\partial U_p}$ , i.e. if consumers have more political power (at the margin) than

producers. In most representative democracies, this is an unlikely situation, expect when a high regulated price causes public uproar. Expression (8) has a positive sign if  $\frac{\partial V}{\partial U_c} = 0$ , or more generally, if  $\frac{\partial V}{\partial U_p} > \frac{\partial V}{\partial U_c} > 0$  combined with  $\frac{\partial \alpha}{\partial p} \gg \frac{\partial \beta}{\partial p}$ . Producers' influence has to be comparatively strong, and their profits strongly depend on the sales price of their product.

Setting (8) to zero defines an indifference curve. The change in producers rent is defined as  $dRent := \frac{\partial \alpha}{\partial p} dp$  and the change in the price paid by consumers  $dPrice := dp$ . Then, (7) can be written

$$dV = \frac{\partial V}{\partial U_p} dRent + \frac{\partial V}{\partial U_c} \left( -dRent - \frac{\partial \beta}{\partial p} dPrice \right) = 0, \quad (9)$$

which can be solved for the slope in (Price, Rent)-space,

$$\frac{dRent}{dPrice} = \frac{\frac{\partial \beta}{\partial p} \frac{\partial V}{\partial U_c}}{\frac{\partial V}{\partial U_p} - \frac{\partial V}{\partial U_c}}. \quad (10)$$

The slope of this indifference curve is indeterminate as well. It is positive if  $\frac{\partial V}{\partial U_p} > \frac{\partial V}{\partial U_c}$ , zero if  $\frac{\partial V}{\partial U_c} = 0$ , and negative if  $\frac{\partial V}{\partial U_p} < \frac{\partial V}{\partial U_c}$ .

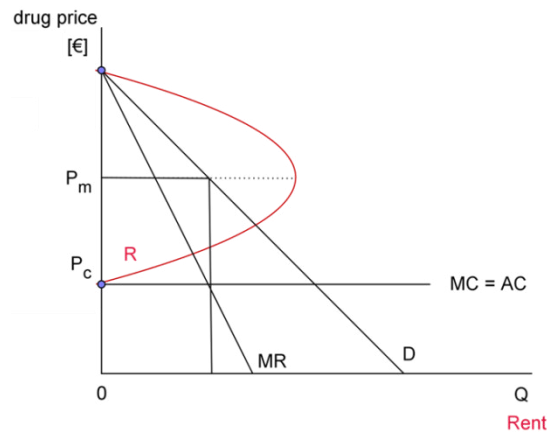
The vote-maximizing price  $p$  is implicitly given by

$$\frac{\partial V}{\partial U_p} \cdot \frac{\partial \alpha}{\partial p} = \frac{\partial V}{\partial U_c} \left( \frac{\partial \alpha}{\partial p} + \frac{\partial \beta}{\partial p} \right). \quad (11)$$

The left-hand side of (11) describes the gain of votes coming from producers in response to a marginal increase of the regulated price ( $\frac{\partial \alpha}{\partial p} > 0$ ). The right-hand side indicates the number of votes lost, which depends on the extra producer surplus  $\frac{\partial \alpha}{\partial p}$  (which is to the detriment of consumers) as well as the extra deadweight loss  $\frac{\partial \beta}{\partial p}$  (which also potential consumers). Thus, the regulator will set a price  $P^*$  in a way that the marginal gain in producers' support for more monopoly rent increment balances the loss in consumers votes.

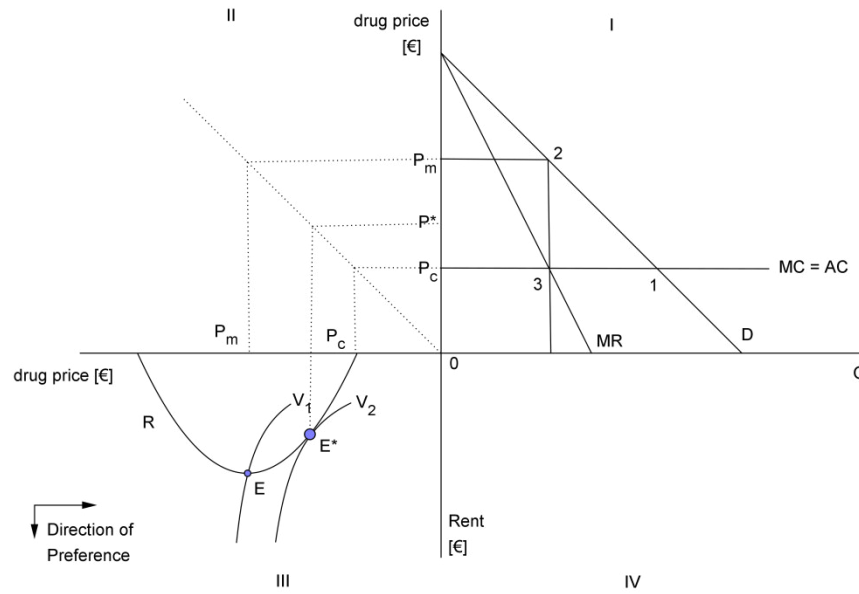
## 4 Applying the Peltzman model to the reform of 2004

When applying the Peltzman model to the 2004 reform, ‘price’ becomes the price of a pharmaceutical. The assumption of constant MC is realistic, as is the monopoly assumption for patented drugs. Therefore, maximum rent can be achieved at  $P_m$ , the monopoly price. This is the price the producer would achieve absent regulation. At the competitive price  $P_c$ ,  $MC=AC$ ; there, the profit is zero.



**Figure 4** Producer’s rent as a function of drug price

The rent function of a producer therefore has the parabolic shown in Figure 4. The next step is to add the regulator’s indifference curve to the picture. This is done in Figure 5. Its quadrant I repeats Figure 3. In quadrant II, drug price is projected on the x axis. The rent function derived in Figure 4 appears again in quadrant III. It is now juxtaposed with the isovote curves  $V_1$  and  $V_2$  indicating regulators indifference. Convexity of the indifferent curve is assumed for simplicity. As drawn, these indifference curves reflect the assumption that when it comes to drug prices, German consumers (also represented by the association of SHI) have more political clout than the pharmaceutical companies, resulting in a negative slope in (price, rent)-space [see equation (10) again].



**Figure 5** Regulation to vote-maximize [4]

Under this assumption, one prediction follows immediately from Figure 5. The regulator will never permit the producers to set their monopoly price. This would correspond to point E in quadrant III, which is suboptimal. The optimum solution is indicated by point E\*, leading to a drug price P\* below the monopoly price  $P_m$ .

## 5 Deriving predictions regarding the reform of 2004

Predictions are derived by assuming that gross drug prices have no influence on the popularity of the government, only net prices. In Figure 6, demand as a function of net price is mapped into demand as a function of gross price (which determines rent). Demand as a function of net price is shown in quadrant III.



Now the stage is set for transforming Figure 6 into Figure 7 depicting the specifics of the German market for pharmaceuticals. Quadrant I shows the relationship between gross price  $P_{gross}$  and quantity demanded  $Q$  of 1989 and 2004. These functions are complemented by the pertinent marginal revenue function [ $MR(\bar{P}_{ref}), MR(\bar{\bar{P}}_{ref})$  for 1989,  $MR_{2004}$  for 2004, respectively] as well as three marginal cost levels  $MC < \bar{MC} < \bar{\bar{MC}}$  for determining Cournot points.

The profit margin multiplied by the monopoly quantity  $Q_m$  (point  $N$  in Figure 7) exceeds the margin implied by the reference price  $\bar{P}_{ref} = 4$  multiplied by  $Q_{max}$ ; therefore, this company would have rejected the reference price. However, it would have accepted the reference price  $\bar{\bar{P}}_{ref} = 11$  because when multiplied by  $Q_{max}$ , it entails a higher producer surplus than that implied by point  $N$ .

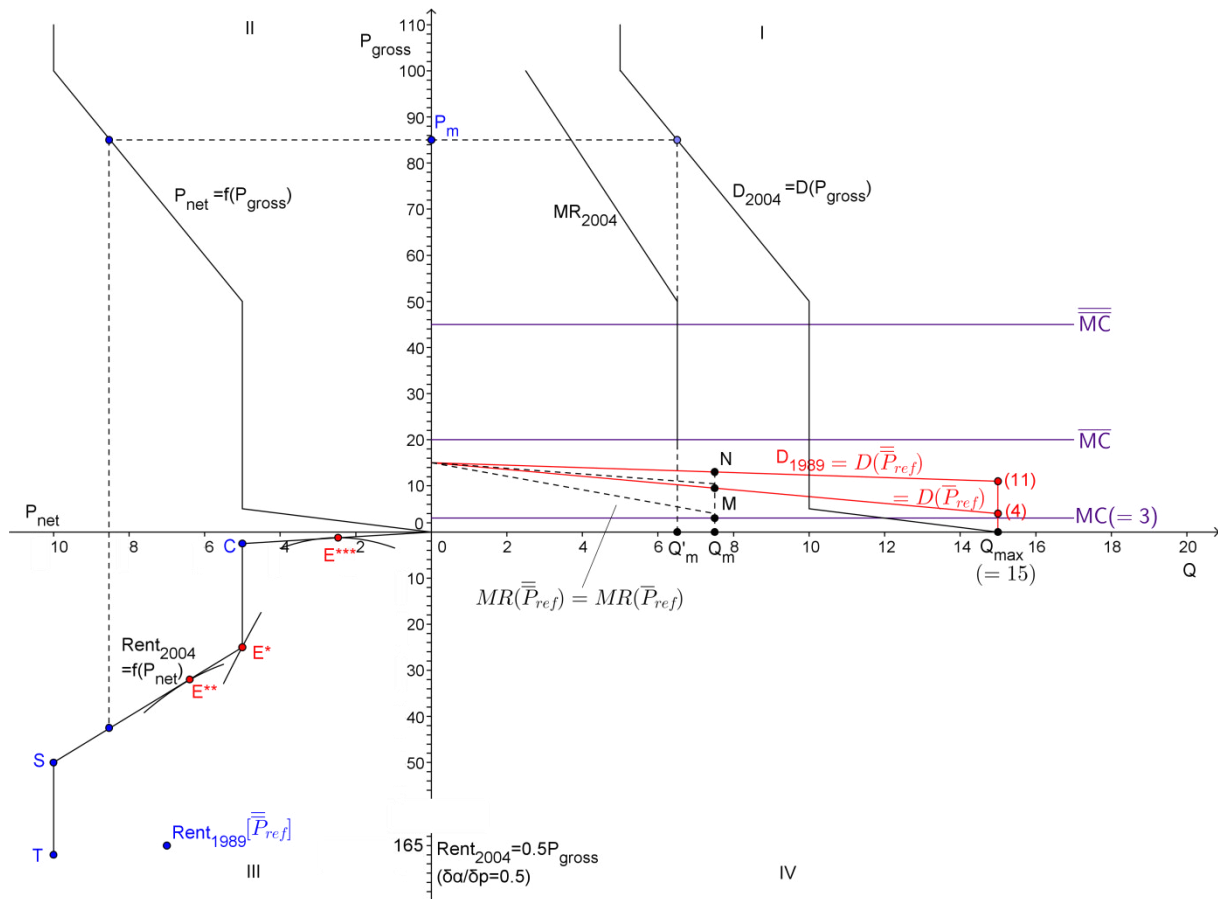


Figure 7 Rents before and after the 2004 reform and change of optima

In quadrant III, the point  $Rent_{1989}$  indicate the rent obtained by accepting the higher reference price  $\bar{\bar{P}}_{ref}$ . After the 2004 reform, there is a rent function that needs to be constructed in quadrant III. One

point on it is given by the monopoly price  $P_m$ , which is determined by the intersection of the  $MR_{2004}$  curve with a MC schedule. However, there is ambiguity because e.g. both  $\overline{MC}$  and  $\overline{\overline{MC}}$  lead to the same value of  $P_m$ . Therefore, producer surplus (rent) cannot be determined unambiguously. The assumption is that the rent corresponding to  $P_m$  is 50 percent of the price (42.5). On this assumption,  $P_{gross} = 50$  in quadrant II maps into a rent of 25 and  $P_{gross} = 5$ , into one of 2.5. This gives the function *OCEST*.

Complementing the graph with the regulator's indifference curve, one sees that E\* is an accumulation point. A whole set of curves, reflecting different power structures leads to the prediction that the net price will be at 5 Euros, which however will go along with gross prices ranging from 5 to 50 Euros. This is possible thanks to the co-payment schedule as shown in Table 1. However, the actual price will be 50 Euros on the 50 percent assumption because Rent=25. Moreover, an optimum at E\*\* entailing a higher net price and a gross price between 50 and 100 Euros is possible as well, reflecting a balance of power facing the pharmaceutical industry. Finally, an optimum at E\*\*\*, implying a net price below 5 Euros, comes about only in the event of a balance of power extremely tilted towards the producers. But then, E\*\*\* would almost certainly be dominated by E\* and E\*\*. Note also that optima between points C and E as well as S and T are excluded. The regulator's indifference curves would have to run vertical, which happens only if the two interest groups have exactly the same amount of influence at the margin [ $\frac{\partial V}{\partial U_p} = \frac{\partial V}{\partial U_c}$  in equation (10)].

The following prediction can be derived from Figure 7. Concerning the transition from the 1989 regime to the 2004 reform: Producers who had accepted the reference price had an incentive to increase their gross price while lowering their sales volume (from  $Q_{max}$  to  $Q'_m$  in Figure 7).



## 6 Conclusion

With the introduction of the 2004 health care reform in Germany the co-payment schedule and thereby the drug prices changed. Looking into the developing of drug prices in Germany, noteworthy are the spikes in 2004. Preparations not subject to reference prices are dropped by more than 10 percent on average, while those subject to price regulation shot up by almost 12 percent.

Based on the Peltzman (1976) model, the influence of the government, the pharmaceutical industry (producers) and the insured persons (consumers) can be analyzed relating to reform creation. By regulating the price of pharmaceuticals, the government seeks to maximize votes. The optimum solution leads to a drug price below the monopoly price. For the optimum solution, the variation of votes on the part of pharmaceutical industry has to equal the variation of votes on the part of consumers.

Reflecting different power structures leads to drug prices ranging from 5 to 50 Euros, associated with a co-payment of 5 Euros. Prices between 50 and 100 Euros are possible as well, reflecting a balance of power facing the pharmaceutical industry. These prices are associated with a co-payment of 10% of the selling price. Concerning the transition from 1989 reference price regime to the 2004 reform one can say that producers who had accepted the reference price had an incentive to increase their price while lowering their sales volume. In a further step, an empirical analysis of drug prices in Germany can proof these predictions.

## References

- [1] Becker, G. A Theory of Competition Among Pressure Groups for Political Influence. *The Quarterly Journal of Economics*; 1983. 98, 3, pp. 371-400.
- [2] Breyer; Zweifel; Kifmann. *Gesundheitsökonomik, 5.Auflage*. Springer-Verlag, Berlin; 2005.
- [3] Busse; Riesberg. *Gesundheitssysteme im Wandel: Deutschland*. Kopenhagen, WHO Regionalbüro für Europa im Auftrag des Europäischen Observatoriums für Gesundheitssysteme und Gesundheitspolitik; 2005.
- [4] Cullis, J.; Jones, P. *Microeconomics: A Journey Through Life's Decisions*. FT Prentice Hall; 2009.
- [5] Dahl, R. *Who governs? Democracy and Power in an American City*. New Haven, CT: Yale University Press; 1961.
- [6] Donaldson; Gerard. *Economics of Health Care Financing: The visible Hand*. Palgrave Macmillan, New York; 2005.
- [7] Henke; Braeseke. *Volkswirtschaftliche Bedeutung der Gesundheitswirtschaft: Innovationen, Branchenverflechtungen, Arbeitsmarkt*. Europäische Schriften zu Staat und Wirtschaft, Band 33, Nomos, Baden-Baden; 2011.
- [8] Herr; Suppliet. *Pharmaceutical Prices under Regulation: Tiered Co-payments and Reference Pricing in Germany*. DICE Discussing Paper. Heinrich-Heine-Universität Düsseldorf, Department of Economics, Düsseldorf; 2012.
- [9] Keller, S. *Ärztetze und integrierte Versorgung: Zwischen Anspruch und Wirklichkeit*. *Deutsches Ärzteblatt*; 2012. 109, 12.
- [10] Kühn, H. *Finanzierbarkeit der gesetzlichen Krankenversicherung und das Instrument der Budgetierung*. Discussion-Paper der Forschungsgruppe Public-Health im Wissenschaftszentrum Berlin für Sozialforschung; 2001.

- [11] Leppert, F. Implementierungshürden von telemedizinischen Innovationen aus volkswirtschaftlicher Sicht. Universität Bielefeld, Vortrag Jahrestagung DGGÖ 2012; 2012.
- [12] Noweski, M. Der Gesundheitsmarkt: Liberalisierung und Reregulierung als Resultat politischer Koalitionen. Verlag Dr. Köster, Berlin; 2008.
- [13] Oberender; Zerth. Wachstumsmarkt Gesundheit, 3. Auflage. Lucius & Lucius, Stuttgart; 2010.
- [14] Olson, M. The logic of collective action. Harvard University Press, Cambridge; 1965.
- [15] Peltzman, S. Toward a more general Theory of Regulation. Journal of Law and Economics; 1976. 19, 211-40.
- [16] Reuben, E. Interest groups and politicians: The need to concentrate on group formation. EconWPA, Paper ewp-pe/0212001, CREED and Tinbergen Institute, Department of Economics, University of Amsterdam, Amsterdam; 2002.
- [17] Sadiraj, V. et al. Interest Group Size Dynamics and Policymaking. Public Choice; 2005. 125, pp. 271-303.
- [18] Schaufler; Schröder; Telschow; Weiss. Ökonomische Aspekte des deutschen Arzneimittelmarktes 2012. Arzneiverordnungs-Report 2013, Berlin/Heidelberg, Springer; 2013. pp. 157-214.
- [19] Van Winden, F. On the Economic Theory of Interest Groups: Towards a Group Frame of Reference in Political Economics. Public Choice; 1999. 100, 1/2, pp. 1-29.
- [20] WIdO, wissenschaftliches Institut der AOK. Aufbau und Ziele des Projekts. 2014. <http://www.wido.de/gkv-arzneimittelind.html>. Accessed 11 April 2014.
- [21] WIdO, wissenschaftliches Institut der AOK.. Daten und methodische Grundlagen. 2014. <http://www.wido.de/gkv-methoden.html>. Accessed 11 April 2014.
- [22] WIdO, wissenschaftliches Institut der AOK. Preisentwicklung im deutschen Arzneimittelmarkt. 2014. [http://www.wido.de/arz\\_preisinformation.html](http://www.wido.de/arz_preisinformation.html). Accessed 11 April 2014.

[23] Zweifel; Crivelli. Price Regulation of Drugs: Lessons from Germany. *Journal of Regulatory Economics*; 1996. 10, pp. 257-273.

# Working Paper Series in Economics

(recent issues)

---

- No.338: *Anne Maria Busch*: Drug Prices and Pressure Group Activities in the German Health Care Market: An Application of the Becker Model, May 2015
- No.337: *Inna Petrunyk and Christian Pfeifer*: Life satisfaction in Germany after reunification: Additional insights on the pattern of convergence, May 2015
- No.336: *Joachim Wagner*: Credit constraints and the extensive margins of exports: First evidence for German manufacturing, March 2015
- No.335: *Markus Groth und Jörg Cortekar*: Die Relevanz von Klimawandelfolgen für Kritische Infrastrukturen am Beispiel des deutschen Energiesektors, Januar 2015
- No.334: *Institut für Volkswirtschaftslehre*: Forschungsbericht 2014, Januar 2015
- No.333: *Annette Brunsmeier and Markus Groth*: Hidden climate change related risks for the private sector, January 2015
- No.332: *Tim W. Dornis and Thomas Wein*: Trademark Rights, Comparative Advertising, and “Perfume Comparison Lists” – An Untold Story of Law and Economics, December 2014
- No.331: *Julia Jauer, Thomas Liebig, John P. Martin and Patrick Puhani*: Migration as an Adjustment Mechanism in the Crisis? A Comparison of Europe and the United States, October 2014
- No.330: *T. Addison, McKinley L. Blackburn and Chad D. Cotti*: On the Robustness of Minimum Wage Effects: Geographically-Disparate Trends and Job Growth Equations, September 2014
- No.329: *Joachim Möller and Marcus Zierer*: The Impact of the German Autobahn Net on Regional Labor Market Performance: A Study using Historical Instrument Variables, November 2014
- No.328: *Ahmed Fayez Abdelgouad, Christian Pfeifer and John P. Weche Gelübcke*: Ownership Structure and Firm Performance in the Egyptian Manufacturing Sector, September 2014
- No.327: *Stephan Humpert*: Working time, satisfaction and work life balance: A European perspective. September 2014
- No.326: *Arnd Kölling*: Labor Demand and Unequal Payment: Does Wage Inequality matter? Analyzing the Influence of Intra-firm Wage Dispersion on Labor Demand with German Employer-Employee Data, November 2014
- No.325: *Horst Raff and Natalia Trofimenko*: World Market Access of Emerging-Market Firms: The Role of Foreign Ownership and Access to External Finance, November 2014
- No.324: *Boris Hirsch, Michael Oberfichtner and Claus Schnabel*: The levelling effect of product market competition on gender wage discrimination, September 2014
- No.323: *Jürgen Bitzer, Erkan Gören and Sanne Hiller*: International Knowledge Spillovers: The Benefits from Employing Immigrants, November 2014
- No.322: *Michael Gold*: Kosten eines Tarifabschlusses: Verschiedene Perspektiven der Bewertung, November 2014

- No.321: *Gesine Stephan und Sven Uthmann*: Wann wird negative Reziprozität am Arbeitsplatz akzeptiert? Eine quasi-experimentelle Untersuchung, November 2014
- No.320: *Lutz Bellmann, Hans-Dieter Gerner and Christian Hohendanner*: Fixed-term contracts and dismissal protection. Evidence from a policy reform in Germany, November 2014
- No.319: *Knut Gerlach, Olaf Hübler und Wolfgang Meyer*: Betriebliche Suche und Besetzung von Arbeitsplätzen für qualifizierte Tätigkeiten in Niedersachsen - Gibt es Defizite an geeigneten Bewerbern?, Oktober 2014
- No.318: *Sebastian Fischer, Inna Petrunyk, Christian Pfeifer and Anita Wiemer*: Before-after differences in labor market outcomes for participants in medical rehabilitation in Germany, December 2014
- No.317: *Annika Pape und Thomas Wein*: Der deutsche Taximarkt - das letzte (Kollektiv-) Monopol im Sturm der „neuen Zeit“, November 2014
- No.316: *Nils Braakmann and John Wildman*: Reconsidering the impact of family size on labour supply: The twin-problems of the twin-birth instrument, November 2014
- No.315: *Markus Groth and Jörg Cortekar*: Climate change adaptation strategies within the framework of the German “Energiewende” – Is there a need for government interventions and legal obligations?, November 2014
- No.314: *Ahmed Fayez Abdelgouad*: Labor Law Reforms and Labor Market Performance in Egypt, October 2014
- No.313: *Joachim Wagner*: Still different after all these years. Extensive and intensive margins of exports in East and West German manufacturing enterprises, October 2014
- No.312: *Joachim Wagner*: A note on the granular nature of imports in German manufacturing industries, October 2014 [published in: *Review of Economics* 65 (2014), 3, 241-252]
- No.311: *Nikolai Hoberg and Stefan Baumgärtner*: Value pluralism, trade-offs and efficiencies, October 2014
- No.310: *Joachim Wagner*: Exports, R&D and Productivity: A test of the Bustos-model with enterprise data from France, Italy and Spain, October 2014 [ published in: *Economics Bulletin* 35 (2015), 1, 716-719]
- No.309: *Thomas Wein*: Preventing Margin Squeeze: An Unsolvable Puzzle for Competition Policy? The Case of the German Gasoline Market, September 2014
- No.308: *Joachim Wagner*: Firm age and the margins of international trade: Comparable evidence from five European countries, September 2014
- No.307: *John P. Weche Gelübcke*: Auslandskontrollierte Industrie- und Dienstleistungsunternehmen in Niedersachsen: Performancedifferentiale und Dynamik in Krisenzeiten, August 2014
- No.306: *Joachim Wagner*: New Data from Official Statistics for Imports and Exports of Goods by German Enterprises, August 2014 [published in: *Schmollers Jahrbuch / Journal of Applied Social Sciences Studies* 134 (2014), 3, 371-378]
- No.305: *Joachim Wagner*: A note on firm age and the margins of imports: First evidence from Germany, August 2014 [published in: *Applied Economics Letters* 22 (2015), 9, 679-682]

- No.304: *Jessica Ingenillem, Joachim Merz and Stefan Baumgärtner*: Determinants and interactions of sustainability and risk management of commercial cattle farmers in Namibia, July 2014
- No.303: *Joachim Wagner*: A note on firm age and the margins of exports: First evidence from Germany, July 2014 [published in: *International Trade Journal* 29 (2015), 2, 93-102]
- No.302: *Joachim Wagner*: A note on quality of a firm's exports and distance to destination countries: First evidence from Germany, July 2014
- No.301: *Ahmed Fayez Abdelgouad*: Determinants of Using Fixed-term Contracts in the Egyptian Labor Market: Empirical Evidence from Manufacturing Firms Using World Bank Firm-Level Data for Egypt, July 2014
- No.300: *Annika Pape*: Liability Rule Failures? Evidence from German Court Decisions, May 2014
- No.299: *Annika Pape*: Law versus Economics? How should insurance intermediaries influence the insurance demand decision, June 2013
- No.298: *Joachim Wagner*: Extensive Margins of Imports and Profitability: First Evidence for Manufacturing Enterprises in Germany, May 2014 [published in: *Economics Bulletin* 34 (2014), 3, 1669-1678]
- No.297: *Joachim Wagner*: Is Export Diversification good for Profitability? First Evidence for Manufacturing Enterprises in Germany, March 2014 [published in: *Applied Economics* 46 (2014), 33, 4083-4090]
- No.296: *Joachim Wagner*: Exports and Firm Profitability: Quality matters!, March 2014 [published in: *Economics Bulletin* 34 (2014), 3, 1644-1652]
- No.295: *Joachim Wagner*: What makes a high-quality exporter? Evidence from Germany, March 2014 [published in: *Economics Bulletin* 34 (2014), 2, 865-874]
- No.294: *Joachim Wagner*: Credit constraints and margins of import: First evidence for German manufacturing enterprises, February 2014 [published in: *Applied Economics* 47 (2015), 5, 415-430]
- No.293: *Dirk Oberschachtsiek*: Waiting to start a business venture. Empirical evidence on the determinants., February 2014
- No.292: *Joachim Wagner*: Low-productive exporters are high-quality exporters. Evidence from Germany, February 2014 [published in: *Economics Bulletin* 34 (2014), 2, 745-756]
- No.291: *Institut für Volkswirtschaftslehre*: Forschungsbericht 2013, Januar 2014
- No.290: *Stefan Baumgärtner, Moritz A. Drupp und Martin F. Quaas*: Subsistence and substitutability in consumer preferences, December 2013
- No.289: *Dirk Oberschachtsiek*: Human Capital Diversity and Entrepreneurship. Results from the regional individual skill dispersion nexus on self-employment activity., December 2013
- No.288: *Joachim Wagner and John P. Weche Gelübcke*: Risk or Resilience? The Role of Trade Integration and Foreign Ownership for the Survival of German Enterprises during the Crisis 2008-2010, December 2013 published in: [*Jahrbücher für Nationalökonomie und Statistik* 234 (2014), 6, 758-774]
- No.287: *Joachim Wagner*: Credit constraints and exports: A survey of empirical studies using firm level data, December 2013

(see [www.leuphana.de/institute/ivwl/publikationen/working-papers.html](http://www.leuphana.de/institute/ivwl/publikationen/working-papers.html) for a complete list)

Leuphana Universität Lüneburg  
Institut für Volkswirtschaftslehre  
Postfach 2440  
D-21314 Lüneburg  
Tel.: ++49 4131 677 2321  
email: brodt@leuphana.de

[www.leuphana.de/institute/ivwl/publikationen/working-papers.html](http://www.leuphana.de/institute/ivwl/publikationen/working-papers.html)