

Gerlagh, Reyer; Hofkes, Marjan W.

Working Paper

Escaping lock-in: The scope for a transition towards sustainable growth?

Nota di Lavoro, No. 12.2002

Provided in Cooperation with:

Fondazione Eni Enrico Mattei (FEEM)

Suggested Citation: Gerlagh, Reyer; Hofkes, Marjan W. (2002) : Escaping lock-in: The scope for a transition towards sustainable growth?, Nota di Lavoro, No. 12.2002, Fondazione Eni Enrico Mattei (FEEM), Milano

This Version is available at:

<https://hdl.handle.net/10419/119621>

Standard-Nutzungsbedingungen:

Die Dokumente auf EconStor dürfen zu eigenen wissenschaftlichen Zwecken und zum Privatgebrauch gespeichert und kopiert werden.

Sie dürfen die Dokumente nicht für öffentliche oder kommerzielle Zwecke vervielfältigen, öffentlich ausstellen, öffentlich zugänglich machen, vertreiben oder anderweitig nutzen.

Sofern die Verfasser die Dokumente unter Open-Content-Lizenzen (insbesondere CC-Lizenzen) zur Verfügung gestellt haben sollten, gelten abweichend von diesen Nutzungsbedingungen die in der dort genannten Lizenz gewährten Nutzungsrechte.

Terms of use:

Documents in EconStor may be saved and copied for your personal and scholarly purposes.

You are not to copy documents for public or commercial purposes, to exhibit the documents publicly, to make them publicly available on the internet, or to distribute or otherwise use the documents in public.

If the documents have been made available under an Open Content Licence (especially Creative Commons Licences), you may exercise further usage rights as specified in the indicated licence.



Fondazione Eni Enrico Mattei

**Escaping Lock-in:
The Scope for a Transition
Towards Sustainable Growth?**

Reyer Gerlagh* and Marjan W. Hofkes*

NOTA DI LAVORO 12.2002

JANUARY 2002

KNOW – Knowledge, Technology, Human Capital

*IVM, Institute for Environmental Studies, Vrije Universiteit,
Amsterdam, The Netherlands

This paper can be downloaded without charge at:

The Fondazione Eni Enrico Mattei Note di Lavoro Series Index:
http://www.feem.it/web/activ/_activ.html

Social Science Research Network Electronic Paper Collection:
<http://papers.ssrn.com/abstract=XXXXXX>

Fondazione Eni Enrico Mattei
Corso Magenta, 63, 20123 Milano, tel. +39/02/52036934 – fax +39/02/52036946
E-mail: letter@feem.it
C.F. 97080600154

SUMMARY

In this paper we develop a simple endogenous growth model with two competing production technologies and learning spillover effects between firms that use the same technology. Investments are directed to the technology with highest current and expected returns. Since current investments increase future returns through learning, the economy will usually lock in, that is specialise in one of the two technologies. In case the economy has selected a relative polluting technology, sustainable growth requires a transition towards the clean technology. We analyse the scope for (environmental) policies that induce such a transition.

Keywords: Endogenous growth, lock-in, transition, convergent expectations

JEL: O41

CONTENTS

1.	Introduction	1
2.	Model set up	4
3.	Optimal paths	6
4.	Environmental constraints and a transition policy	14
5.	Conclusion	18

1. Introduction

Many are concerned that a continuously growing world economy is at odds with the inherently limited supply of natural resources as well as with the solution of environmental problems caused by increasing levels of various emissions. Matching exponential output growth with limited resource inputs and limited absorption capacities of ecosystems will require production to become less dependent upon the use of natural resources and less polluting per unit of output. This makes it clear why the direction of technological change, towards ‘clean’ or resource extensive technologies, is an essential parameter determining the feasibility of sustainable development. Searching the literature for a model to study the issue, we find two classes of models looking into the sources of technological progress, the neo-classical endogenous growth models, and the so-called evolutionary growth models.

Neo-classical growth theory has its roots in the 1950s when Solow (1956) and Swan (1956) developed their theoretical framework for understanding world-wide growth of output. Still, in the Solow-Swan model, technological progress is exogenous; long-run growth comes like ‘manna from heaven’.¹ The model offers no clue as to the sources of economic growth and the bias of technological change in the long run. In the 1980s, the growth model was further developed leading to the so-called new or endogenous growth theory emerging in the early 1990s (e.g. Romer, 1990, Rebelo, 1991).² This new growth theory explicitly describes two sources of technological change, non-intentional learning and intentional research and development. An important contribution of new growth theory is that it enables the study of policies that enhance or direct learning and research, and it enables the analysis of welfare implications of different directions and levels of economic growth.

In the late 1990s, the new growth theory was linked to the issue of sustainable development. In several articles, implications of environmental policies on economic growth were studied. Also, the more fundamental question was raised whether sustained economic growth is compatible with the conservation of the environment (Bovenberg and Smulders 1995, Smulders 1995, and Hofkes 1996). The conclusion emerged that sustainable development and economic growth can go

¹ The Solow-Swan model can explain the stylised facts on growth as listed by Kaldor (1961), but it has heavily been criticised for its prediction of convergence between rich and poor countries. There is now a broad literature on absolute and conditional convergence; we leave the subject aside, however.

² See [Jones and Manuelli 1997] for an overview of endogenous growth models.

together if there is a steady flow of technological innovations that increase the efficiency of resource use (Aghion and Howitt 1998, Ch. 5). Yet, the typical endogenous growth model has an important omission. It does not diversify between ‘clean’ and ‘dirty’ technologies, while this distinction is believed to be the key to the understanding of sustainable economic development. The concerns about climate change are a case in point. There is increasing support for the idea that, if substantial carbon dioxide emission reductions are aimed for, a technological transition away from hydrocarbon based energy sources towards non-carbon energy sources will be needed. However, the common endogenous growth models with natural resources treat sustainable development as a uniform decrease of the environmental intensity of production, without distinguishing ‘clean’ from ‘dirty’ production technologies.

At the same time, the focus on technological diversity is one of the major elements in the class of evolutionary models (e.g. Nelson and Winter, 1982), which has its roots in the Schumpeterian tradition. Evolutionary models typically describe a divers set of technologies,³ a diversification mechanism broadening the set, such as the arrival of random innovations, and a selection mechanism for the reproduction of specific technologies. Jointly, the continuous diversification and selection mechanisms cause a drift in the characteristics of the current technology set. Those technologies that are most successful given the economic environment, the institutions, and policy regulations, are the fittest and will be reproduced.

Within the context of evolutionary models, technological regimes, technological transitions, and technological lock-ins play a central role (see e.g. Dosi, 1982, Nelson and Winter, 1982, Arthur, 1989). Following Street and Miles (1996), a technological regime refers to “the whole complex of scientific knowledge, engineering practices, process technologies, infrastructure, product characteristics, skills and procedures which make up the totality of a technology.” In the context of this paper, where we abstract from a detailed analysis of most of these elements, we will use the term technology cluster instead of the term technological regime. Many spillover effects exist between technologies within the same cluster, resulting in increasing returns to scale. Between technology clusters, fewer spillover effects exist. Once a specific cluster has gained a relative advantage over a competing technology clusters (that is a cluster of technologies that can be used to produce a substitute good), the scale effects will enhance its dominance. The economy

³ This technological variety may be embodied in firms, sectors or countries. For example, in (Nelson and Winter, 1982), the set consists of firms that possess different capabilities, procedures, and decision rules.

will specialise in technologies typical for that cluster, instead of following a uniform growth path over all technologies within different clusters. This phenomenon of specialisation in a cluster is known as a lock-in.

For many environmental problems, the solution may require a technological transition away from a technological regime that is emission intensive or heavily rests upon the exploitation of specific natural resources, towards technological regimes that are less emission intensive or less dependent on resource exploitation. In this paper, we study policies that can unlock the economy from an emission or resource intensive technology cluster, and that set in motion a transition towards a cluster of environmentally more friendly technologies.

We develop an endogenous growth model based on the Romer (1986) AK model in which investments in the capital stock increase labor productivity. We extend the basic one-sector model, and describe two competing sectors, representing clusters of technologies that have strong internal spillover effects. The problem of lock-in is described as the existence of, and the ambiguity in the selection out of, multiple locally stable equilibria. A technological transition corresponds to the selection of a locally stable equilibrium different from the present one. This paper studies the mechanisms of, and policy initiatives necessary to set in motion, such a transition.^{4,5}

In the literature, there are two opposing streams considering history and expectations, respectively, as the factors that determine the selection of one specific equilibrium, out of a set of multiple locally stable equilibria (see Krugman, 1991). The first stream, which believes that the historical path of development is essential, is represented both in the mainstream economic literature (e.g. Ethier, 1982, Krugman, 1981, 1987) and in the evolutionary economics literature (Arthur, 1986). The second stream holds the view that the expected economic development is the key determinant of choice of equilibrium (e.g. Chen and Shimomura 1998). In this view, self-fulfilling prophecies play an important role, and accordingly, a major responsibility of the public

⁴ Tahvonen and Salo (2001) also describe an endogenous growth economy with a transition from non-fossil-fuel energy technologies to fossil-fuel energy technologies, and backwards. Different from our analysis, in their paper, the transition is set in motion by the different characteristics of both energy technologies, that is the increasing costs of the non-fossil-fuel technology, and the depletion of fossil fuels, respectively. In Tahvonen and Salo there is no ambiguity in the selection of the inter-temporal equilibrium.

⁵ The recent literature also suggests that niche markets can be essential for the locking out of an economy, securing a minimal market size for infant technologies (Cowan and Hulten, 1996, Islas, 1997). In this paper, we abstract from this phenomenon.

agency is to create convergent expectations as to the future direction of economic development. In our model, both history and expectations play a role.

As regards the interplay between present policies, history, and expectations, our paper fits in a broader literature on environmental policies and the selection of socially preferred equilibrium allocations out of a multiple set of possible equilibria. Recent papers such as Mäler (2000) and Kremer and Marcom (2000) study policies that would bring back an economic and environmental system locked in an inferior steady state to an environmentally superior steady state. Similar to these two papers, in our paper, we study the scope for government intervention that aims at the selection of an environmentally preferred dynamic equilibrium. In another way, abstracting from the environmental concerns, our analysis is also related to the endogenous growth literature that studies multiple balanced growth paths. Recent examples of endogenous growth models that contain multiple equilibria include Chen and Shimomura (1998) and Zhang (1998). In Chen and Shimomura (1998), only self-fulfilling expectations matter in selecting the equilibrium. There is no path dependency. Zhang (1998) asks for public intervention to ensure the economy selects the preferred equilibrium. In his model, like in ours, history and expectations play an important role.

The paper is organised as follows. In section 2 the set-up of our basic model, without an environmental externality, will be discussed. In section 3, we will analyse equilibrium path solutions of this basic model. In section 4, we study the consequences of an environmental constraint for economic growth and analyse the scope for environmental policies. Section 5 concludes.

2. Model set up

We consider a so-called AK model with endogenous growth in the tradition of the Romer (1986) model.⁶ Our model adds to the literature as we consider two sectors for production of the single man-made good, instead of one, studying the effects of the non-convexity in the production set on optimal investments, the selection of one sector for specialisation, and the possibility for a transition when environmental constraints lock the economy in an inferior steady state.

An infinitely-lived consumer maximizes intertemporal welfare, as given by

⁶ A good reading of the model can be found in Barro and Sala-i-Martin [1995, Ch. 4]

$$\max_w \int_0^{\infty} e^{-\rho t} U(C_t) dt, \quad (1)$$

where C_t is the consumption of a single consumer good in period t . We assume that the utility function $U(\cdot)$ has constant elasticity of intertemporal substitution $\gamma > 0$, so that the interest rate r evolves according to

$$r = \rho + \gamma \hat{C}, \quad (2)$$

where the hat denotes the relative growth rate, i.e. $\hat{C} = \dot{C} / C$.

The production side of the economy is described by two sectors. Each sector, $i=1,2$, represents a different cluster of technologies that is available for the production of the consumer good. Both technologies are characterized by a Cobb-Douglas production function:

$$Y_i = \eta_i K_i^\alpha (H_i L_i)^{1-\alpha}, \quad (3)$$

where η_i is a constant overall productivity coefficient, K_i is the capital stock, H_i is the human knowledge productivity factor, and L_i denotes the employed labor force. The capital stock depreciates with rate δ , while gross investments I_i are added to the stock:

$$\dot{K}_i = I_i - \delta K_i. \quad (4)$$

Capital has a spill over to labor productivity. Part of this spillover, ζ , is sector-specific, and the remainder is non-sector-specific:

$$H_i = \zeta K_i + (1-\zeta)(K_1 + K_2) = K_i + (1-\zeta)K_{-i}, \quad (5)$$

for $0 < \zeta < 1$, where we use subscript “ $-i$ ” when referring to the other sector. If in both sectors the capital stock increases by factor 2, then in both sectors labor productivity increases by the same factor (5), and in both sectors output increases by factor 2 (3). Thus, the overall production frontier of the economy has constant returns to scale in the capital stock as in the Romer (1986) growth model, thereby permitting a sustained growth path.

Consumption plus investments are constrained by gross production:

$$C + I_1 + I_2 = Y_1 + Y_2. \quad (6)$$

Finally, labor supply, \bar{L} , which is assumed to be constant and inelastic, matches labor demand:

$$L_1 + L_2 = \bar{L}. \quad (7)$$

Without loss of generality, we assume that labor units are chosen such that $\bar{L}=1$. We can thus describe the labor allocation by the variable $l_1=L_1$, which denotes the share of labor used in the first sector.

3. Optimal paths

The Hamiltonian for the welfare maximization program reads:

$$\begin{aligned} \mathbf{H} = & \chi U(C) - (C + I_1 + I_1 - Y_1 - Y_2) \\ & - p_1(Y_1 - \eta_1 K_1^\alpha (H_1 L_1)^{1-\alpha}) - p_2(Y_2 - \eta_2 K_2^\alpha (H_2 L_2)^{1-\alpha}) \\ & - \psi_1(\delta K_1 - I_1) - \psi_2(\delta K_2 - I_2) \\ & - \lambda_1(H_1 - K_1 - (1-\zeta)K_2) - \lambda_2(H_2 - K_2 - (1-\zeta)K_1) \\ & - w(L_1 + L_1 - \bar{L}) \\ & + \mu_1 I_1 + \mu_2 I_2 \end{aligned} \quad (8)$$

where we normalised prices for the consumer good, that is, we have a shadow price equal to unity for the commodity balance (6). The first order conditions are not altered by the normalisation, except for the shadow price dynamics ψ_i associated with the state variables. The dynamics for the shadow prices ψ for the stock K are now given by $\dot{\psi}_i = r\psi_i - \partial \mathbf{H} / \partial K_i$, with the real interest rate r replacing the pure time preference rate ρ that is applied in the common present value Hamiltonian. Furthermore, we notice that we add the Lagrangean terms $\mu_1 I_1$ and $\mu_2 I_2$ to account for the non-negative investments constraints, $I_i \geq 0$, which can be binding along an optimal path.

The first order conditions for Y_1 and Y_2 ($\mathbf{H}_{Y_i} = 0$) set the prices for both output goods equal to unity:

$$p_1 = p_2 = 1. \quad (9)$$

Labor is allocated so as to maximize its productivity, and its distribution over both sectors immediately adjusts to the current capital and human knowledge stock distribution. Labor productivity (the wage) is denoted by w . Now, for both sectors the wage should equal marginal labor productivity in the specific sector, w_i , given by:

$$w_i = (1-\alpha)\eta_i K_i^\alpha H_i^{1-\alpha} L_i^{-\alpha}, \quad (10)$$

for $i=1,2$, and along an optimal path, we have $w=w_1=w_2$. For given capital stock K_i and human knowledge H_i , the labor market equilibrium is found by setting $w_1 = w_2$, which gives:

$$l_1 = \frac{\eta_1^{1/\alpha} K_1 H_1^{(1-\alpha)/\alpha}}{\eta_1^{1/\alpha} K_1 H_1^{(1-\alpha)/\alpha} + \eta_2^{1/\alpha} K_2 H_2^{(1-\alpha)/\alpha}} = 1 / (1 + \frac{\eta_2^{1/\alpha} K_2 H_2^{(1-\alpha)/\alpha}}{\eta_1^{1/\alpha} K_1 H_1^{(1-\alpha)/\alpha}}). \quad (11)$$

The equation shows that a higher capital stock K_i , which in turn implies a higher human knowledge productivity factor H_i , increases the labor share l_i employed in sector i (keeping the capital stock in the other sector constant). We notice that the labor allocation is homogeneous of degree zero in K , since H_i is also linearly homogeneous in the vector K . That is, l_1 only depends on the relative shares of capital in both sectors. For convenience, we define the level of the capital stock in first sector as a share of the total capital stock,

$$k_1 \equiv K_1 / (K_1 + K_2). \quad (12)$$

Now, (11) can be written in reduced form as

$$l_1 = F(k_1; \alpha, \zeta, \eta_1, \eta_2), \quad (13)$$

for continuous $F(\cdot): (0,1) \rightarrow (0,1)$. Notice that $F(0;\cdot)=0$ and $F(1;\cdot)=1$; if all capital is allocated to the first sector, then all labor is allocated to the first sector as well, and if all capital is allocated to the second sector, then labor is allocated thereto as well.

After investments, there is no capital mobility between the two sectors. Capital formation follows from past and present investment decisions. First order conditions for investments I_i give the equality $\psi_i + \mu_i = 1$, which says that the capital stock prices ψ_i equals unity unless investments are zero: $\psi_i \leq 1$ with equality if $I_i > 0$. Using the complementarity sign, \perp , we write:

$$\psi_i \leq 1 \quad \perp \quad I_i \geq 0. \quad (14)$$

for $i = 1, 2$. In less technical terms, the inequality states that investments take place only when the aggregated and discounted future returns on capital, reflected in the price of capital, ψ_i ,

$$\psi_i(t) = \int_t^\infty e^{-\int_t^s r(\tau) + \delta d\tau} q_i(s) ds, \quad (15)$$

are sufficient to balance the costs of investments, i.e. $\psi_i=1$, where q_i is the immediate capital return for sector i . Equation (15) is a rewriting of the standard dynamic equation for the stock price dynamics, based on the derivative of the Hamiltonian for the capital stock K_i :

$$\dot{\psi}_i = r\psi_i - \partial \mathbf{H} / \partial K_i = (r + \delta)\psi_i - q_i. \quad (16)$$

The value of the immediate capital returns q_i is given by:

$$q_i = \alpha \eta_i K_i^{\alpha-1} (H_i L_i)^{1-\alpha} + \lambda_i + (1-\zeta)\lambda_{-i}. \quad (17)$$

After substitution of

$$\lambda_i = (1-\alpha)\eta_i K_i^\alpha H_i^{-\alpha} L_i^{1-\alpha}, \quad (18)$$

which follows from the first order condition for the labor productivity stock H_i , we arrive at

$$q_i = \alpha \eta_i K_i^{\alpha-1} (H_i L_i)^{1-\alpha} + (1-\alpha)\eta_i K_i^\alpha H_i^{-\alpha} L_i^{1-\alpha} + (1-\zeta)(1-\alpha)\eta_{-i} K_{-i}^\alpha H_{-i}^{-\alpha} L_{-i}^{1-\alpha}. \quad (19)$$

On the right hand side, we find the direct contribution of capital to production as in (3), the indirect contribution through the increase in human knowledge in the own sector, H_i , as represented in (5), and the indirect contribution through the increase in human knowledge in the other sector H_{-i} . Similar to the labor allocation l_1 , the returns on capital q_i are homogeneous of degree zero in the total capital stock; q_i is a function of the relative capital stock, which we can write in reduced form as

$$q_1 = G(k_1; \alpha, \zeta, \eta_1, \eta_2), \text{ and } q_2 = G(1-k_1; \alpha, \zeta, \eta_2, \eta_1), \quad (20)$$

for continuous $G_i(\cdot): (0,1) \rightarrow (0,\infty)$. For the capital stock share converging to zero, $k_1 \rightarrow 0$, we have:

$$G(0; \alpha, \zeta, \eta_1, \eta_2) = \alpha \eta_1^{1/\alpha} \eta_2^{(1-\alpha)/\alpha} (1-\zeta)^{(1-\alpha)/\alpha} + (1-\zeta)(1-\alpha)\eta_2. \quad (21)$$

And for $k_1 \rightarrow 1$, we have:

$$G(1; \alpha, \zeta, \eta_1, \eta_2) = \eta_1. \quad (22)$$

A graphical representation of the possible capital returns q_1 and q_2 as a function of k_1 is given in Figure 1.

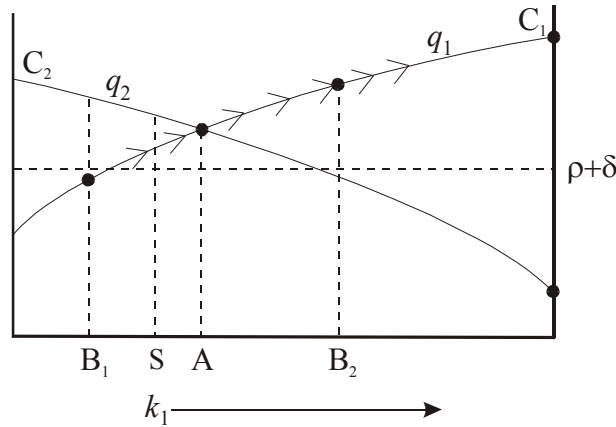


Figure 1. Returns on capital as a function of the capital share k_1

To ensure that a sustained growth path is feasible and optimal, we assume that for all possible initial values of k_1 , one of the two sectors has capital returns exceeding the capital depreciation rate δ plus the pure time preference ρ :

$$\min_{k_1}(\max\{G(k_1; \alpha, \zeta, \eta_1, \eta_2), G(1 - k_1; \alpha, \zeta, \eta_2, \eta_1)\}) > \rho + \delta \quad (23)$$

Under this assumption, there is always one sector for which capital returns can support sustained economic growth, and investments are always positive in at least one sector.

Investments will take place in the sector with the highest present and future returns, captured in the capital price ψ_i (15). The full dynamic analysis of investments is somewhat complicated, and as a starting point, we assume that the initial state of the economy is such that, at $t=0$, capital returns in the first sector are equal to capital returns in the second sector, $q_1(0) = q_2(0)$, for the optimal labor share l_1 given by (11). That is, the economy starts at point A in Figure 1. Furthermore, we assume that the economy selects the first sector to invest in, $I_1 > 0$, $I_2 = 0$, and we ask ourselves whether this selection is consistent with an optimal path. Capital in both sectors depreciates, but only in the first sector the depreciation is counterbalanced by investments, so that the capital stock and the human productivity factor of the first sector increase relative to the levels in the second sector, and consequently, the capital productivity in the first sector relative to the capital productivity in the second sector increases as well, $\partial / \partial t(q_1 / q_2) > 0$. Once the economy selects the first sector for investments, the returns to capital in the first sector increase relative to the returns to capital in the second sector, and the selection becomes self-enforcing. Investments in the second sector remain zero, and the economy fully specializes. A lock-in occurs. Figure 1 shows the selection of the first sector; the initial situation for $t=0$ is represented by point A, the

arrows towards C show the increase in the relative capital stock k_1 as the economy specialises. The economy converges to a steady state C with $k_1=1$, $l_1=1$, $r = \eta_1 - \delta$, $g = (\eta_1 - \delta)/\gamma$, $\psi_1=1$, and $\psi_2<1$, where g is the common growth rate for output, investments, and consumption.

In short, if $q_1(0)=q_2(0)$, then the choice to invest only in the first sector is consistent with the first order optimality conditions. Obviously, if the economy were initially, at period $t=0$, in another state to the right of A in Figure 1, with $q_1(0) > q_2(0)$, the same investments decisions could be rationalised and the economy would still converge to a full specialisation in the first sector.

However, though this may not be obvious, even if initial capital returns in the first sector are below capital returns in the first sector, $q_1(0) < q_2(0)$, a path can exist that satisfies the first order conditions for optimality and in which the economy selects the first sector for specialisation. More precisely, there is an interval of initial states $k_1 \in (B_1, B_2)$ such that for any initial state within this interval, there exists both a path with full specialization in the first and a path with full specialization in the second sector, both paths being consistent with the first order optimality conditions. Krugman (1991) refers to this interval as the ‘overlap’.⁷ This finding, of two different paths that select different steady states to which they converge, is a well-known phenomenon in the literature. An early analysis is by Skiba (1978), who analysed optimal investments under a convex-concave production function and who proved the existence of two stable steady states and one unstable steady state in-between. In our economy, we have a similar situation, as A represents an unstable steady state (balanced growth path), while C_1 and C_2 represent two stable steady states (balanced growth paths). The unstable balanced growth path A is straightforwardly constructed by taking the relative capital stocks for which $q=q_1(0)=q_2(0)$, and choosing investments as

$$I_i = ((q - \rho)/\gamma + (1 - 1/\gamma)\delta)K_i. \quad (24)$$

The resulting path has growth rate $g=(q-\rho-\delta)/\gamma > 0$ (23). For any initial capital state near the unstable steady state, Skiba showed two paths exist that satisfy the first order conditions, converging to either one of the two stable steady states. Moreover, he made clear that there is a unique initial state S (known as the Skiba point) near the unstable steady state A that marks the boundary between optimal paths converging to one and to the other stable steady state. Regarding the stability and optimality properties, the situation in our economy is not different. From a

⁷ There is no simple analytical formula that determines the levels of B_1 and B_2 .

welfare point of view, there is a level S for the relative capital stock k_1 to the right of which it is optimal to specialize in the first sector, and to the left of which it is optimal to specialize in the second sector. In the recent growth literature, Benhabib and Perli (1994), Chen and Shimomura (1998), and Ladrón-de-Guevara *et al.* (1999) discuss similar dynamic patterns in relation to the existence of multiple equilibrium paths.

Yet, in our economy, the precise analysis of dynamics is somewhat more complex as suggested above, since we have two state variables K_1 and K_2 , and two associated co-state variables ψ_1 and ψ_2 . To study in more detail the selection mechanisms in our economy, we will construct a phase diagram in state-co-state space. A complete phase diagram for $(K_1, K_2, \psi_1, \psi_2)$ would require an analysis in four dimensions. Fortunately, the analysis of the four-dimensional state-co-state space $(K_1, K_2, \psi_1, \psi_2)$ can be reduced to the two-dimensional state-co-state space (k_1, ϕ) , since, as we have seen above, the labor allocation and capital returns only depend on the relative capital share k_1 , and either one of the two capital prices ψ_1 and ψ_2 has value unity, so that

$$\phi \equiv (1 + \psi_1 - \psi_2)/2 \quad (25)$$

defines a one-to-one mapping of the feasible equilibrium values for $(\psi_1, \psi_2) \in [0, 1]^2$ on $\phi \in [0, 1]$. The following figure pictures the mapping.

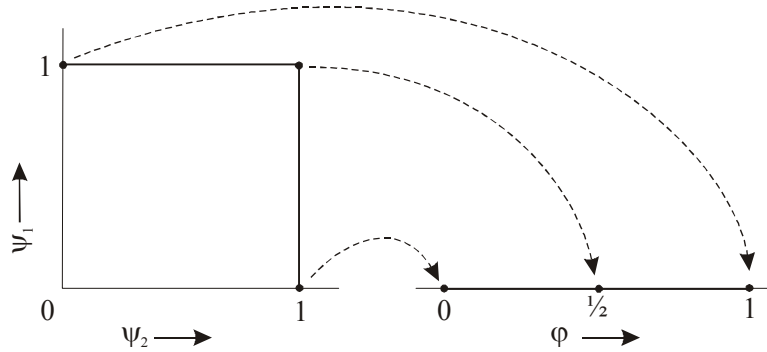


Figure 2. Mapping of $(\psi_1, \psi_2) \in [0, 1]^2$ on $\phi \in [0, 1]$ as in (25).

The value $\phi=0$ stands for the situation in which $\psi_1=0$ and $\psi_2=1$, only capital for the second sector has a positive value. If $0 < \phi < 1/2$, then $0 < \psi_1 < 1$ and $\psi_2=1$; the capital stock in the first sector has a positive value, but its value is so low that no investments take place, $I_1=0$ (14). The value $\phi=1/2$ stands for the situation in which $\psi_1=\psi_2=1$. It is possible that both sectors have positive investments levels $I_1 > 0$ and $I_2 > 0$. If $1/2 < \phi < 1$, then $\psi_1=1$ and $0 < \psi_2 < 1$; the capital stock in the second sector has a positive value, but its value is so low that no investments take place, $I_2=0$ (14).

Finally, $\varphi=1$ stands for the situation in which $\psi_1=1$ and $\psi_2=0$, only capital for the first sector has a positive value.

Now, we are in the position to study the dynamics in (k_1, φ) space (Figure 3). We follow the common procedure; we first consider the dynamics of k_1 , and then we consider the dynamics of φ in (k_1, φ) -space.

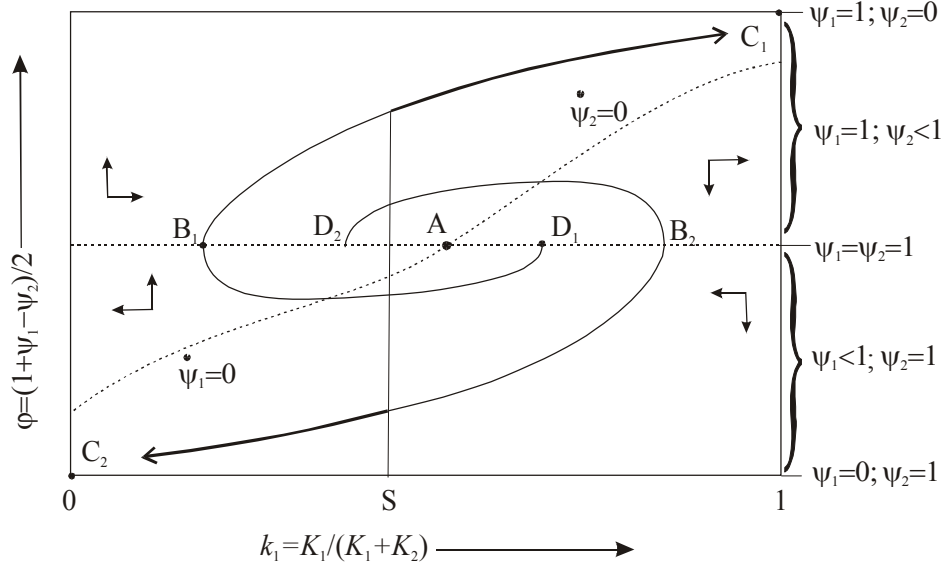


Figure 3. Phase diagram for the capital stock and capital prices

For $0 \leq \varphi < 1/2$, we have $0 \leq \psi_1 < 1$ and $\psi_2 = 1$, and in turn $I_1 = 0$ and $I_2 > 0$ (14). Since both capital stocks have the same depreciation rate δ , investments in the second sector ensure that the share of the second capital stock in the total capital stock will increase, $\dot{k}_1 < 0$. In analogy, for $1/2 < \varphi \leq 1$, we have $\psi_1 = 1$ and $0 \leq \psi_2 < 1$, and in turn $I_1 > 0$ and $I_2 = 0$ (14), and the share of the first capital stock in the total capital stock will increase, $\dot{k}_1 > 0$. Thus, below the line $\varphi = 1/2$, or $\psi_1 = \psi_2 = 1$, paths are directed to the left, and above the line, paths are directed to the right:

$$\psi_1 < 1; \psi_2 = 1 \Rightarrow \dot{k}_1 < 0, \text{ and } \psi_1 = 1; \psi_2 < 1 \Rightarrow \dot{k}_1 > 0. \quad (26)$$

The direction of movement for φ is determined by the relative returns on capital q_i when comparing both sectors (16). For $0 \leq \varphi < 1/2$, ($0 \leq \psi_1 < 1$, $\psi_2 = 1$) we can immediately deduce $\dot{\psi}_2 = 0$ and thereby, $\dot{\varphi} = 0$ is equivalent to $\dot{\psi}_1 = 0$. Substituting $\dot{\psi}_1 = 0$ and $\dot{\psi}_2 = 0$ in (16), we get

$$q_1 = (r + \delta)\psi_1, \text{ and} \quad (27)$$

$$q_2 = (r + \delta)\psi_2 = r + \delta, \quad (28)$$

which, in turn, gives

$$\dot{\phi} = 0 ; \phi \leq 1/2 \Leftrightarrow \psi_1 = q_1/q_2 ; \psi_2 = 1, \quad (29)$$

where we can rewrite the right-hand-side in terms of ϕ as follows: $\phi = (q_1/2q_2)$. Equivalently, we have

$$\dot{\phi} = 0 ; 1/2 \leq \phi \Leftrightarrow \psi_1 = 1 ; \psi_2 = q_2/q_1. \quad (30)$$

or in terms of ϕ : $\phi = 1 - (q_2/2q_1)$. Now, on the basis of the capital returns drawn in Figure 1, we can draw the line $\dot{\phi} = 0$ in Figure 3 as a function of the capital share in the first sector k_1 . The line runs from just above the left-lower corner upwards to the point A, where $q_1 = q_2$, $\psi_1 = \psi_2 = 1$, and $\phi = 1/2$, further upwards to just below the right upper corner.

The dynamics in state-co-state of paths satisfying the first order conditions are drawn in the figure. When a path satisfying the first order conditions crosses the line $\dot{\phi} = 0$, its motion is horizontal, and when it crosses the line $\phi = 1/2$, its motion is vertical. At first instance, it may seem that the phase diagram does not exclude paths that hit the right or left axis, $k_1 = 0$ or $k_1 = 1$, before moving to the corner. However, we can argue that such paths do not exist. If the economy fully specialises in, say, the second sector, and no investments take place in the first sector, then the capital stock level will decrease exponentially due to depreciation, but will remain positive. This rules out paths that touch the boundaries $k_1 = 0$ or $k_1 = 1$, before converging to the corner. Similarly, we can exclude paths that hit the lower and upper boundaries set by $\phi = 0$ and $\phi = 1$. Unless the capital stock in sector i is zero, its value will be strictly positive, and no path will hit the top or floor of the diagram. Accordingly, optimal paths in the lower part of the diagram (below $\dot{\phi} = 0$ and below $\phi = 1/2$), must converge to the left-lower corner or leave the area by crossing the line $\dot{\phi} = 0$. Similarly, optimal paths in the upper part of the diagram (above $\dot{\phi} = 0$ and above $\phi = 1/2$) must converge to the right-upper corner or leave the area by crossing the line $\dot{\phi} = 0$.⁸

To conclude this section, we comment on the policies required to ensure the decentralised economy selects an optimal path. If, within each sector, the firms are small, they will neglect the spillover effects of their investments on the productivity in other firms, and investments in the

⁸ We also notice that the phase diagram does not rule out spiral paths around the unstable steady state A. However, these paths are not relevant, since a cycling between the two sectors will cause welfare losses as it does not fully profit from the increasing returns to scale. The optimal path must select immediately one sector for specialisation.

competitive equilibrium will fall short of the social optimum. It is therefore necessary for the social planner to have instruments available such as subsidies that internalise the investment spillovers. Similar to the one-sector AK-model, in our economy, the social planner needs to ensure that the level of investments match their social optimum. In the model with two sectors, however, the social planner also needs to guide the economy with respect to the distribution of investments over both sectors, that is the social planner has to determine the direction of economic growth and it has to ensure that the individual firms select the proper sector (technology) to invest in.

For all initial states between B_1 and B_2 , there are two paths that satisfy the first order optimality conditions, one converging to C_1 , and the other converging to C_2 , respectively. For given initial state, the market is indeterminate as to the direction of economic growth. Yet the Skiba point S marks a unique state to the left of which it is optimal to select the second sector, and to the right of which it is optimal to select the first sector for specialisation. The social planner has to ensure that the economy selects the proper path for its development (Bold in Figure 3). As Krugman (1991) has pointed out, when an ambiguity persists for the path the economy will follow, the planner should create convergent expectations around aggregate investments in specific technologies. The social planner has to communicate that she will support the preferred investment path, and that, if necessary, she will take measures to lock out the other possible future investment path (similar to the policy in Kremer and Marcom 2000). Now we are ready to continue with the second step of our analysis, i.e. to introduce, next to the investment externality and the ‘choice of technology’ externality, a third, environmental, externality in our model.

4. Environmental constraints and a transition policy

Environmental concerns may arise if the economy has specialized in a sector (technology) that turns out to be polluting or relative resource intensive. We can think of the fossil fuel technologies that are associated with greenhouse gas emissions. So-called backstop technologies with zero emissions may provide an alternative for the energy supply, but these alternative technologies have lower immediate capital returns and will need substantial initial investments to become competitive. While a technology transition may be beneficial from an environmental point of view, in an economic sense, the past selection of the fossil-fuel technologies can be irreversible; the economy is locked in.

In our model, let us assume that the economy has specialized in the first sector and has reached the balanced growth path C_1 . Growth has continued for some time, but at some time, detrimental effects of resource use, necessary for the production in the first sector, become significant. We can think of resources becoming scarce, manifested through increasing resource extraction costs, or, alternatively, we can think of resource use causing pollution that decreases the amenity values of the environment. Furthermore, let us assume that the second sector provides an alternative for a ‘green’ growth path, in the sense that resource use will pose no significant limit to its expansion. Thus, if the economy succeeds in making a successful transition, the economy could continue on an undisturbed sustained growth path.

In the formal terms of our economy, let us assume that resource use is strictly linked to output of sector 1, $R=Y_1$,⁹ and in turn, that per period resource use adds negatively to the utility function, so that (1) becomes:

$$\max_w \int_0^{\infty} e^{-\rho t} U(C_t - \alpha R_t) dt, \quad (31)$$

where, for convenience, we assumed that the resource externality can linearly be expressed in consumer good units.

While the economy grows and maintains its selection of the first sector, the environmental externality will receive a (Pigouvian) shadow price, internalised through a tax τ levied on the output of the first sector. In the Hamiltonian (8), we replace utility $\chi U(C)$ by $\chi U(C - \alpha R)$, and we add the term $\tau(Y_1 - R)$, so that we have

$$\begin{aligned} \mathbf{H} = & \chi U(C - \alpha R) - (C + I_1 + I_2 - Y_1 - Y_2) \\ & - p_1(Y_1 - \eta_1 K_1^\alpha (H_1 L_1)^{1-\alpha}) - p_2(Y_2 - \eta_2 K_2^\alpha (H_2 L_2)^{1-\alpha}) \\ & - \psi_1(\delta K_1 - I_1) - \psi_2(\delta K_2 - I_2) \\ & - \lambda_1(H_1 - K_1 - (1 - \zeta)K_2) - \lambda_2(H_2 - K_2 - (1 - \zeta)K_1) \\ & - w(L_1 + L_2 - \bar{L}) \\ & + \mu_1 I_1 + \mu_2 I_2 \\ & - \tau(Y_1 - R) \end{aligned} \quad (32)$$

⁹ In fact we assume that the production function in sector 1 has a Leontief specification with respect to resource use.

It follows immediately from the first order conditions for R and C that $\tau = v\chi U'(\cdot) = v$. Taking the first order conditions for Y_1 , we find that the net output price for goods produced in the first sector is reduced by factor $(1-\tau)$. In turn, labor productivity and capital returns in the first sector decrease and net capital investments decrease.

The question addressed in this section is: which policy is required to set in motion the transition towards the ‘clean’ sector (technology). We take as a starting point the situation where the environmental externality is fully internalised; the environment has received its price.

We can distinguish three possibilities. First, immediate capital returns in the second sector exceed immediate capital returns in the first sector and a transition begins without the need for any further policy (Figure 4). Second, it is possible that the immediate capital returns in the first sector decrease, but still exceed the capital returns in the second sector. Nonetheless, a transition becomes attainable (Figure 5), but it needs additional policy measures to be set in motion. The third possibility is that, though the capital productivity in the second sector improves relative to the capital productivity in the first sector, this does not warrant a transition. We now elaborate on the first two cases.

Given output taxes τ for the first sector, returns to labor decrease by factor $(1-\tau)$ and the labor distribution (11) changes into:

$$l_1 = 1 / (1 + \frac{\eta_2^{1/\alpha} K_2 H_2^{(1-\alpha)/\alpha}}{(1-\tau)\eta_1^{1/\alpha} K_1 H_1^{(1-\alpha)/\alpha}}). \quad (33)$$

Similarly, the capital returns for the capital stock in the first sector q_1 decrease by factor $(1-\tau)$ inasmuch as the direct and indirect contribution to the output of the first sector is concerned (19):

$$q_i = (1-\tau)\alpha\eta_i K_i^{\alpha-1} (H_i L_i)^{1-\alpha} + ((1-\tau)1-\alpha)\eta_i K_i^\alpha H_i^{-\alpha} L_i^{1-\alpha} + (1-\zeta)(1-\alpha)\eta_{-i} K_{-i}^\alpha H_{-i}^{-\alpha} L_{-i}^{1-\alpha}. \quad (34)$$

We notice that since the Pigouvian tax decreases capital returns in the first sector, which is dominant, it also decreases the growth rate of the economy. In reduced form, we may write

$$q_1 = \tilde{G}(k_1; \alpha, \zeta, \eta_1, \eta_2, \tau, 0), \text{ and } q_2 = \tilde{G}(1-k_1; \alpha, \zeta, \eta_2, \eta_1, 0, \tau), \quad (35)$$

where, we added tax parameters for both sectors to the function $G(\cdot)$. Under full specialization, $k_1=1$, the capital returns become

$$q_1 = \tilde{G}(1; \alpha, \zeta, \eta_1, \eta_2, \tau, 0) = (1-\tau)\eta_1, \text{ and} \quad (36)$$

$$q_2 = G(0; \alpha, \zeta, \eta_2, \eta_1, 0, \tau) = \alpha\eta_2^{1/\alpha}\eta_1^{(1-\alpha)/\alpha}(1-\zeta)^{(1-\alpha)/\alpha} + (1-\tau)(1-\zeta)(1-\alpha)\eta_1. \quad (37)$$

While the output tax for the first sector decreases the returns on labor and capital within this sector, it relatively raises the returns on labor and capital in the second sector. When the Pigouvian tax increases from zero to a positive value, the unstable steady state A in Figure 1 for which $q_1 = q_2$, the Skiba point S, and the transition points B₁ and B₂ shift to the right. If taxes are such that the immediate capital returns in the first sector drop below the immediate returns in the second sector, $q_1 < q_2$, it becomes optimal for every single firm to shift investments to the second sector, and the transition takes off. (Figure 4). In this case, it suffices for the social planner to give the environment its price, since the Pigouvian tax ensures that the optimal path, which defines a transition, is the only path consistent with first the order conditions.

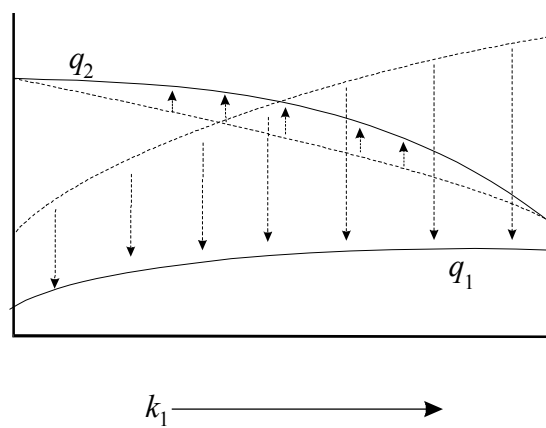


Figure 4. Capital returns lowered by a resource tax τ ; induced transition

In the second case, the Pigouvian tax is insufficient to raise the returns to capital in the second sector above the returns in the first sector (Figure 5), given the historic full specialization in the first sector. Yet, a transition towards the second sector may be optimal when taking into account future capital returns. Under these circumstances, the social planner has to lock out the economy and to guide it to ensure that it selects the second sector for investments, as for the individual firm, continued investments in the first sector is still a consistent strategy. The transition is also consistent with the first order conditions, but its initiation requires that the individual agents believe it will take place. Public intervention is required to initiate the transition, for example by eliminating the current balanced growth path, as in Kremer and Marcom (2000). An effective policy would be if the planner announces a future environmental levy above the Pigouvian level

in case the transition does not take place. The announcement will force all individual firms to move their investments to the second sector, forming a coherent strategy. Notably, the threat of increased environmental levies need not be implemented, as the mere announcement suffices to enforce the transition to be set in motion. Finally, it should be noted that in this case a pure environmental policy, which fully internalises the environmental externality, does not suffice to reach the welfare optimum. In fact we are back in the basic model where next to an internalization of the investment externality the government has to guide the economy to select the optimal technology.

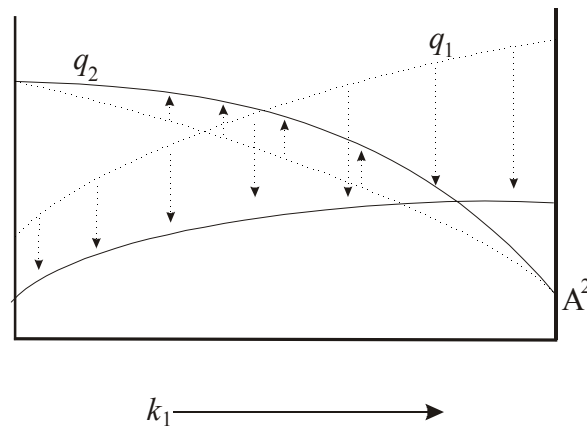


Figure 5. Capital returns lowered by a resource tax τ ; no induced transition

For small environmental externalities, we end up in the third case, in which the resource externality is insufficient to justify a transition towards the alternative technology. The net present value of the transition costs exceeds the net present value of environmental damages, and there is no need for the government to guide the economy starting a transition. Still the intervention of the government is needed to internalize the capital spill-overs as well as the environmental externalities as such.

5. Conclusion

In this paper we have constructed a model that combines elements of endogenous growth theory with the concept of lock-in that has its roots in the evolutionary economics literature. We described an endogenous growth model with two sectors (technologies) that both have strong internal spillovers. In this economy, there exist multiple growth paths satisfying the first order conditions. More specifically, the economy can choose to specialize in either one of the two

sectors. Current investments determine the relative growth of both sectors, and thereby the selection of the growth path, and in turn, current investments are determined by the immediate and expected capital returns in both sectors. Since future capital returns are positively related to present investments, there is a positive feedback, and the selection of one or another sector (technology) for investments is ambiguous, but once the selection is made, it is self-enhancing.

Both history and expectations play a role in the selection of equilibrium. In case immediate capital productivity does not differ too much between the two sectors, the economy can specialize in either of the sectors. It is well possible that the economy specializes in the sector that has the lowest immediate capital returns. To ensure the selection of the socially optimal path, the social planner has to create coherent expectations about the direction of economic growth, as already pointed out by Krugman (1991).

If the economy has specialized in a sector heavily resting on resource use, or causing environmental pollution, this may constrain future growth in case of a limited resource supply or a limited pollution absorption capacity. If immediate capital returns do not differ too much between the ‘clean’ and ‘dirty’ sector, the announcement of environmental policies supporting a transition to the ‘clean’ sector suffices to set in motion the transition, without the need for actual environmental regulations to take place. In case of a substantial advantage of the ‘dirty’ sector, in terms of immediate capital returns, a transition may need the support of environmental levies or subsidies. In all cases there is a role for the government as to ensure the internalization of the investment spill-overs as well as of the environmental externalities.

The implication of our analysis for environmental policy is twofold. First, it makes clear that the impact of environmental levies and subsidies on economic production is not restricted to marginal changes in production inputs and outputs. Environmental regulations may bring about the development of specific technologies that cause a substantial shift in the production input-output matrix. Second, the analysis stresses the importance of a clear and reliable policy regarding the future direction of economic growth. The government can guide technology dynamics by demonstrating that continued pollution would be responded to by stringent environmental policies. The certainty of a ‘green’ future stimulates individuals to search for technological innovation in this direction, thereby reducing the need for actual stringent environmental regulations. When applied to the issue of climate change, it follows that a clear policy statement on aimed future emission reductions will lessen the need for high-level carbon dioxide taxes needed to bring these reductions about.

Acknowledgement

The authors want to thank Sjak Smulders for his useful comments on an earlier version of this paper, especially for contributing to Figure 3. Also Cees Withagen is acknowledged for his useful remarks. The authors acknowledge financial support by the Netherlands Organisation for Scientific Research (NWO) under contract number 05.39.101 and 016.005.040.

References

- Aghion P. and P. Howitt, 1998, Endogenous growth theory (MIT Press, Cambridge, Massachusetts).
- Arthur, W.B. 1989, Competing Technologies, Increasing Returns, and Lock-in by Historical Events., *The Economic Journal* 99, 116-131.
- Askenazy, P. and C. Le Van. 1999, A Model of Optimal Growth Strategy, *Journal of Economic Theory* 85, 24-51.
- Atkinson, A.B. and J.E. Stiglitz. 1969, A New View of Technological Change, *The Economic Journal* 79, 573-578.
- Barro R.J. and X. Sala-i-Martin, 1995, *Economic growth*, MIT Press, Cambridge, Massachusetts.
- Benhabib J. and R. Perli, 1994, Uniqueness and indeterminacy: on the dynamics of endogenous growth, *Journal of Economic Theory* 63, 113-142.
- Bovenberg A.L. and S.A. Smulders, 1995, Environmental quality and pollution-augmenting technological change in a two-sector endogenous growth model, *Journal of Public Economics* 57, 369-391.
- Chakravorty U., J. Roumasset, and K. Tse, 1997, Endogenous substitution among energy resources and global warming, *Journal of Political Economy* 105, 1201-1234.
- Chen, B.L. and K. Shimomura. 1998, Self-fulfilling Expectations and Economic Growth: a model of technology adoption and industrialization, *International Economic Review* 39, 151-170.
- Ciccone, A. and K. Matsuyama. 1999, Efficiency and Equilibrium with Dynamic Increasing Aggregate Returns Due to Demand Complementarities, *Econometrica* 67, 499-525.
- Cowan, R. and S. Hulten. 1996, Escaping Lock-In: The Case of the Electric Vehicle, *Technological Forecasting and Social Change* 53, 61-79.
- Dosi G., 1982, Technological Paradigms and Technological Trajectories, *Research Policy* 11, 147-162.
- Ethier, W., 1982, Decreasing Costs in International Trade and Frank Graham' Argument for Protection, *Econometrica*, 50, 1243 – 1268.
- Freeman, C. 1994, The Economics of Technical Change, *Cambridge Journal of Economics* 18, 463-514.
- Greiner A. and W. Semmler, 1996, Multiple steady states, indeterminacy, and cycles in a basic model of endogenous growth, *Journal of Economics* 63, 79-99.

- Hofkes M.W., 1996, Modelling sustainable development: an economy-ecology integrated model, *Economic Modelling* 13, 333-353.
- Islas,J. 1997, Getting round the lock-in in electricity generating systems: the example of the gas turbine, *Research Policy* 26, 49-66.
- Jones L.E. and R.E. Manuelli, 1997, Endogenous growth theory: An introduction, *Journal of Economic Dynamics and Control* 21, 1-22.
- Kaldor, N., 1961, Capital Accumulation and Economic Growth, in: Lutz & Hague (eds.), *The Theory of Capital*, St. Martin's Press New York, 177 – 222.
- Kremer,M. and C.Morcom. 2000, Elephants, *American Economic Review* 90, 212-234.
- Krugman, P., 1981, Trade, Accumulation and Uneven Development, *Journal of Development Economics*, 8, 149 – 161.
- Krugman, P., 1987, The Narrow Moving Band, the Dutch Disease, and the Competitive Consequences of Mrs. Thatcher: Notes on Trade in the Presence of Dynamic Economies of Scale, *Journal of Development Economics*, 27, 41 – 55.
- Krugman,P., 1991, History versus Expectations, *Quarterly Journal of Economics* 106, 651-667.
- Ladrón-de-Guevara,A., S.Ortigueira, and M.S.Santos. 1999, A Two-Sector Model of Endogenous Growth with Leisure, *Review of Economic Studies* 66, 609-631.
- Mäler,K.-G., 2000, Development, Ecological Resources and Their Management: a study of complex dynamic systems, *European Economic Review* 44, 645-665.
- Nelson, R.R. and Winter, S.: *An Evolutionary Theory of Economic Change*. Harvard University Press, Cambridge, MA, 1982.
- Rebelo,S. 1991, Long-Run Policy Analysis and Long-Run Growth, *Journal of Political Economy* 99, 500-521.
- Romer,P.M. 1990, Endogenous Technological Change, *Journal of Political Economy* 98, S71-S102.
- Romer P., 1986, Increasing returns and long-run growth, *Journal of Political Economy*, 94, 1002-1037.
- Skiba A.K., 1978, Optimal growth with a convex-concave production function, *Econometrica* **46**: 527-539.
- Smulders S.A., 1995, Entropy, environment, and endogenous economic growth, *International tax and public finance* 2, 319-340.
- Solow,R.M. 1956, A Contribution to the Theory of Economic Growth, *Quarterly Journal of Economics* 70, 65-94.

- Street,P. and I.Miles, 1996, Transition to Alternative Energy Supply Technologies: the case of windpower, *Energy Policy* 24, 413-425.
- Swan, T.W., 1956, Economic growth and capital accumulation, *Economic Record*, 32: 334-361.
- Tahvonen O. and S.Salo, 2001. Economic growth and transitions between renewable and nonrenewable energy resources, *European Economic Review* **45**: 1379-1398.
- Unruh,G.C. 2000, Understanding carbon lock-in, *Energy Policy* 28, 817-830.
- Wright,G. 1997, Towards a more Historical Approach to Technological Change, *The Economic Journal* 107, 1560-1566.
- Zhang,J. 1998, Global Behaviour of a System with Imperfect Private-Public Substitutability, *Journal of Public Economics* 67, 437-454.
- Zhang,J. 2000, Public Services, Increasing Returns, and Equilibrium Dynamics, *Journal of Economic Dynamics and Control* 24, 227-246.

NOTE DI LAVORO DELLA FONDAZIONE ENI ENRICO MATTEI

Fondazione Eni Enrico Mattei Working Papers Series

Our working papers are available on the Internet at the following addresses:

Server WWW: WWW.FEEM.IT

Anonymous FTP: FTP.FEEM.IT

To order any of these papers, please fill out the form at the end of the list.

SUST	1.2001	Inge MAYERES and Stef PROOST: <u>Should Diesel Cars in Europe be Discouraged?</u>
SUST	2.2001	Paola DORIA and Davide PETTENELLA: <u>The Decision Making Process in Defining and Protecting Critical Natural Capital</u>
CLIM	3.2001	Alberto PENCH: <u>Green Tax Reforms in a Computable General Equilibrium Model for Italy</u>
CLIM	4.2001	Maurizio BUSSOLO and Dino PINELLI: <u>Green Taxes: Environment, Employment and Growth</u>
CLIM	5.2001	Marco STAMPINI: <u>Tax Reforms and Environmental Policies for Italy</u>
ETA	6.2001	Walid OUESLATI: <u>Environmental Fiscal Policy in an Endogenous Growth Model with Human Capital</u>
CLIM	7.2001	Umberto CIORBA, Alessandro LANZA and Francesco PAULI: <u>Kyoto Commitment and Emission Trading: a European Union Perspective</u>
MGMT	8.2001	Brian SLACK (xlv): <u>Globalisation in Maritime Transportation: Competition, uncertainty and implications for port development strategy</u>
VOL	9.2001	Giulia PESARO: <u>Environmental Voluntary Agreements: A New Model of Co-operation Between Public and Economic Actors</u>
VOL	10.2001	Cathrine HAGEM: <u>Climate Policy, Asymmetric Information and Firm Survival</u>
ETA	11.2001	Sergio CURRARINI and Marco MARINI: <u>A Sequential Approach to the Characteristic Function and the Core in Games with Externalities</u>
ETA	12.2001	Gaetano BLOISE, Sergio CURRARINI and Nicholas KIKIDIS: <u>Inflation and Welfare in an OLG Economy with a Privately Provided Public Good</u>
KNOW	13.2001	Paolo SURICO: <u>Globalisation and Trade: A "New Economic Geography" Perspective</u>
ETA	14.2001	Valentina BOSETTI and Vincenzina MESSINA: <u>Quasi Option Value and Irreversible Choices</u>
CLIM	15.2001	Guy ENGELN (xlii): <u>Desertification and Land Degradation in Mediterranean Areas: from Science to Integrated Policy Making</u>
SUST	16.2001	Julie Catherine SORS: <u>Measuring Progress Towards Sustainable Development in Venice: A Comparative Assessment of Methods and Approaches</u>
SUST	17.2001	Julie Catherine SORS: <u>Public Participation in Local Agenda 21: A Review of Traditional and Innovative Tools</u>
CLIM	18.2001	Johan ALBRECHT and Niko GOBBIN: <u>Schumpeter and the Rise of Modern Environmentalism</u>
VOL	19.2001	Rinaldo BRAU, Carlo CARRARO and Giulio GOLFETTO (xliii): <u>Participation Incentives and the Design of Voluntary Agreements</u>
ETA	20.2001	Paola ROTA: <u>Dynamic Labour Demand with Lumpy and Kinked Adjustment Costs</u>
ETA	21.2001	Paola ROTA: <u>Empirical Representation of Firms' Employment Decisions by an (S_s) Rule</u>
ETA	22.2001	Paola ROTA: <u>What Do We Gain by Being Discrete? An Introduction to the Econometrics of Discrete Decision Processes</u>
PRIV	23.2001	Stefano BOSI, Guillaume GIRMANS and Michel GUILLARD: <u>Optimal Privatisation Design and Financial Markets</u>
KNOW	24.2001	Giorgio BRUNELLO, Claudio LUPI, Patrizia ORDINE, and Maria Luisa PARISI: <u>Beyond National Institutions: Labour Taxes and Regional Unemployment in Italy</u>
ETA	25.2001	Klaus CONRAD: <u>Locational Competition under Environmental Regulation when Input Prices and Productivity Differ</u>
PRIV	26.2001	Bernardo BORTOLOTTI, Juliet D'SOUZA, Marcella FANTINI and William L. MEGGINSON: <u>Sources of Performance Improvement in Privatised Firms: A Clinical Study of the Global Telecommunications Industry</u>
CLIM	27.2001	Frédéric BROCHIER and Emiliano RAMIERI: <u>Climate Change Impacts on the Mediterranean Coastal Zones</u>
ETA	28.2001	Nunzio CAPPUCCIO and Michele MORETTO: <u>Comments on the Investment-Uncertainty Relationship in a Real Option Model</u>
KNOW	29.2001	Giorgio BRUNELLO: <u>Absolute Risk Aversion and the Returns to Education</u>
CLIM	30.2001	ZhongXiang ZHANG: <u>Meeting the Kyoto Targets: The Importance of Developing Country Participation</u>
ETA	31.2001	Jonathan D. KAPLAN, Richard E. HOWITT and Y. Hossein FARZIN: <u>An Information-Theoretical Analysis of Budget-Constrained Nonpoint Source Pollution Control</u>
MGMT	32.2001	Roberta SALOMONE and Giulia GALLUCCIO: <u>Environmental Issues and Financial Reporting Trends</u>

Coalition Theory Network	33.2001	<i>Shlomo WEBER and Hans WIESMETH: <u>From Autarky to Free Trade: The Impact on Environment</u></i>
ETA	34.2001	<i>Margarita GENIUS and Elisabetta STRAZZERA: <u>Model Selection and Tests for Non Nested Contingent Valuation Models: An Assessment of Methods</u></i>
NRM	35.2001	<i>Carlo GIUPPONI: <u>The Substitution of Hazardous Molecules in Production Processes: The Atrazine Case Study in Italian Agriculture</u></i>
KNOW	36.2001	<i>Raffaele PACI and Francesco PIGLIARU: <u>Technological Diffusion, Spatial Spillovers and Regional Convergence in Europe</u></i>
PRIV	37.2001	<i>Bernardo BORTOLOTTI: <u>Privatisation, Large Shareholders, and Sequential Auctions of Shares</u></i>
CLIM	38.2001	<i>Barbara BUCHNER: <u>What Really Happened in The Hague? Report on the COP6, Part I, 13-25 November 2000, The Hague, The Netherlands</u></i>
PRIV	39.2001	<i>Giacomo CALZOLARI and Carlo SCARPA: <u>Regulation at Home, Competition Abroad: A Theoretical Framework</u></i>
KNOW	40.2001	<i>Giorgio BRUNELLO: <u>On the Complementarity between Education and Training in Europe</u></i>
Coalition Theory Network	41.2001	<i>Alain DESDOIGTS and Fabien MOIZEAU (xlv): <u>Multiple Politico-Economic Regimes, Inequality and Growth</u></i>
Coalition Theory Network	42.2001	<i>Parkash CHANDER and Henry TULKENS (xlv): <u>Limits to Climate Change</u></i>
Coalition Theory Network	43.2001	<i>Michael FINUS and Bianca RUNDSHAGEN (xlv): <u>Endogenous Coalition Formation in Global Pollution Control</u></i>
Coalition Theory Network	44.2001	<i>Wietze LISE, Richard S.J. TOL and Bob van der ZWAAN (xlv): <u>Negotiating Climate Change as a Social Situation</u></i>
NRM	45.2001	<i>Mohamad R. KHAWLIE (xlvii): <u>The Impacts of Climate Change on Water Resources of Lebanon-Eastern Mediterranean</u></i>
NRM	46.2001	<i>Mutasem EL-FADEL and E. BOU-ZEID (xlvii): <u>Climate Change and Water Resources in the Middle East: Vulnerability, Socio-Economic Impacts and Adaptation</u></i>
NRM	47.2001	<i>Eva IGLESIAS, Alberto GARRIDO and Almudena GOMEZ (xlvii): <u>An Economic Drought Management Index to Evaluate Water Institutions' Performance Under Uncertainty and Climate Change</u></i>
CLIM	48.2001	<i>Wietze LISE and Richard S.J. TOL (xlvii): <u>Impact of Climate on Tourist Demand</u></i>
CLIM	49.2001	<i>Francesco BOSELLO, Barbara BUCHNER, Carlo CARRARO and Davide RAGGI: <u>Can Equity Enhance Efficiency? Lessons from the Kyoto Protocol</u></i>
SUST	50.2001	<i>Roberto ROSON (xlviii): <u>Carbon Leakage in a Small Open Economy with Capital Mobility</u></i>
SUST	51.2001	<i>Edwin WOERDMAN (xlviii): <u>Developing a European Carbon Trading Market: Will Permit Allocation Distort Competition and Lead to State Aid?</u></i>
SUST	52.2001	<i>Richard N. COOPER (xlviii): <u>The Kyoto Protocol: A Flawed Concept</u></i>
SUST	53.2001	<i>Kari KANGAS (xlviii): <u>Trade Liberalisation, Changing Forest Management and Roundwood Trade in Europe</u></i>
SUST	54.2001	<i>Xueqin ZHU and Ekko VAN IERLAND (xlviii): <u>Effects of the Enlargement of EU on Trade and the Environment</u></i>
SUST	55.2001	<i>M. Ozgur KAYALICA and Sajal LAHIRI (xlviii): <u>Strategic Environmental Policies in the Presence of Foreign Direct Investment</u></i>
SUST	56.2001	<i>Savas ALPAY (xlviii): <u>Can Environmental Regulations be Compatible with Higher International Competitiveness? Some New Theoretical Insights</u></i>
SUST	57.2001	<i>Roldan MURADIAN, Martin O'CONNOR, Joan MARTINEZ-ALER (xlviii): <u>Embodied Pollution in Trade: Estimating the "Environmental Load Displacement" of Industrialised Countries</u></i>
SUST	58.2001	<i>Matthew R. AUER and Rafael REUVENY (xlviii): <u>Foreign Aid and Direct Investment: Key Players in the Environmental Restoration of Central and Eastern Europe</u></i>
SUST	59.2001	<i>Onno J. KUIK and Frans H. OOSTERHUIS (xlviii): <u>Lessons from the Southern Enlargement of the EU for the Environmental Dimensions of Eastern Enlargement, in particular for Poland</u></i>
ETA	60.2001	<i>Carlo CARRARO, Alessandra POME and Domenico SINISCALCO (xlix): <u>Science vs. Profit in Research: Lessons from the Human Genome Project</u></i>
CLIM	61.2001	<i>Efrem CASTELNUOVO, Michele MORETTO and Sergio VERGALLI: <u>Global Warming, Uncertainty and Endogenous Technical Change: Implications for Kyoto</u></i>
PRIV	62.2001	<i>Gian Luigi ALBANO, Fabrizio GERMANO and Stefano LOVO: <u>On Some Collusive and Signaling Equilibria in Ascending Auctions for Multiple Objects</u></i>
CLIM	63.2001	<i>Elbert DIJKGRAAF and Herman R.J. VOLLEBERGH: <u>A Note on Testing for Environmental Kuznets Curves with Panel Data</u></i>

CLIM	64.2001	Paolo BUONANNO, Carlo CARRARO and Marzio GALEOTTI: <u>Endogenous Induced Technical Change and the Costs of Kyoto</u>
CLIM	65.2001	Guido CAZZAVILLAN and Ignazio MUSU (I): <u>Transitional Dynamics and Uniqueness of the Balanced-Growth Path in a Simple Model of Endogenous Growth with an Environmental Asset</u>
CLIM	66.2001	Giovanni BAIOCCHI and Salvatore DI FALCO (I): <u>Investigating the Shape of the EKC: A Nonparametric Approach</u>
CLIM	67.2001	Marzio GALEOTTI, Alessandro LANZA and Francesco PAULI (I): <u>Desperately Seeking (Environmental) Kuznets: A New Look at the Evidence</u>
CLIM	68.2001	Alexey VIKHLYAEV (xlviii): <u>The Use of Trade Measures for Environmental Purposes – Globally and in the EU Context</u>
NRM	69.2001	Gary D. LIBECAP and Zeynep K. HANSEN (li): <u>U.S. Land Policy, Property Rights, and the Dust Bowl of the 1930s</u>
NRM	70.2001	Lee J. ALSTON, Gary D. LIBECAP and Bernardo MUELLER (li): <u>Land Reform Policies, The Sources of Violent Conflict and Implications for Deforestation in the Brazilian Amazon</u>
CLIM	71.2001	Claudia KEMFERT: <u>Economy-Energy-Climate Interaction – The Model WIAGEM -</u>
SUST	72.2001	Paulo A.L.D. NUNES and Yohanes E. RIYANTO: <u>Policy Instruments for Creating Markets for Biodiversity: Certification and Ecolabeling</u>
SUST	73.2001	Paulo A.L.D. NUNES and Erik SCHOKKAERT (lii): <u>Warm Glow and Embedding in Contingent Valuation</u>
SUST	74.2001	Paulo A.L.D. NUNES, Jeroen C.J.M. van den BERGH and Peter NIJKAMP (lii): <u>Ecological-Economic Analysis and Valuation of Biodiversity</u>
VOL	75.2001	Johan EYCKMANS and Henry TULKENS (li): <u>Simulating Coalitionally Stable Burden Sharing Agreements for the Climate Change Problem</u>
PRIV	76.2001	Axel GAUTIER and Florian HEIDER: <u>What Do Internal Capital Markets Do? Redistribution vs. Incentives</u>
PRIV	77.2001	Bernardo BORTOLOTTI, Marcella FANTINI and Domenico SINISCALCO: <u>Privatisation around the World: New Evidence from Panel Data</u>
ETA	78.2001	Toke S. AIDT and Jayasri DUTTA (li): <u>Transitional Politics. Emerging Incentive-based Instruments in Environmental Regulation</u>
ETA	79.2001	Alberto PETRUCCI: <u>Consumption Taxation and Endogenous Growth in a Model with New Generations</u>
ETA	80.2001	Pierre LASSERRE and Antoine SOUBEYRAN (li): <u>A Ricardian Model of the Tragedy of the Commons</u>
ETA	81.2001	Pierre COURTOIS, Jean Christophe PÉREAU and Tarik TAZDAÏT: <u>An Evolutionary Approach to the Climate Change Negotiation Game</u>
NRM	82.2001	Christophe BONTEMPS, Stéphane COUTURE and Pascal FAVARD: <u>Is the Irrigation Water Demand Really Convex?</u>
NRM	83.2001	Unai PASCUAL and Edward BARBIER: <u>A Model of Optimal Labour and Soil Use with Shifting Cultivation</u>
CLIM	84.2001	Jesper JENSEN and Martin Hvidt THELLE: <u>What are the Gains from a Multi-Gas Strategy?</u>
CLIM	85.2001	Maurizio MICHELINI (liii): IPCC “Summary for Policymakers” in TAR. Do its results give a scientific support always adequate to the urgencies of Kyoto negotiations?
CLIM	86.2001	Claudia KEMFERT (liii): <u>Economic Impact Assessment of Alternative Climate Policy Strategies</u>
CLIM	87.2001	Cesare DOSI and Michele MORETTO: <u>Global Warming and Financial Umbrellas</u>
ETA	88.2001	Elena BONTEMPI, Alessandra DEL BOCA, Alessandra FRANZOSI, Marzio GALEOTTI and Paola ROTA: <u>Capital Heterogeneity: Does it Matter? Fundamental Q and Investment on a Panel of Italian Firms</u>
ETA	89.2001	Efrem CASTELNUOVO and Paolo SURICO: <u>Model Uncertainty, Optimal Monetary Policy and the Preferences of the Fed</u>
CLIM	90.2001	Umberto CIORBA, Alessandro LANZA and Francesco PAULI: <u>Kyoto Protocol and Emission Trading: Does the US Make a Difference?</u>
CLIM	91.2001	ZhongXiang ZHANG and Lucas ASSUNCAO: <u>Domestic Climate Policies and the WTO</u>
SUST	92.2001	Anna ALBERINI, Alan KRUPNICK, Maureen CROPPER, Nathalie SIMON and Joseph COOK (lii): <u>The Willingness to Pay for Mortality Risk Reductions: A Comparison of the United States and Canada</u>
SUST	93.2001	Riccardo SCARPA, Guy D. GARROD and Kenneth G. WILLIS (lii): <u>Valuing Local Public Goods with Advanced Stated Preference Models: Traffic Calming Schemes in Northern England</u>
CLIM	94.2001	Ming CHEN and Larry KARP: <u>Environmental Indices for the Chinese Grain Sector</u>
CLIM	95.2001	Larry KARP and Jiangfeng ZHANG: <u>Controlling a Stock Pollutant with Endogenous Investment and Asymmetric Information</u>
ETA	96.2001	Michele MORETTO and Gianpaolo ROSSINI: <u>On the Opportunity Cost of Nontradable Stock Options</u>
SUST	97.2001	Elisabetta STRAZZERA, Margarita GENIUS, Riccardo SCARPA and George HUTCHINSON: <u>The Effect of Protest Votes on the Estimates of Willingness to Pay for Use Values of Recreational Sites</u>
NRM	98.2001	Frédéric BROCHIER, Carlo GIUPPONI and Alberto LONGO: <u>Integrated Coastal Zone Management in the Venice Area – Perspectives of Development for the Rural Island of Sant’Erasmo</u>

NRM	99.2001	<i>Frédéric BROCHIER, Carlo GIUPPONI and Julie SORS: <u>Integrated Coastal Management in the Venice Area – Potentials of the Integrated Participatory Management Approach</u></i>
NRM	100.2001	<i>Frédéric BROCHIER and Carlo GIUPPONI: <u>Integrated Coastal Zone Management in the Venice Area – A Methodological Framework</u></i>
PRIV	101.2001	<i>Enrico C. PEROTTI and Luc LAEVEN: <u>Confidence Building in Emerging Stock Markets</u></i>
CLIM	102.2001	<i>Barbara BUCHNER, Carlo CARRARO and Igor CERSOSIMO: <u>On the Consequences of the U.S. Withdrawal from the Kyoto/Bonn Protocol</u></i>
SUST	103.2001	<i>Riccardo SCARPA, Adam DRUCKER, Simon ANDERSON, Nancy FERRAES-EHUAN, Veronica GOMEZ, Carlos R. RISOPATRON and Olga RUBIO-LEONEL: <u>Valuing Animal Genetic Resources in Peasant Economies: The Case of the Box Keken Creole Pig in Yucatan</u></i>
SUST	104.2001	<i>R. SCARPA, P. KRISTJANSON, A. DRUCKER, M. RADENY, E.S.K. RUTO, and J.E.O. REGE: <u>Valuing Indigenous Cattle Breeds in Kenya: An Empirical Comparison of Stated and Revealed Preference Value Estimates</u></i>
SUST	105.2001	<i>Clemens B.A. WOLLNY: <u>The Need to Conserve Farm Animal Genetic Resources Through Community-Based Management in Africa: Should Policy Makers be Concerned?</u></i>
SUST	106.2001	<i>J.T. KARUGIA, O.A. MWAI, R. KAITHO, Adam G. DRUCKER, C.B.A. WOLLNY and J.E.O. REGE: <u>Economic Analysis of Crossbreeding Programmes in Sub-Saharan Africa: A Conceptual Framework and Kenyan Case Study</u></i>
SUST	107.2001	<i>W. AYALEW, J.M. KING, E. BRUNS and B. RISCHKOWSKY: <u>Economic Evaluation of Smallholder Subsistence Livestock Production: Lessons from an Ethiopian Goat Development Program</u></i>
SUST	108.2001	<i>Gianni CICIA, Elisabetta D'ERCOLE and Davide MARINO: <u>Valuing Farm Animal Genetic Resources by Means of Contingent Valuation and a Bio-Economic Model: The Case of the Pentro Horse</u></i>
SUST	109.2001	<i>Clem TISDELL: <u>Socioeconomic Causes of Loss of Animal Genetic Diversity: Analysis and Assessment</u></i>
SUST	110.2001	<i>M.A. JABBAR and M.L. DIEDHOU: <u>Does Breed Matter to Cattle Farmers and Buyers? Evidence from West Africa</u></i>
SUST	1.2002	<i>K. TANO, M.D. FAMINOW, M. KAMUANGA and B. SWALLOW: <u>Using Conjoint Analysis to Estimate Farmers' Preferences for Cattle Traits in West Africa</u></i>
ETA	2.2002	<i>Efrem CASTELNUOVO and Paolo SURICO: <u>What Does Monetary Policy Reveal about Central Bank's Preferences?</u></i>
WAT	3.2002	<i>Duncan KNOWLER and Edward BARBIER: <u>The Economics of a "Mixed Blessing" Effect: A Case Study of the Black Sea</u></i>
CLIM	4.2002	<i>Andreas LÖSCHEL: <u>Technological Change in Economic Models of Environmental Policy: A Survey</u></i>
VOL	5.2002	<i>Carlo CARRARO and Carmen MARCHIORI: <u>Stable Coalitions</u></i>
CLIM	6.2002	<i>Marzio GALEOTTI, Alessandro LANZA and Matteo MANERA: <u>Rockets and Feathers Revisited: An International Comparison on European Gasoline Markets</u></i>
ETA	7.2002	<i>Effrosyni DIAMANTOUDI and Eftichios S. SARTZETAKIS: <u>Stable International Environmental Agreements: An Analytical Approach</u></i>
KNOW	8.2002	<i>Alain DESDOIGTS: <u>Neoclassical Convergence Versus Technological Catch-up: A Contribution for Reaching a Consensus</u></i>
NRM	9.2002	<i>Giuseppe DI VITA: <u>Renewable Resources and Waste Recycling</u></i>
KNOW	10.2002	<i>Giorgio BRUNELLO: <u>Is Training More Frequent when Wage Compression is Higher? Evidence from 11 European Countries</u></i>
ETA	11.2002	<i>Mordecai KURZ, Hehui JIN and Maurizio MOTOLESE: <u>Endogenous Fluctuations and the Role of Monetary Policy</u></i>
KNOW	12.2002	<i>Reyer GERLAGH and Marjan W. HOFKES: <u>Escaping Lock-in: The Scope for a Transition towards Sustainable Growth?</u></i>

- (xlii) This paper was presented at the International Workshop on "Climate Change and Mediterranean Coastal Systems: Regional Scenarios and Vulnerability Assessment" organised by the Fondazione Eni Enrico Mattei in co-operation with the Istituto Veneto di Scienze, Lettere ed Arti, Venice, December 9-10, 1999.
- (xliii) This paper was presented at the International Workshop on "Voluntary Approaches, Competition and Competitiveness" organised by the Fondazione Eni Enrico Mattei within the research activities of the CAVA Network, Milan, May 25-26, 2000.
- (xliv) This paper was presented at the International Workshop on "Green National Accounting in Europe: Comparison of Methods and Experiences" organised by the Fondazione Eni Enrico Mattei within the Concerted Action of Environmental Valuation in Europe (EVE), Milan, March 4-7, 2000
- (xlv) This paper was presented at the International Workshop on "New Ports and Urban and Regional Development. The Dynamics of Sustainability" organised by the Fondazione Eni Enrico Mattei, Venice, May 5-6, 2000.
- (xlvi) This paper was presented at the Sixth Meeting of the Coalition Theory Network organised by the Fondazione Eni Enrico Mattei and the CORE, Université Catholique de Louvain, Louvain-la-Neuve, Belgium, January 26-27, 2001
- (xlvii) This paper was presented at the RICAMARE Workshop "Socioeconomic Assessments of Climate Change in the Mediterranean: Impact, Adaptation and Mitigation Co-benefits", organised by the Fondazione Eni Enrico Mattei, Milan, February 9-10, 2001
- (xlviii) This paper was presented at the International Workshop "Trade and the Environment in the Perspective of the EU Enlargement", organised by the Fondazione Eni Enrico Mattei, Milan, May 17-18, 2001
- (xlix) This paper was presented at the International Conference "Knowledge as an Economic Good", organised by Fondazione Eni Enrico Mattei and The Beijer International Institute of Environmental Economics, Palermo, April 20-21, 2001
- (l) This paper was presented at the Workshop "Growth, Environmental Policies and + Sustainability" organised by the Fondazione Eni Enrico Mattei, Venice, June 1, 2001
- (li) This paper was presented at the Fourth Toulouse Conference on Environment and Resource Economics on "Property Rights, Institutions and Management of Environmental and Natural Resources", organised by Fondazione Eni Enrico Mattei, IDEI and INRA and sponsored by MATE, Toulouse, May 3-4, 2001
- (lii) This paper was presented at the International Conference on "Economic Valuation of Environmental Goods", organised by Fondazione Eni Enrico Mattei in cooperation with CORILA, Venice, May 11, 2001
- (liii) This paper was circulated at the International Conference on "Climate Policy – Do We Need a New Approach?", jointly organised by Fondazione Eni Enrico Mattei, Stanford University and Venice International University, Isola di San Servolo, Venice, September 6-8, 2001

2001 SERIES

MGMT	<i>Corporate Sustainable Management</i> (Editor: Andrea Marsanich)
CLIM	<i>Climate Change Modelling and Policy</i> (Editor: Marzio Galeotti)
PRIV	<i>Privatisation, Antitrust, Regulation</i> (Editor: Bernardo Bortolotti)
KNOW	<i>Knowledge, Technology, Human Capital</i> (Editor: Dino Pinelli)
NRM	<i>Natural Resources Management</i> (Editor: Carlo Giupponi)
SUST	<i>Sustainability Indicators and Environmental Evaluation</i> (Editor: Marialuisa Tamborra)
VOL	<i>Voluntary and International Agreements</i> (Editor: Carlo Carraro)
ETA	<i>Economic Theory and Applications</i> (Editor: Carlo Carraro)

2002 SERIES

MGMT	<i>Corporate Sustainable Management</i> (Editor: Andrea Marsanich)
CLIM	<i>Climate Change Modelling and Policy</i> (Editor: Marzio Galeotti)
PRIV	<i>Privatisation, Antitrust, Regulation</i> (Editor: Bernardo Bortolotti)
KNOW	<i>Knowledge, Technology, Human Capital</i> (Editor: Dino Pinelli)
NRM	<i>Natural Resources Management</i> (Editor: Carlo Giupponi)
SUST	<i>Sustainability Indicators and Environmental Evaluation</i> (Editor: Marialuisa Tamborra)
VOL	<i>Voluntary and International Agreements</i> (Editor: Carlo Carraro)
ETA	<i>Economic Theory and Applications</i> (Editor: Carlo Carraro)

