

Nitsch, Volker

Working Paper

On the design of public institutions: Evidence from financial supervision

Darmstadt Discussion Papers in Economics, No. 221

Provided in Cooperation with:

Darmstadt University of Technology, Department of Law and Economics

Suggested Citation: Nitsch, Volker (2014) : On the design of public institutions: Evidence from financial supervision, Darmstadt Discussion Papers in Economics, No. 221, Technische Universität Darmstadt, Department of Law and Economics, Darmstadt, <https://nbn-resolving.de/urn:nbn:de:tuda-tuprints-47048>

This Version is available at:

<https://hdl.handle.net/10419/175655>

Standard-Nutzungsbedingungen:

Die Dokumente auf EconStor dürfen zu eigenen wissenschaftlichen Zwecken und zum Privatgebrauch gespeichert und kopiert werden.

Sie dürfen die Dokumente nicht für öffentliche oder kommerzielle Zwecke vervielfältigen, öffentlich ausstellen, öffentlich zugänglich machen, vertreiben oder anderweitig nutzen.

Sofern die Verfasser die Dokumente unter Open-Content-Lizenzen (insbesondere CC-Lizenzen) zur Verfügung gestellt haben sollten, gelten abweichend von diesen Nutzungsbedingungen die in der dort genannten Lizenz gewährten Nutzungsrechte.

Terms of use:

Documents in EconStor may be saved and copied for your personal and scholarly purposes.

You are not to copy documents for public or commercial purposes, to exhibit the documents publicly, to make them publicly available on the internet, or to distribute or otherwise use the documents in public.

If the documents have been made available under an Open Content Licence (especially Creative Commons Licences), you may exercise further usage rights as specified in the indicated licence.



**On the Design of Public Institutions:
Evidence from Financial Supervision**

Volker Nitsch

Nr. 221

Arbeitspapiere der
Volkswirtschaftlichen Fachgebiete der
Technischen Universität Darmstadt

November 24, 2014

Forthcoming in: Ensayos sobre Política Económica

**On the Design of Public Institutions:
Evidence from Financial Supervision***

Volker Nitsch

Darmstadt University of Technology
and CESifo

Abstract

This paper studies the allocation of the functions and responsibilities of prudential supervision on public authorities, including the central bank. In particular, it is argued that there are interdependencies in the design of institutions; political decisions on the supervisory structure are not taken in isolation. Analyzing a panel data set of prudential supervision regimes in 98 countries over the period from 1999 to 2010, I find that central banks play a smaller role in supervision and tasks are more decentralized if the central bank is independent and transparent. Measures of firm and fiscal decentralization are typically associated with a greater centralization of supervisory functions outside of the central bank.

Keywords: financial, prudential, supervision, institution, authority

JEL Code: E58, G28, H83

* I thank Peter Claey's, Pierre Siklos, Jan Weidner, an anonymous referee, and conference participants at the 2014 ESPE/Banco de la República de Colombia Conference for helpful comments.

Address:

Volker Nitsch

Darmstadt University of Technology

Department of Law and Economics

Marktplatz 15, Residenzschloss

64283 Darmstadt, Germany

Tel.: +49-6151-16 2436

Fax: +49-6151-16 5652

E-mail: nitsch@vwl.tu-darmstadt.de

Web: <http://www.vwl2.wi.tu-darmstadt.de>

1. Introduction

Over the last few years, there has been a growing interest in the institutional design of financial supervision. For policy-makers, the setting up, structuring and monitoring of prudential supervision has become a key priority since, at the latest, the global financial crisis.¹ For economists, the mandate, organization and effects of newly established or enlarged financial supervision authorities have the potential to add to an already extensive literature on the optimal design of central banks.

Empirical research on financial supervision authorities has mainly taken one of the following two routes. In one set of papers, the effect of financial supervision on outcomes (such as the stability of the banking sector) is examined. Examples include Masciandaro, Pansini, and Quintyn (2011), Dincer and Eichengreen (2012) and Caprio, D'Apice, Ferri, and Puopolo (2014). Another set of papers puts measures of financial supervision on the left-hand side of the regression equation, aiming to explore the determinants of a country's supervisory structure.

In this short paper, I examine empirically the institutional design of financial supervision. While previous studies often focus on macroeconomic and institutional country variables, typically including an ad hoc list of (potential) determinants, I focus on one specific country characteristic, the organizational structure of institutions. Specifically, I argue that political decisions concerning the specialization, subordination, delegation and coordination of financial supervision are heavily shaped by actual country experiences of organizing public and private activities. As a result, the design of prudential supervision should not be assessed in isolation but is interdependent with other relevant institutions.

I explore this hypothesis using a panel data set that covers 98 countries over the period from 1999 to 2010. The panel allows to study differences in the regulatory framework both across countries and over time.² A frequent challenge for the empirical analysis of financial

¹ Frankel (2013) illustrates the widespread ignorance in (European) policy circles towards issues of financial regulation when discussing the fundamental problems of European monetary integration. He notes (p. 3): "Banking supervision was at best mentioned in passing in the 1990s. Almost no thought was given to the possibility of moving deposit insurance, supervision, or bank resolution, to the ECB level."

² While institutional arrangements often turn out to be remarkably robust, it should be noted that countries have performed frequent adjustments on their supervisory structure over the sample period. At one extreme, the United Kingdom transferred competencies from the Bank of England (BoE) to a newly established Financial Services Authority (FSA) in 1998, while the majority of the FSA's responsibilities were taken over by the BoE and two new regulators

supervision is the definition of measures of the institutional design of prudential supervision. In practice, the supervisory architecture can be assessed along various dimensions, including, the role of the central bank, the allocation of various types of supervision across institutions, and the features of those institutions, among others. I define variables that focus explicitly on the functions and responsibilities taken over by the central bank.

The remainder of the paper is structured as follows: the next section briefly discusses the relevant literature, followed by a description of the methodology and data. The heart of the paper is section 4 which presents and discusses the empirical results. Finally, a short summary concludes.

2. Literature

The empirical literature on the architecture of prudential supervision, dating back to Goodhart and Schoenmaker (1995) and sizably extended with a number of notable contributions by Donato Masciandaro, has grown considerably in magnitude over recent years. Instead of summarizing all empirical findings, I briefly focus on a few relevant studies.

In an early analysis, Luna Martinez and Rose (2003) provide descriptive evidence, derived from a survey in 15 countries, on experiences in integrated financial sector supervision. They find, for instance, that there are differences in the perception of integration; practically all countries believe they have achieved a higher degree of harmonization in the regulation and supervision of banks and securities companies than between banks and insurance firms. They also identify advantages and disadvantages of establishing unified supervisory agencies.

Dincer and Eichengreen (2012) examine empirically determinants of supervisory arrangements. Based on a sample of 89 countries, they examine the role of the central bank in prudential supervision, but they explore only a limited set of explanatory variables and do not focus explicitly on other institutional arrangements.

In similar fashion, Melecky and Podpiera (2013) analyze various determinants of institutional structures of prudential and business conduct supervision of financial services.

in 2013; see Ferran (2011) for details. Parenthetically, I note that both of these switches are just outside my sample period. Masciandaro and Quintyn (2009) provide an extensive and more detailed assessment of reforms in supervisory regimes.

While their sample of regressors is large, including governance and central bank autonomy, their analysis is primarily exploratory.

The paper that is perhaps most closely related to my analysis is Dalla Pellegrina, Masciandaro, and Pansini (2013). They study whether central bank independence and monetary policy arrangements can jointly influence the likelihood of policy-makers assigning banking supervision to central banks. They find some effects (e.g., stronger operational independence implies lesser supervisory powers). However, while their analysis is exclusively confined on institutional monetary settings (including the central bank), I take a much broader approach.

3 Methodology and Data

To examine whether the management and organization of (public) activities has an effect on the structure of financial supervision, I estimate regressions of the form:

$$(1) \quad \text{FinSupervision}_{it} = \alpha + \beta \text{OrgStructure}_{it} + \gamma \cdot Z_{it} + \varepsilon_{it}$$

where $\text{FinSupervision}_{it}$ is a measure of the supervisory architecture in country i at time t , OrgStructure is a measure of the country's organizational structure outside supervision, Z denotes a vector of auxiliary conditioning variables, and ε_{it} is the residual. The coefficient of interest to me is β , which represents the partial effect of existing structures on supervision, *ceteris paribus*; consequently, to the extent that there is an association between a country's broader organizational principles and its choice of arrangements for financial supervision is identifiable, the estimates of β can take different signs, depending on the relationship (and the definition of the variable) that is analyzed.³

The data are taken from standard sources. Detailed information on the organizational structure of financial sector supervision are obtained from the World Bank; this data

³ An obvious concern in this type of literature is potential endogeneity. However, given the timing structure of the analysis, where financial supervision structures have been formally established only in recent years while a country's organizational principles are likely to be relatively persistent, endogeneity is perhaps less of an issue here.

differentiates supervision by the type of intermediary (i.e., banks, insurances, or the capital market).⁴ Based on this data, I construct four different measures that aim to describe (and capture various aspects of) the role of the central bank in financial supervision (FinSupervision). A first measure, central bank as supervisor, is a binary dummy variable that takes the value of one if all supervisory tasks are allocated exclusively to the central bank (and zero otherwise); the supervisory functions are fully centralized in the central bank.⁵ The second measure offers a broader, somewhat more encompassing definition. This variable, central bank as co-supervisor, is again a binary dummy variable; it takes the value of one if at least some supervisory tasks are allocated to the central bank (and zero otherwise). In a third approach, I compute an index, central bank tasks, that reflects the number of supervisory tasks assigned to the central bank. This index ranges from 1 to 4, with a low value of 1 indicating that all functions are organized outside of the central bank, while a high value of 4 means that the central bank alone is responsible for prudential supervision. Finally, I compute an index, decentralization of supervision, that captures the extent to which the supervisory tasks are distributed across different authorities. This index takes values from 1 (concentration of responsibilities inside the central bank) to 5 (establishment of separate institutions for banking, insurance and securities supervision).

Figure 1 plots the evolution of these measures over time. As shown, the role of the central bank in prudential supervision has, if anything, decreased until 2005; most notably, the range of functions and responsibilities assigned to the central bank has gradually declined. Since then, however, the trend has reversed, and central banks have again gained in importance. In contrast to this U-shaped pattern of central bank involvement, there has been a continuous tendency towards concentration of tasks in financial supervision, as shown in the graph in the lower right corner of Figure 1.

Table 1 presents a correlation matrix of the measures of interest. The table shows that the correlation coefficients vary sizably, suggesting that the different measures indeed capture various aspects of the countries' supervisory architectures.

For the organizational structure of countries (OrgStructure), I borrow a wide range of measures from the literature. I start with central bank characteristics, for which I use central

⁴ The data are available online at <http://econ.worldbank.org/WBSITE/EXTERNAL/EXTDEC/EXTGLOBALFINREPORT/0,,contentMDK:23267422~pagePK:64168182~piPK:64168060~theSitePK:8816097,00.html>

⁵ In the World Bank database, prudential supervision is labeled as 'central bank'.

bank independence and central bank transparency; updated measures have been recently provided by Dincer and Eichengreen (2014). Next, I explore differences in the organization of firms across countries. Specifically, I apply the firm decentralization measure compiled by Bloom, Sadun and Van Reenen (2012). I also experiment with Hofstede's (2001) power distance rankings, which measure the perceptions of and the preferences for hierarchical relationships in a country. Finally, I use measures of fiscal decentralization, compiled by Arzaghi and Henderson (2005).

For the additional conditioning variables, I refer to the analysis in Dincer and Eichengreen (2012). In particular, I consider three types of controls. For macroeconomic conditions, I use the (log of) GDP per capita (in constant international prices) and the average of CPI inflation in the previous ten years, both taken or constructed from the World Bank's World Development Indicators. A country's institutional background is captured by dummy variables for the origin of the legal code, taken from La Porta, Lopez-De-Silanes, and Shleifer (2008). I also follow Dincer and Eichengreen's (2012) approach in controlling for measures from the World Bank's Worldwide Governance Indicators database, although the individual variables are typically highly correlated.

4. Empirical Results

In the empirical analysis, I proceed stepwise. I begin with an analysis of standard country determinants of financial supervision. In particular, I review the set of explanatory variables that are proposed and used in Dincer and Eichengreen (2012). Table 2 presents the results. There are four columns; each column reports the result of a separate regression. Specifically, I tabulate separate estimation results for each of my four measures of the supervisory architecture as dependent variable. Since the categorical structure of the regressand differs, I also vary the estimation method. I use multinomial logit estimation for the first two regressands (which are binary dummy variables), while I apply an ordered probit estimator for the remaining two measures.⁶

Reviewing the results, three findings appear particularly notable. First, of the two macroeconomic variables, only a country's per capita income measurably affects the supervisory structure. Interestingly, the estimated coefficient takes a significantly negative

⁶ Whenever feasible, I also experimented with the additional inclusion of time fixed effects, without any notable effect.

value, indicating that richer countries tend to transfer supervisory functions and responsibilities from the central bank to other authorities; Dincer and Eichengreen (2012), in contrast, report a positive effect of per capita income on central banks with supervisory functions. Second, for the remaining institutional and governance measures, the findings differ sizably across columns, both in magnitude and significance, possibly due to multicollinearity. Finally, the standard determinants largely fail to reasonably explain the extent of decentralization of supervisory tasks. Perhaps in line with intuition, greater political instability and less effective governments are associated with a wider distribution of supervisory tasks across authorities. In the following, I will use these controls as nuisance variables, focusing exclusively on the variables of interest.

In a first exercise, I examine the effect of central bank characteristics on the structure of financial supervision. In the empirical implementation, I explore two newly compiled index measures on the independence and transparency of central banks from Dincer and Eichengreen (2014). The results are reported in Table 3. As before, I tabulate estimation results for different measures of financial supervision across columns. I also experiment with various combinations of the control variables (gradually moving from the most parsimonious specification without any additional controls in the first panel to more demanding specifications in the lower panels), but for the sake of brevity I only report the coefficients of interest.

The results in Table 3 turn out to be remarkably robust across the various specifications. Greater independence and transparency seems to be consistently associated with fewer supervisory functions for the central bank; the estimates of β take a significantly negative sign for most specifications in the first three columns of the table. A reasonable explanation for this finding is that governments have a preference for greater control of supervisory activities. The finding that dependent and opaque central banks are, on average, associated with greater decentralization of tasks is generally in line with this interpretation (column 4).

Next, I explore the effect of the organization of firms in the private sector on the allocation of supervisory functions. Bloom, Sadun, and Van Reenen (2012) have collected data on the decentralization of investment, hiring, production, and sales decisions from corporate headquarters to local plant measures based on interviews. Unfortunately, however, this measure is available for only 12 countries; in none of these countries, the central bank alone is responsible for prudential supervision.

Table 4 presents the results. Again, the β estimates are often negative and statistically significant for measures of central bank responsibilities as regressand, indicating that decentralization at the firm level is associated with an allocation of supervisory functions outside the central bank. In principle, this finding may suggest that there is decentralization in both the private sector and the public sectors. For the measure of decentralization of prudential supervision, however, the estimated coefficient also takes a negative value, suggesting the opposite relationship, although the estimation results turn out to be not particularly robust.

Figure 2 provides a scatter plot of the decentralization of supervision functions and firm decentralization in the year 2006 (the year the Bloom, Sadun, and Van Reenen survey was taken), illustrating the negative relationship. The empirical estimate is affected by Japan (and the United States) as outlier(s).

In Table 5, I explore an alternative measure of firm organization, Hofstede's (2001) power distance index. This index is defined to measure the extent to which the less powerful members of organizations and institutions accept and expect that power is distributed unequally. It is available for a much larger set of countries, but unlike the Bloom, Sadun, and Van Reenen (2012) measure it is defined such that low values reflect self-determination. As a result, the positive estimates of β confirm previous findings; greater power distance (and, therefore, organizational hierarchies) is associated with supervisory tasks in the hands of the central bank. As before, Figure 3 provides an accompanying scatter plot.

In a final exercise, I examine the effect of fiscal decentralization on the structure of financial supervision. Arzaghi and Henderson (2005) construct a federalism index, based on nine indicators, that varies from zero to four. For this measure, however, the findings vary across measures and specifications. While some estimation results seem to suggest that fiscal decentralization is associated with greater dispersion of supervisory functions across authorities, the β coefficient switches its sign in the most demanding regression specification (with all nuisance controls). Interestingly, the association between fiscal decentralization and decentralization of supervision is, if anything, negative. For illustration, Figure 4 plots both decentralization measures.

5. Conclusion

This paper studies the allocation of the functions and responsibilities of prudential supervision on public authorities, including the central bank. In particular, it is argued that there are interdependencies in the design of institutions; political decisions on the supervisory structure are not taken in isolation. Analyzing a panel data set of prudential supervision regimes in 98 countries over the period from 1999 to 2010, I find that central banks play a smaller role in supervision and tasks are more decentralized if the central bank is independent and transparent. Measures of firm and fiscal decentralization are typically associated with a greater centralization of supervisory functions outside of the central bank.

References

- Arzaghi, Mohammad and J. Vernon Henderson. 2005. "Why Countries Are Fiscally Decentralizing," Journal of Public Economics. 89: 1157-1189.
- Bloom, Nicholas, Raffaella Sadun, and John Van Reenen. 2012. "The Organization of Firms Across Countries," Quarterly Journal of Economics. 127 (November) 1663-1705.
- Caprio Jr., Gerard, Vincenzo D'Apice, Giovanni Ferri, and Giovanni Walter Puopolo. 2014. "Macro-Financial Determinants of the Great Financial Crisis: Implications for Financial Regulation," Journal of Banking and Finance. 44: 114-129.
- Dalla Pellegrina, Lucia, Donato Masciandaro and Rosaria V. Pansini. 2013. "The Central Banker as Prudential Supervisor: Does Independence Matter?" Journal of Financial Stability. 9: 415-427.
- de Luna Martinez, Jose and Thomas A. Rose. 2003. "International Survey of Integrated Financial Sector Supervision," World Bank Policy Research Working Paper 3096.
- Dincer, N. Nergiz and Barry Eichengreen. 2012. "The Architecture and Governance of Financial Supervision: Sources and Implications," International Finance. 15 (3): 309-325.
- Dincer, N. Nergiz and Barry Eichengreen. 2014. "Central Bank Transparency and Independence: Updates and New Measures," International Journal of Central Banking. 10 (March): 189-253.
- Ferran, Eilis. 2011. "The Breakup of the Financial Services Authority," Oxford Journal of Legal Studies. 31 (September): 455-480.
- Frankel, Jeffrey. 2013. "The Future of the Currency Union," HKS Faculty Research Working Paper 13-015.
- Goodhart, Charles A.E. and Dirk Schoenmaker. 1995. "Institutional Separation between Supervisory and Monetary Agencies," in Charles A.E. Goodhart (Editor) The Central Bank and the Financial System. London: Macmillan.
- Hofstede, Geert H. 2001. Culture's Consequences: Comparing Values, Behaviors, Institutions and Organizations Across Nations. Thousand Oaks, CA: Sage Publications.
- La Porta, Rafael, Florencio Lopez-De-Silanes, and Andrei Shleifer. 2008. "The Economic Consequences of Legal Origins," Journal of Economic Literature. 46 (June): 285-332.
- Masciandaro, Donato, Rosaria Vega Pansini, and Marc Quintyn. 2011. "The Economic Crisis: Did Financial Supervision Matter?" IMF Working Paper WP/11/261.
- Masciandaro, Donato and Marc Quintyn. 2009. "Regulating the Regulators: The Changing Face of Financial Supervision Architectures Before and After the Crisis," Bocconi University and IMF.
- Masciandaro, Donato, Marc Quintyn, and Michael Taylor. 2008. "Financial Supervisory Independence and Accountability: Exploring the Determinants," IMF Working Paper WP/08/147.

Melecky, Martin and Anca Maria Podpiera. 2013. "Institutional Structures of Financial Sector Supervision, Their Drivers and Historical Benchmarks," Journal of Financial Stability. 9: 428-444.

Figure 1: Quantifying the Institutional Structure of Financial Supervision

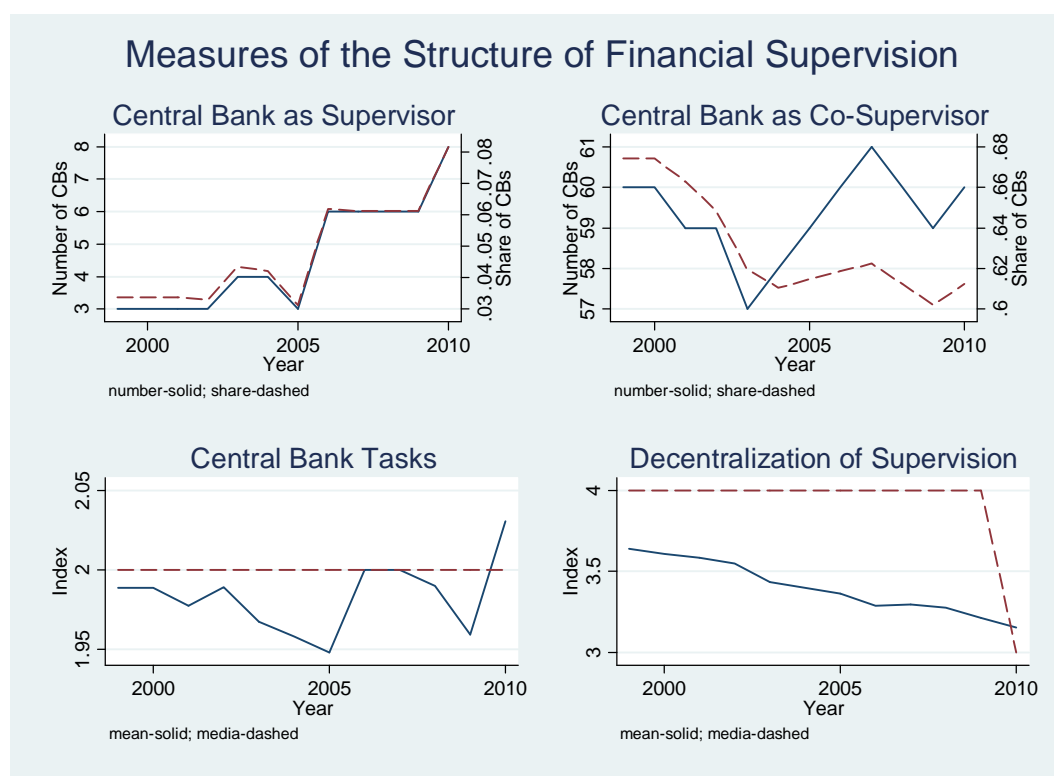


Figure 2: Decentralization of Firms and Financial Supervision, 2006

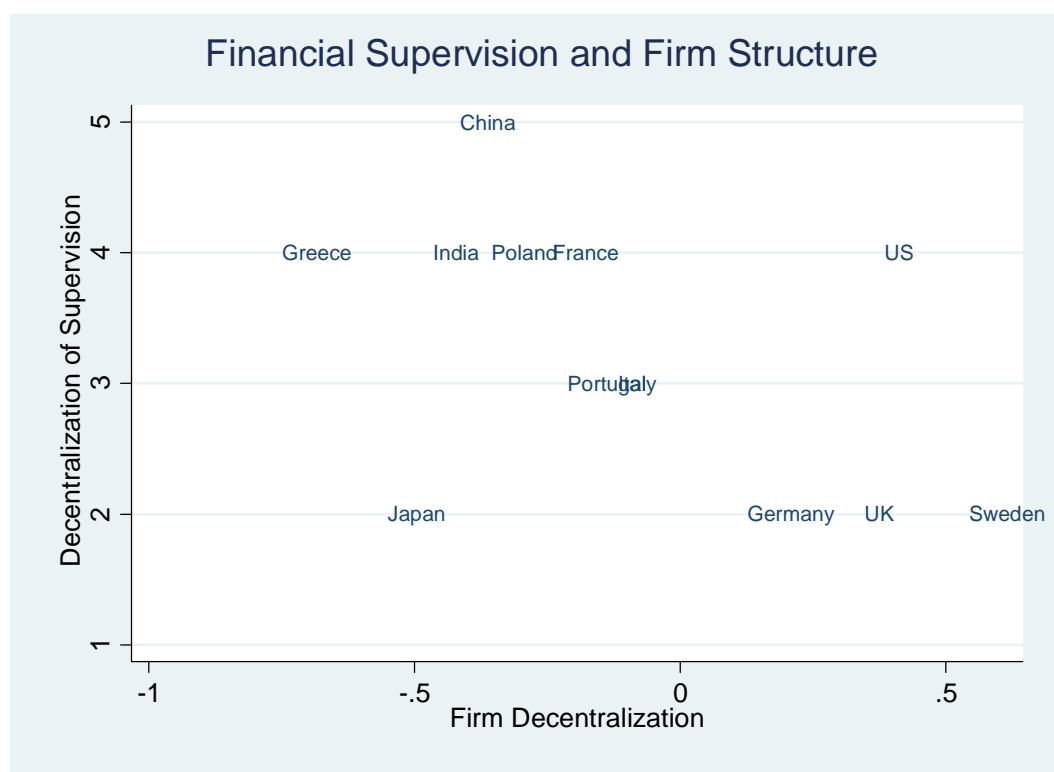


Figure 3: Hierarchies and Decentralization of Financial Supervision, 2004

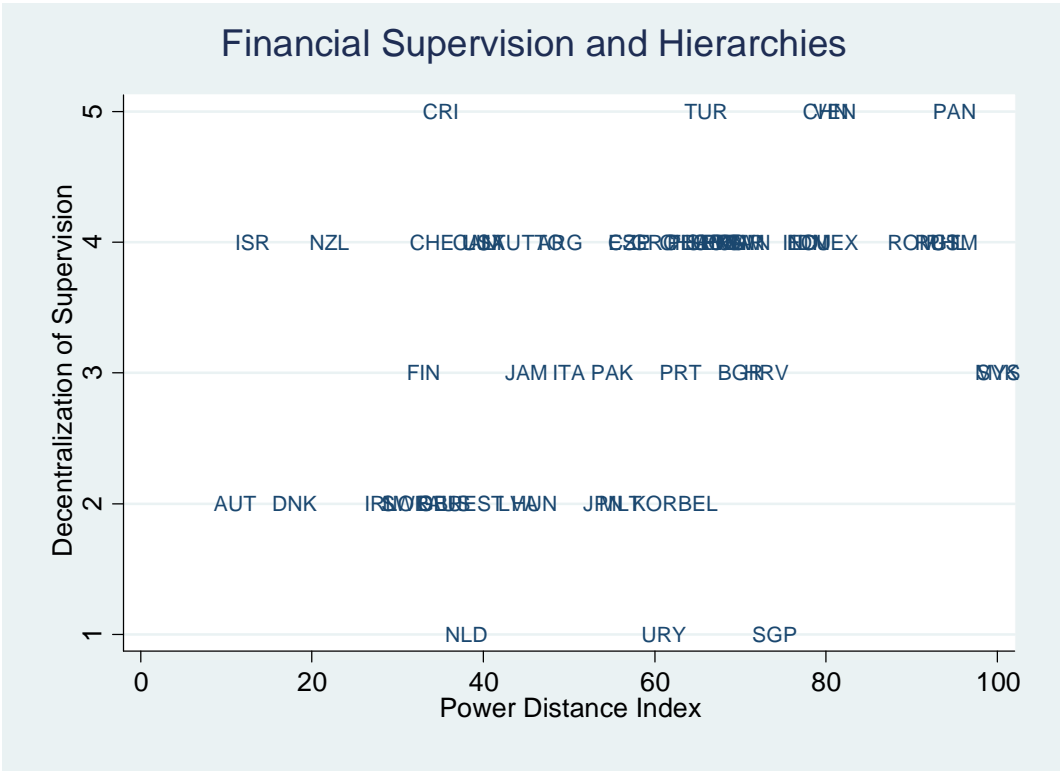


Figure 4: Fiscal Decentralization and Decentralization of Financial Supervision, 1999




Table 1: Correlation Matrix

	Central Bank as Supervisor	Central Bank as Co-Supervisor	Central Bank Tasks	Decentralization of Supervision
Central Bank as Supervisor	1.00			
Central Bank as Co-Supervisor	0.17	1.00		
Central Bank Tasks	0.59	0.68	1.00	
Decentralization of Supervision	-0.53	0.18	-0.17	1.00

Table 2: Standard Determinants of Financial Supervision

Dependent variable	CB as Supervisor	CB as Co-Supervisor	CB Tasks	Decentralization of Supervision
Estimation method	Logit	Logit	Ordered Probit	Ordered Probit
GDP per Capita	-2.53** (0.56)	-1.98** (0.25)	-0.42** (0.25)	0.02 (0.08)
Past Inflation	0.01 (0.01)	-0.00 (0.01)	-0.00 (0.00)	0.01 (0.00)
Legal Origin UK	-2.19** (0.72)	4.80** (0.51)	1.11** (0.11)	0.04 (0.11)
Legal Origin Germany	-0.05 (0.47)	0.04 (0.28)	-0.12 (0.11)	0.11 (0.11)
Voice and Accountability	-1.56** (0.46)	0.47* (0.23)	-0.26** (0.08)	0.07 (0.08)
Political Stability	4.80** (0.88)	1.49** (0.21)	0.71** (0.08)	-0.49** (0.08)
Government Effectiveness	1.27 (1.16)	1.07# (0.57)	0.47* (0.20)	-0.53** (0.20)
Regulatory Quality	3.17** (0.78)	-1.36** (0.41)	0.52** (0.16)	-0.16 (0.16)
Rule of Law	-3.65** (0.97)	0.50 (0.44)	-1.02** (0.17)	0.25 (0.17)
Control of Corruption	1.90* (0.75)	-1.71* (0.41)	-0.15 (0.15)	0.10 (0.15)
Number of Observations	790	790	790	790
Pseudo R²	0.34	0.39	0.15	0.11

Notes: Standard errors are in parentheses. **, *, and # denotes significant at the 1, 5, and 10 percent level, respectively.

Table 3: Financial Supervision and Central Bank Characteristics

Dependent variable	CB as Supervisor	CB as Co-Supervisor	CB Tasks	Decentralization of Supervision
Estimation method	Logit	Logit	Ordered Probit	Ordered Probit
	Without Additional Controls (# Obs=678)			
Central Bank Independence	-1.57# (0.90)	-1.92** (0.44)	-1.12** (0.20)	0.90** (0.20)
Central Bank Transparency	-0.03 (0.06)	-0.31** (0.03)	-0.12** (0.01)	-0.10** (0.01)
	With Macroeconomic Controls (612)			
Central Bank Independence	-0.70 (1.04)	-3.09** (0.54)	-1.16** (0.22)	0.06 (0.22)
Central Bank Transparency	-0.06 (0.08)	-0.15** (0.04)	-0.09** (0.02)	-0.01 (0.02)
	With Institutional Controls (670)			
Central Bank Independence	0.52 (1.19)	0.77 (0.57)	0.58* (0.27)	0.62* (0.26)
Central Bank Transparency	-0.07 (0.06)	-0.39** (0.04)	-0.15** (0.02)	-0.09** (0.01)
	With Governance Controls (678)			
Central Bank Independence	-2.64 (6.20)	-3.87** (0.60)	-1.89** (0.25)	0.80** (0.24)
Central Bank Transparency	0.85** (0.30)	-0.12** (0.05)	-0.06** (0.02)	-0.02 (0.02)
	With Macroeconomic, Institutional and Governance Controls (612)			
Central Bank Independence	-34.7# (20.8)	-2.02* (0.95)	-0.76* (0.33)	0.74* (0.08)
Central Bank Transparency	2.86* (1.42)	-0.27** (0.06)	-0.07** (0.02)	-0.01 (0.02)

Notes: Standard errors are in parentheses. **, *, and # denotes significant at the 1, 5, and 10 percent level, respectively.

Table 4: Financial Supervision and Firm Organization

Dependent variable	CB as Supervisor	CB as Co-Supervisor	CB Tasks	Decentralization of Supervision
Estimation method	Logit	Logit	Ordered Probit	Ordered Probit
	Without Additional Controls (# Obs=144)			
Firm Decentralization	–	-1.99** (0.47)	-0.82** (0.25)	-1.21** (0.26)
	With Macroeconomic Controls (144)			
Firm Decentralization	–	-2.16** (0.63)	-0.94** (0.29)	-0.62* (0.29)
	With Institutional Controls (144)			
Firm Decentralization	–	-6.29** (1.27)	-1.46** (0.31)	-1.40** (0.28)
	With Governance Controls (144)			
Firm Decentralization	–	2.75* (1.36)	1.03** (0.49)	-0.19 (0.47)
	With Macroeconomic, Institutional and Governance Controls (144)			
Firm Decentralization	–	9.19 (15.5)	1.11 (0.72)	-0.45 (0.51)

Notes: Standard errors are in parentheses. **, *, and # denotes significant at the 1, 5, and 10 percent level, respectively.

Table 5: Financial Supervision and Hierarchical Structures

Dependent variable	CB as Supervisor	CB as Co-Supervisor	CB Tasks	Decentralization of Supervision
Estimation method	Logit	Logit	Ordered Probit	Ordered Probit
	Without Additional Controls (# Obs=765)			
Power Distance Index	0.015* (0.007)	0.022** (0.004)	0.012** (0.002)	0.013** (0.002)
	With Macroeconomic Controls (765)			
Power Distance Index	0.043** (0.010)	0.018** (0.005)	0.015** (0.002)	0.001 (0.002)
	With Institutional Controls (765)			
Power Distance Index	0.018* (0.008)	0.031** (0.004)	0.014** (0.002)	0.012** (0.002)
	With Governance Controls (765)			
Power Distance Index	0.076** (0.016)	0.011* (0.005)	0.012** (0.003)	0.001 (0.003)
	With Macroeconomic, Institutional and Governance Controls (720)			
Power Distance Index	0.091** (0.017)	0.027** (0.006)	0.015** (0.003)	-0.004 (0.003)

Notes: Standard errors are in parentheses. **, *, and # denotes significant at the 1, 5, and 10 percent level, respectively.

Table 6: Financial Supervision and Fiscal Decentralization

Dependent variable	CB as Supervisor	CB as Co-Supervisor	CB Tasks	Decentralization of Supervision
Estimation method	Logit	Logit	Ordered Probit	Ordered Probit
	Without Additional Controls (# Obs=456)			
Fiscal Decentralization	0.60 (0.37)	-0.31** (0.10)	-0.13* (0.05)	-0.28** (0.06)
	With Macroeconomic Controls (420)			
Fiscal Decentralization	-0.22 (0.44)	-0.02 (0.13)	-0.03 (0.07)	-0.15* (0.07)
	With Institutional Controls (336/456)			
Fiscal Decentralization	0.59 (0.39)	-0.22* (0.11)	-0.06 (0.06)	-0.22** (0.06)
	With Governance Controls (456)			
Fiscal Decentralization	-0.54 (0.60)	0.13 (0.15)	-0.21** (0.08)	-0.10 (0.08)
	With Macroeconomic, Institutional and Governance Controls (300/420)			
Fiscal Decentralization	2.49 (1.59)	1.11** (0.24)	0.38 (0.09)	-0.03 (0.09)

Notes: Standard errors are in parentheses. **, *, and # denotes significant at the 1, 5, and 10 percent level, respectively.

Appendix 1: Countries in Sample

Albania	Korea, Rep.
Algeria	Latvia
Argentina	Lebanon
Armenia	Lithuania
Australia	Luxembourg
Austria	Macedonia, FYR
Azerbaijan	Malaysia
Belarus	Malta
Belgium	Mauritius
Bolivia	Mexico
Bosnia and Herzegovina	Moldova
Botswana	Montenegro
Brazil	Morocco
Bulgaria	Namibia
Canada	Netherlands
Chile	New Zealand
China	Nicaragua
Colombia	Nigeria
Costa Rica	Norway
Croatia	Pakistan
Cuba	Panama
Cyprus	Peru
Czech Republic	Philippines
Denmark	Poland
Dominican Republic	Portugal
Ecuador	Romania
Egypt	Russian Federation
El Salvador	Saudi Arabia
Estonia	Serbia
Finland	Singapore
France	Slovak Republic
Georgia	Slovenia
Germany	South Africa
Greece	Spain
Guatemala	Sri Lanka
Honduras	Sweden
Hong Kong	Switzerland
Hungary	Syrian Arab Republic
Iceland	Thailand
India	Trinidad and Tabago
Indonesia	Tunisia
Iran, Islamic Rep.	Turkey
Ireland	Ukraine
Israel	United Arab Emirates
Italy	United Kingdom
Jamaica	United States
Japan	Uruguay
Jordan	Venezuela, RB
Kazakhstan	Vietnam

ISSN: 1438-2733