

Fischer, Christian; Normann, Hans-Theo

**Working Paper**

## Collusion and bargaining in asymmetric Cournot duopoly: An experiment

DICE Discussion Paper, No. 283

**Provided in Cooperation with:**

Düsseldorf Institute for Competition Economics (DICE), Heinrich Heine University Düsseldorf

*Suggested Citation:* Fischer, Christian; Normann, Hans-Theo (2018) : Collusion and bargaining in asymmetric Cournot duopoly: An experiment, DICE Discussion Paper, No. 283, ISBN 978-3-86304-282-0, Heinrich Heine University Düsseldorf, Düsseldorf Institute for Competition Economics (DICE), Düsseldorf

This Version is available at:

<https://hdl.handle.net/10419/184869>

**Standard-Nutzungsbedingungen:**

Die Dokumente auf EconStor dürfen zu eigenen wissenschaftlichen Zwecken und zum Privatgebrauch gespeichert und kopiert werden.

Sie dürfen die Dokumente nicht für öffentliche oder kommerzielle Zwecke vervielfältigen, öffentlich ausstellen, öffentlich zugänglich machen, vertreiben oder anderweitig nutzen.

Sofern die Verfasser die Dokumente unter Open-Content-Lizenzen (insbesondere CC-Lizenzen) zur Verfügung gestellt haben sollten, gelten abweichend von diesen Nutzungsbedingungen die in der dort genannten Lizenz gewährten Nutzungsrechte.

**Terms of use:**

*Documents in EconStor may be saved and copied for your personal and scholarly purposes.*

*You are not to copy documents for public or commercial purposes, to exhibit the documents publicly, to make them publicly available on the internet, or to distribute or otherwise use the documents in public.*

*If the documents have been made available under an Open Content Licence (especially Creative Commons Licences), you may exercise further usage rights as specified in the indicated licence.*

# DISCUSSION PAPER

No 283

## Collusion and Bargaining in Asymmetric Cournot Duopoly – An Experiment

Christian Fischer,  
Hans-Theo Normann

October 2018

## IMPRINT

### DICE DISCUSSION PAPER

Published by

düsseldorf university press (dup) on behalf of  
Heinrich-Heine-Universität Düsseldorf, Faculty of Economics,  
Düsseldorf Institute for Competition Economics (DICE), Universitätsstraße 1,  
40225 Düsseldorf, Germany  
[www.dice.hhu.de](http://www.dice.hhu.de)

### Editor:

Prof. Dr. Hans-Theo Normann  
Düsseldorf Institute for Competition Economics (DICE)  
Phone: +49(0) 211-81-15125, e-mail: [normann@dice.hhu.de](mailto:normann@dice.hhu.de)

### DICE DISCUSSION PAPER

All rights reserved. Düsseldorf, Germany, 2018

ISSN 2190-9938 (online) – ISBN 978-3-86304-282-0

The working papers published in the Series constitute work in progress circulated to stimulate discussion and critical comments. Views expressed represent exclusively the authors' own opinions and do not necessarily reflect those of the editor.

# Collusion and Bargaining in Asymmetric Cournot Duopoly—An Experiment\*

CHRISTIAN FISCHER<sup>†</sup> AND HANS-THEO NORMANN<sup>‡</sup>

October 2018

## Abstract

In asymmetric dilemma games without side payments, players face involved cooperation and bargaining problems. The maximization of joint profits is implausible, players disagree on the collusive action, and the outcome is often inefficient. For the example of a Cournot duopoly with asymmetric cost, we investigate experimentally how players cooperate (collude implicitly and explicitly), if at all, in such games. In our treatments without communication, players fail to cooperate and essentially play the static Nash equilibrium (consistent with previous results). With communication, inefficient firms gain at the expense of efficient ones. When the role of the efficient firm is earned in a contest, the efficient firm earns higher profits than when this role is randomly allocated. Bargaining solutions do not satisfactorily predict outcomes.

**Keywords:** asymmetries, bargaining, cartels, communication, Cournot, earned role, experiments

**JEL-class.:** C7, C9, L4, L41

---

\*We are grateful to three referees and an associate editor whose comments improved the paper. We thank Joe Harrington, Claudia Keser, Wieland Müller, Ronald Peeters, Chris Snyder, and audiences at Copenhagen Business School, EARIE Lisbon, ESA Jerusalem, Göttingen University, IIOC Philadelphia, and Lenzerheide Winter School for helpful comments. We also thank Gary Charness, Marie Claire Villeval, and Elven Priour for making their helpful z-Tree scripts available to us.

<sup>†</sup>Department of Law and Economics, University of Bayreuth, Germany, email: christian.fischer@uni-bayreuth.de.

<sup>‡</sup>Düsseldorf Institute for Competition Economics (DICE), Heinrich-Heine-Universität Düsseldorf, Germany, email: normann@dice.hhu.de.

# 1 Introduction

When it comes to cooperation and bargaining, economists often adopt a convenient compartmentalization by analyzing them as separate phenomena. Bargaining games and experiments typically take a certain pie as given and abstract from problems that might arise when the pie has to be generated through cooperation in the first place. Likewise, cooperation games are frequently bland in the bargaining dimension of the problem. In the standard prisoner's dilemma, for example, mutual cooperation implies the maximum joint payoffs and a symmetric payoff division, so in terms of bargaining there is not much to disagree on.

The starting point of this paper is that players often have to resolve bargaining and cooperation problems in one go. Cartels need to simultaneously resolve bargaining frictions and ensure reliable cooperation, using one action such as price or output. Contributions in public-good games determine the pie size and the split of the pie *uno actu*. The same holds for resource extraction in common-pool games. Put more broadly, players only have one instrument available (their stage-game action) to achieve two goals—the level of cooperation and the division of the surplus.

Resolving bargaining and cooperation problems with only one action will be particularly troublesome in the presence of asymmetries. In symmetric settings, this is not much of a problem because players have the same preferences about, say, the cartel price, the level of public-good provision or the rate of resource extraction. Also, the joint-profit maximum could plausibly be implemented. In asymmetric games (see, for example, Schmalensee 1987, Cox et al. 2013, and Keser et al. 2017), the preferred bargaining outcomes might not be supported by stable cooperation, and outcomes that are incentive-compatible may not be desirable from a bargaining perspective. Without side payments, the maximization of joint payoffs may not be incentive-compatible at all.<sup>1</sup>

Our paper illustrates these problems for the example of an asymmetric Cournot duopoly. Elaborating on the aforementioned general problems, we note that joint-payoff maximization in the Cournot case is not possible without side payments, as the inefficient firms would need to shut down.<sup>2</sup> If, on the other hand, all firms produce positive amounts, the outcome is inefficient. Firms may produce quantities on the Pareto frontier but, as pointed out by Bishop (1960), Schmalensee (1987), and Tirole (1988), the bargaining frontier is convex due to the cost asymmetries and firms will disagree on the collusive price. Superior payoffs can be obtained if the firms alternately adopt the monopoly position in the market, however, the precise coordination on the sequence and frequency of the alternating moves may be intricate and may raise antitrust suspicions.

At the same time, Cournot output decisions also determine how to divide the surplus. Schmalensee (1987) suggests axiomatic theories of bargaining at this point. Players could agree

---

<sup>1</sup>When side payments are allowed, players have a second instrument available: they can use the stage-game action to generate a cooperative pie and the side payment to split the pie.

<sup>2</sup>In Keser et al.'s (2017) linear public-good experiment with asymmetric endowments (and without side payments), high-endowment players have no interest in achieving the joint-payoff maximum as their Nash profit is larger than their profit in the joint-payoff maximum.

on one of several possible bargaining solutions (Kalai-Smorodinski, equal relative gains, equal split, etc.) in order to determine the cooperative outcome. While firms may possibly cooperate in these ways, there are open questions. Schmalensee (1987) shows that different solutions imply different levels of joint payoffs and different gains (compared to the non-cooperative outcome) for asymmetric firms. So the bargaining problems players face are more severe than in symmetric markets.<sup>3</sup> Moreover, Schmalensee (1987) suggests that to coordinate on one of the many solutions players would presumably require explicit communication.

Still in addition to these problems, asymmetric players typically find it difficult to sustain a collusive agreement as a non-cooperative Nash equilibrium of a repeated game. The repeated-game incentive constraint is more severe with cost asymmetries than in the symmetric case. A conventional wisdom maintains that asymmetries hinder collusion (see, for example, Ivaldi et al. 2003). This problem is not specific to Cournot or oligopoly in general, but occurs for other types of (asymmetric) social dilemmas.

It seems fair to conclude that cooperating in asymmetric games, especially in asymmetric Cournot markets, is a formidable task. The Folk Theorem suggests many subgame-perfect equilibria in the repeated game. There are many focal points, so firms face involved coordination, bargaining and inefficiency problems while the incentive-compatibility and individual rationality of repeated game equilibria curbs the set of possible outcomes. So, can asymmetric firms collude successfully at all? And, if so, how?

We suggest a positive approach to answer these questions. We study how asymmetric Cournot duopolies collude in experiments. We believe that controlled laboratory settings with exogenously varied treatments can complement the game-theoretic analysis in that they can deliver behavioral equilibrium selection.

Previous experiments on Cournot duopolies with asymmetric costs (Mason et al. 1992, Mason and Philips 1997, Selten et al. 1997, Fonseca et al. 2005, and Normann et al. 2014) have concentrated solely on implicit collusion, and they document consistently that participants fail to reach supra-competitive payoffs throughout.<sup>4</sup> In these experiments, subjects play asymmetric

---

<sup>3</sup>Experimentally, the intricacies of asymmetric bargaining have been documented for various economic environments. See Roth and Malouf (1979) for unstructured bargaining, Kagel et al. (1996) and Gneezy and Guth (2003) for ultimatum bargaining with asymmetric exchange rates, and Beckenkamp et al. (2007) for a repeated dilemma game.

<sup>4</sup>Mason et al. (1992) were the first to observe that asymmetric Cournot markets are less cooperative and take longer to reach an equilibrium than symmetric markets. In a companion paper, Mason and Philips (1997) study the interaction of cost asymmetries and two different information environments: with private information, players only know their own payoffs. The results show that asymmetric markets are unaffected by private vs. public information but symmetric markets are more cooperative when payoffs are common knowledge. Fonseca et al. (2005) analyze endogenous timing in an asymmetric duopoly, that is, the endogenous emergence of a Stackelberg leader and follower. They also conduct control treatments with standard simultaneous-move (and cost-asymmetric) Cournot duopolies which can be compared to the previous experiments and this paper. Finally, Normann et al. (2014) use symmetric and asymmetric Cournot duopolies to investigate the impact of the duration of an experiment.

Selten et al. (1997) asked student participants of a game-theory seminar to program repeated-game strategies for asymmetric Cournot duopolies. The setup differs to the other experiments because of an additional asymmetry of a fixed-cost parameter. The statistical significance of the results is somewhat difficult to assess because the group of subjects is relatively small and interacted repeatedly over the course of the entire term.

Asymmetries among firms can alternatively be modeled as differences in production capacities. For recent experiments with capacity-asymmetric firms, see Harrington et al. (2016) or Fonseca and Normann (2008). In

Cournot duopolies without any possibility of communication. Behavior settles roughly around the static Nash equilibrium, but there are some discrepancies: high-cost firms produce more than predicted, low-cost firms less. Aggregate output is, if anything, above (rather than below) the level predicted by static Nash equilibrium. The failure of asymmetric Cournot duopolies to collude tacitly is in contrast to the symmetric duopolies reported in these papers where typically some level of tacit collusion can be maintained (Huck et al. 2004).

We depart from these existing papers in two dimensions. First, we investigate whether asymmetric Cournot duopolies can overcome the failure to collude by using explicit communication. In our experiments, subjects can exchange typed messages that are basically unrestricted regarding their content or frequency. We know that such communication usually leads to very effective cooperation in symmetric oligopolies (recently, for example, Cooper and Kühn 2014, Fonseca and Normann 2012, and Harrington et al. 2016). It thus seems promising to extend the literature by studying how asymmetric Cournot duopolies operate when direct communication is available. We also run experiments where firms choose whether or not to communicate with one another.

A second innovation is that we introduce a contest for the role of the efficient firm in some of our treatments. As mentioned, existing asymmetric Cournot experiments found that quantities and payoffs are more equitable than predicted. We expect this effect to be less acute when players need to invest effort to become efficient (just as in the field, where firms engage in costly R&D to obtain a cost advantage). This aspect is missing in existing laboratory studies. In our “earned role” variants subjects have to conduct a tedious real-effort task (taken from Charness et al. 2014) before playing the Cournot part.<sup>5</sup> Subjects know that the best-performing participants produce at low cost, the others at high cost. We expect the discrepancies to static Nash to disappear in these treatments.

Our results are as follows. Without communication, firms fail to collude and essentially play the static Nash equilibrium, as suggested by the previous experiments. When explicit communication is available, the inefficient firms benefit whereas the efficient players lose.<sup>6</sup> Bargaining solutions do not predict outcomes well. Consistent with these findings, when the two firms are given the option to talk (that is, when communication is endogenous), it is the efficient firms that are more often disinclined to communicate. When the role of the efficient firm is earned in a contest, competitiveness is reduced without communication but increased when it is available. Moreover, with earned roles and when firms can talk, they often collude by producing equal amounts—a strategy unknown in the existing analyses of asymmetric Cournot oligopoly. We further employ coding analysis (Houser and Xiao 2011) to investigate the nature of the agreements reached in the treatments with communication and text-mining analysis

---

both studies, firms have the same preferences regarding prices, despite the asymmetry. Argenton and Müller (2012) study the role of cost asymmetry on collusion in experimental Bertrand duopolies with convex costs.

<sup>5</sup>There are several other experiments with “earned roles,” see, for example, Konow (2000), Fahr and Irlenbusch (2000) and Oxoby and Spraggon (2008). Pertaining to our research on the effect of earned roles are experiments on structured and unstructured bargaining studying entitlements. See, for example, Güth and Tietz (1986), Gächter and Riedl (2005) and Shachat and Swarthout (2013).

<sup>6</sup>Our experiments are conducted between subjects, so it is not the same subjects who “benefit” or “lose” when we compare treatments with and without communication.

(Moellers, Normann and Snyder 2017) to identify the language suitable for successful collusion.

## 2 Model and benchmarks

The stage game is a Cournot duopoly market with cost-asymmetric firms. Two firms, firm  $L$  and firm  $H$ , choose non-negative quantities,  $q_i$ ,  $i = L, H$ , as their actions. Their production costs are linear

$$C_i(q_i) = \theta_i q_i \quad i = L, H. \quad (1)$$

Assume  $\theta_L < \theta_H$ , that is, let firm  $L$  be the low-cost firm. Firms face linear inverse demand

$$p(Q) = \max \{ \alpha - Q, 0 \} \quad (2)$$

where  $Q = q_L + q_H$  denotes aggregate output. In the unique static Nash equilibrium (NE) of this game, firms produce

$$q_i^* = \frac{\alpha - 2\theta_i + \theta_j}{3}, \quad i, j = L, H; \quad i \neq j \quad (3)$$

provided cost asymmetries are not too large. Nash equilibrium profits are  $\pi_i^{NE} = (q_i^*)^2$ ,  $i, j = L, H$ . The monopoly output of firm  $i$  is

$$q_i^M = \frac{\alpha - \theta_i}{2}, \quad i, j = L, H \quad (4)$$

and the corresponding monopoly profit is  $\pi_i^M = (q_i^M)^2$ .

For collusion (tacit or explicit) to be a subgame-perfect Nash equilibrium, we need a repeated game. Accordingly, we consider infinitely many repetitions of the stage game where future payoffs are discounted by some discount factor  $\in (0, 1]$ .

Consider now the three different ways of producing collusive outputs, as mentioned in the introduction. First, the joint-profit maximum (JP) would require  $q_L = q_L^M$  and  $q_H = 0$  and imply a joint profit of  $(q_L^M)^2$ . Only when side payments are feasible can this profit be freely allocated between firms. Second, firms may alternately produce their preferred  $q_i^M$  (AM). The joint profit would be  $\gamma(q_L^M)^2 + (1 - \gamma)(q_H^M)^2$  where  $\gamma \in [0, 1]$  denotes the likelihood or relative frequency of the low-cost firm being the monopolist. (Equivalently, firms could divide the market and allocate individual consumers to firms.) Third, when both firms produce positive amounts in each period, they should produce Pareto-efficient quantities. To derive the Pareto frontier, rewrite the payoff functions as  $q_i = \pi_i / (p - \theta_i)$ . Summing this expression up over both firms gives:

$$Q = \frac{\pi_L}{p - \theta_L} + \frac{\pi_H}{p - \theta_H} \quad (5)$$

Solving for  $\pi_H$  and using  $Q = \alpha - p$  yields the Pareto frontier:

$$\bar{\pi}_H(\pi_L) = \max_p \left( \alpha - p - \frac{\pi_L}{p - \theta_L} \right) (p - \theta_H) \quad (6)$$



Equation (6) states that for any given level of payoffs of the low-cost firm,  $\pi_L \in [0, (q_L^M)^2]$ , the payoffs of the high-cost firm on the Pareto frontier,  $\bar{\pi}_H$ , can be found by adjusting the market price  $p$  such that  $\pi_H$  is maximized. This Pareto frontier is convex (Bishop 1960, Schmalensee 1987, Tirole 1988).

Next, firms need to resolve the bargaining problem of how much either firm is going to earn. We follow Schmalensee (1987) who suggests bargaining theory here. We assume min-max payoffs here as the disagreement points, denoted by  $\underline{\pi}_L$  and  $\underline{\pi}_H$ , not least since we analyze infinitely repeated games. The solution proposed by Kalai and Smorodinsky (1975)<sup>7</sup>, henceforth KS, maintains the ratios of the maximal payoffs ( $\pi_i^M$ ) players can obtain in addition to  $\underline{\pi}_i$ :

$$\frac{\pi_L^{KS} - \underline{\pi}_L}{\pi_L^M - \underline{\pi}_L} = \frac{\pi_H^{KS} - \underline{\pi}_H}{\pi_H^M - \underline{\pi}_H}, \quad (7)$$

where  $\pi_i^{KS}, i = L, H$ , are the payoffs of the low-cost and high-cost firm under the Kalai-Smorodinsky criterion. Roth's (1979) equal relative gains (ERG) suggests payoff increases proportional to the payoffs earned in the disagreement point:

$$\frac{\pi_L^{ERG}}{\underline{\pi}_L} = \frac{\pi_H^{ERG}}{\underline{\pi}_H}. \quad (8)$$

The equal split (ES) solution (Roth 1979)

$$\pi_L^{ES} = \pi_H^{ES} \quad (9)$$

has both firms earning the same absolute amount.

	Quantities			Profits			Welfare	
	$q_L$	$q_H$	$Q$	$\pi_L$	$\pi_H$	$\pi_L + \pi_H$	CS	TS
Nash equilibrium	30	18	48.0	900	324	1224	1152	2376
Joint-profit maximum	39	0	39.0	1521	0	1521	761	2282
Alternating monopoly	19.5	16.5	36.0	761	545	1306	653	1959
Kalai-Smorodinsky	18.6	17.0	35.6	790	516	1306	634	1940
Equal relative gains	23.2	13.2	36.4	965	391	1356	662	2018
Equal split	14.7	20.4	35.1	631	631	1262	616	1878

Table 1: Benchmarks. Notes: the entry to alternating monopoly is based on  $\gamma = 0.5$  here, implying that firms produce half of their preferred monopoly outputs (39 and 33) on average. CS and TS denote consumer surplus and total surplus, respectively.

<sup>7</sup>The Kalai-Smorodinsky solution exists even though, as pointed out by Schmalensee (1987), the bargaining set is non-convex in the case of asymmetric, linear costs. As was shown by Conley and Wilkie (1991) it is sufficient for the existence of the Kalai-Smorodinsky solution that the bargaining set is *comprehensive*, which holds for our model. In a later paper, Conley and Wilkie (1996) also extend the Nash (1950) solution to non-convex but comprehensive bargaining sets. This solution coincides with the Kalai-Smorodinsky solution and we omit it here.

The numerical values of our benchmarks given the experimental parametrization are reported in Table 1. We use  $\alpha = 91$ ,  $\theta_L = 13$  and  $\theta_H = 25$  and players choose from  $q_i \in \{0, 1, \dots, 45\}$ . The table presents the quantities, payoffs, consumer surplus (CS) and total surplus (TS, defined as the sum of profits and CS). The first row shows the static Nash equilibrium with continuous actions, as derived above. Due to the discretization of the action space in the experiment, two further Nash equilibria close to this equilibrium exist ( $(q_L, q_H) = (29, 19)$  and  $(31, 17)$ ). These equilibria are in pure and weakly dominated strategies. Moreover, the three equilibria have the same aggregate output. Table 1 also contains the joint-profit maximum, and the alternating monopoly solution (AM). For Pareto-efficient outcomes, we show the values for Kalai-Smorodinsky, equal relative gains, and equal split.

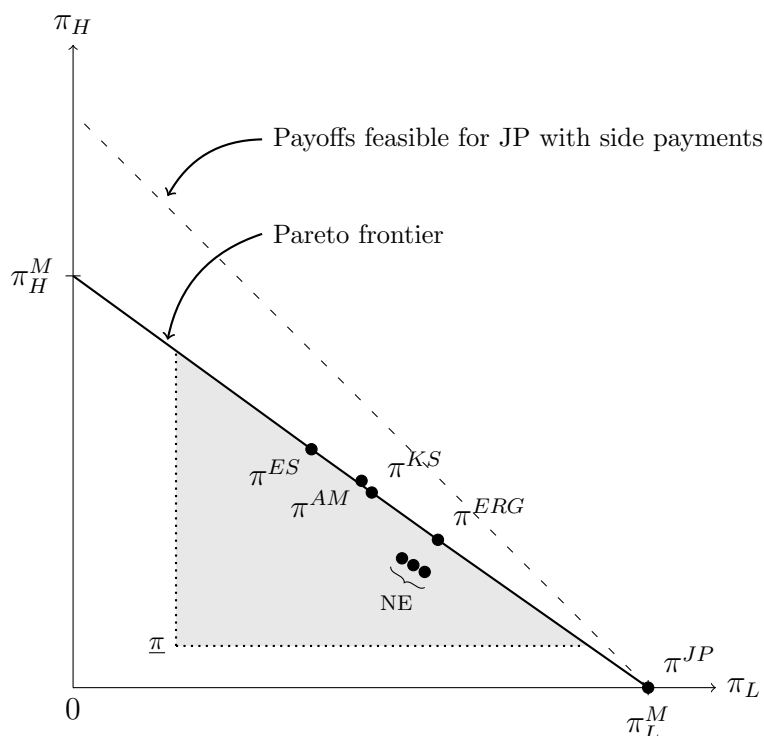


Figure 1: Feasible payoffs and bargaining solutions, plot for experimental parameters. The labels used are Nash equilibrium (NE), monopoly (M), joint-profit maximum (JP), Kalai-Smorodinsky (KS), equal relative gains, (ERG), equal split (ES); the min-max payoff vector is  $\underline{\pi}$ .

Figure 1 illustrates the three methods of producing collusive outputs and the bargaining solutions for the parameters of the experiment. The figure shows all three Nash equilibria, the Pareto frontier, the joint-profit maximum with side payments, and the alternating monopoly solution for  $\gamma = .5$  (each firm is the monopolist with 50 percent probability). Note that AM is not on the Pareto frontier but is (marginally) superior to it. The dotted lines delimit the outcomes that are Pareto superior to mutual min-max payoffs  $\underline{\pi} = (\underline{\pi}_L, \underline{\pi}_H)$ , with  $\underline{\pi}_L = 272.25$  and  $\underline{\pi}_H = 110.25$  (due to the maximum quantity in the experiment being 45). We also include the bargaining solutions (Kalai-Smorodinsky, equal relative gains, equal split) given firms are

on the Pareto frontier (when both firms produce a positive amount).<sup>8</sup>

Concluding, we comment on the incentive-compatibility of the collusive solutions in the infinitely repeated game. From Figure 1, it is evident that all benchmarks—with the exception of JP—can be sustained as subgame perfect equilibria in the repeated game. With optimal penal codes (Abreu, 1988) as the punishment strategy (players min-max each other for one period upon deviation), these outcomes would require a minimum discount factor of 0.28, 0.24, and 0.56 for Kalai-Smorodinsky, equal relative gains, and equal split, respectively. A formal derivation of the minimum discount factor with optimal penal codes as the punishment can be found in Appendix A. To make AM incentive-compatible for both firms would require  $\gamma \in [0.179, 0.899]$ , that is, the low-cost firm would need to be the monopolist between 18 and 89 percent of the time. These AM solutions would be Pareto superior to the min-max payoffs.

### 3 Experimental design

The experiments were implemented as a sequence of repeated games. The stage game of these repeated games are the exact Cournot duopoly outlined above. Participants had to play a total of five supergames. The reason for repeating the supergames is that subjects may need several attempts to learn how to play infinitely repeated supergames (Dal Bó 2005). Within each supergame, every period was played with the same partner (fixed matching), but different supergames were played with a different player (absolute stranger re-matching, Dal Bó 2005). Players kept the role of either the low-cost or the high-cost firm for the entire experiment. At the end of every stage game, play would continue for another period with a probability of 75 percent. When the computer determined the end of a supergame, a new supergame with a different partner started. The actual number of periods in every supergame was determined ex ante and was the same in all sessions. The duration of the five supergames were 6, 2, 5, 4, and 3 periods, respectively.

		Communication		
		No	Yes	Choice
Earned Roles	No	NoTalk-Random (110, 5)	Talk-Random (108, 5)	—
	Yes	NoTalk-Earned (106, 5)	Talk-Earned (106, 5)	ChooseTalk-Earned (66, 3)

Table 2: Treatment design. Below the treatment label, the number of participants for each treatment and the number of sessions (corresponding to the number of entirely independent observations) are given.

We have treatments with and without the opportunity to communicate (Talk and NoTalk), and with and without the possibility to earn the role of the efficient low-cost firm (Earned

<sup>8</sup>The bargaining solutions could also be applied to the joint-profit maximum and alternating monopoly. We refrain, however, from reporting these outcomes here because the joint-profit maximum is not feasible and (any form of) alternating monopoly turns out to be empirically irrelevant in our data.

and Random). We add to these four main treatments an additional variant (ChooseTalk) where subjects could choose whether or not to talk. (After a first look at the results, it became apparent that the potential sixth variant, ChooseTalk-Random, would not lead to any additional insights, so we decided to keep that treatment cell empty.) This creates the between-subjects design in Table 2.

The communication between players was implemented as follows. In the Talk treatments, subjects were allowed to communicate with the other firm once, prior to the start of each supergame. Communication was via typed messages, using an instant-messenger chat tool. Communication was unrestricted and subjects were allowed to exchange as many messages as they liked, however, they were not allowed to identify themselves. Unrestricted communication was important here because we wanted to allow players to discuss entire strategies, not just quantity targets (which could also be communicated through simple numeric announcements). The time to communicate was limited to three minutes in the first supergame, two minutes in the second supergame, and 90 seconds in supergames three, four, and five. In the ChooseTalk treatment, subjects had the opportunity to choose whether or not to talk. Communication was implemented only if both players opted for it (as in the Talk treatments) and a minor cost was imposed.<sup>9</sup> Finally, in the NoTalk-treatments, subjects had to post quantities in each period without being able to communicate with each other.

Our second treatment variable varied how the role of the efficient firm was allocated. In the Random treatments, one subject was assigned the role of the more efficient firm by a random computer move. In the Earned treatments, winners of a pre-play contest were awarded that role. Here, subjects participated in a real-effort task at the beginning of the experiment to determine their role. During a period of five minutes subjects were instructed to translate letters into numbers using a translation table with one column of letters and a second column displaying the corresponding numbers (Charness et al. 2014). In each session, the better-performing half of the participants were assigned the role of the low-cost firm and the rest the role of the high-cost firm. Participation in the effort task was voluntary and subjects could use their time as they wished as long as they did not interfere with the other subjects in the room. However, all our subjects decided to actively participate in the effort task.

## 4 Procedures

We provided written experimental instructions which informed subjects of all the features of the market (the instructions are available in a supplementary online appendix). Subjects were told they were representing one of two firms in a market. The experiments were computerized, using *z-Tree* (Fischbacher 2007). Subjects learned their role (firm with high or low costs) from the computer screen.

---

<sup>9</sup>The cost was kept deliberately small, such that the cost itself should not deter subjects from talking. Our design resembles that of Andersson and Wengström (2007), except that they impose a cost for each message. Our design differs from those experiments with a fully-fledged system of cartel fines and leniency (as in Hinlopen and Soetevent 2008 or Bigoni et al. 2012). See also our note in the Conclusion.

In every period, subjects had to enter their quantity in a computer interface. On the decision screen, subjects also had access to a profit calculator which allowed them to compute firms' payoffs and the market price from the hypothetical quantity choices of the low-cost and high-cost firm. Once all subjects had made their decisions, the period ended and a screen displayed the quantity choices of both firms and the market price. On the screen was also displayed the individual payoff of the current period and the accumulated payoffs up to that point but not the payoffs of the other firm. When a supergame ended, a subsequent screen informed the subjects that they would now be re-matched with a new partner.

The experiments were conducted at the DICElab of Heinrich Heine University from April to November 2015 and from March to December 2017. A total of 496 subjects participated in 23 sessions (five for the four main treatments, three for ChooseTalk). Subjects were mainly students and were randomly recruited (using ORSEE, Greiner 2015) from a pool of potential participants. Sessions lasted between 45 and 65 minutes.

Payments consisted of a show-up fee of 5€ plus the sum of payoffs attained during the course of the experiment. For payments, we used an experimental currency unit ("Taler"); 2,200 Taler were worth 1€. Payments were rounded to the next full 50 cent. Since the Earned treatments lasted longer, subjects received a participation fee of 4,000 Taler for taking part in the effort task. Average earnings were 11.47€.<sup>10</sup>

## 5 Results

We begin in section 5.1 by reporting treatment effects. Section 5.2 answers our first research question, whether firms manage to achieve supracompetitive outcomes at all. We do this by comparing the data to the point predictions of our benchmarks (static Nash equilibrium and collusive solutions). Section 5.3 investigates how exactly firms choose outputs (collusive or not) in the Talk treatments.

### 5.1 Treatment effects

We will initially focus on the four treatments NoTalk-Random, NoTalk-Earned, Talk-Random, and Talk-Earned, and we postpone the discussion of ChooseTalk-Earned to section 5.1.5 because

---

<sup>10</sup>As in previous asymmetric Cournot experiments, incentives for high-cost firms are arguably low here. One way of increasing the high-cost firms' payoff would be to change the exchange rate. In a meta-study of prisoners' dilemma experiments, Mengel (2017, footnote 7) points out that "linear transformations ... (payoffs being multiplied by a constant), ... or [changes such] as exchange rates (between experimental currency and 'real' currency) are thought not to affect behaviour, but to my knowledge this has never been directly tested". Increasing the payoff for the high-cost firms would, of course, also increase the payoff to the low-cost firms. Keeping constant the fixed-fee element, it would further increase the absolute payoff difference between player types which may have unintended effects. A related concern is that the use of an exchange rate (although common in economics experiments) might blur incentives in the sense that participants obtain a biased view of their actual earnings, for example, they might think that euro earnings are higher than they actually are. We are not aware of any economics experiments testing this hypothesis.

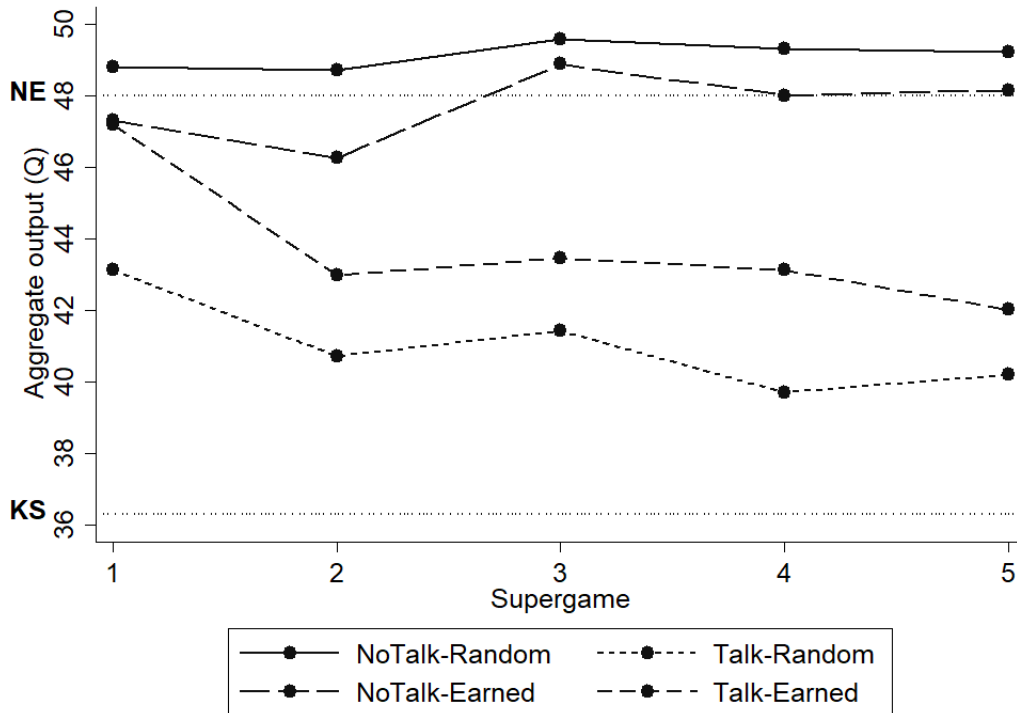


Figure 2: Aggregate quantities,  $Q$ , across supergames. For comparison, the static Nash equilibrium (NE) has  $Q = 48$  whereas, in the various collusive solutions,  $Q$  is approximately equal to 35 to 36, one of which is the Kalai-Smorodinsky solution (KS).

these results can be understood more easily once the impact of communication and earned roles become clear.

### 5.1.1 Overview and behavior across supergames

Figure 2 shows the total output ( $Q$ ) for each treatment across the five supergames. The effect of communication is immediate: Talk reduces output. The effect of Earned is less strong and depends on the communication mode: for NoTalk, the earned role reduces output but for Talk it increases it.

Figure 2 also shows that some learning is going on. In the Talk treatments, aggregate output decreases after the first supergame. Appendix B contains a more disaggregated version of Figure 2, documenting average aggregate quantities,  $Q$ , for all treatments, sessions, and periods separately. The learning effect we observe confirms that some repetitions of the repeated game are warranted to ensure that participants understand the experimental setting. In order to take this effect into account, we often discard the first supergame from the data in this section. Specifically, we do so for all non-parametric tests. Our results do not change qualitatively (in terms of tests being (in-)significant) when we include the first supergame or when we exclude more supergames. The comprehensive regression analysis in section 5.1.4 includes data from all supergames and employs “Supergame” as an explanatory variable.

Table 3 is the summary statistics of our study. It shows our main variables: aggregate and individual-level output, profit, consumer surplus, and total surplus. We will repeatedly refer to

this table in this results section.

	Quantities			Payoffs			Welfare	
	$Q$	$q_L$	$q_H$	$\pi_L$	$\pi_H$	$\pi_L + \pi_H$	CS	TS
NoTalk-Random	49.3 (0.71)	28.8 (0.64)	20.5 (0.74)	794 (22.6)	319 (16.8)	1113 (18.5)	1245 (32.7)	2358 (19.1)
NoTalk-Earned	48.1 (0.76)	28.4 (0.92)	19.7 (1.59)	811 (36.1)	322 (20.4)	1132 (25.9)	1190 (27.5)	2322 (21.1)
Talk-Random	40.5 (1.74)	18.7 (1.38)	21.9 (0.89)	666 (20.6)	541 (34.7)	1207 (27.7)	846 (78.3)	2053 (51.3)
Talk-Earned	43.1 (1.39)	22.8 (0.88)	20.2 (0.74)	759 (16.5)	447 (20.2)	1207 (20.1)	955 (59.7)	2162 (41.6)
Nash equilibrium	48.0	30.0	18.0	900	324	1224	1152	2376
Kalai-Smorodinsky	35.6	18.6	17.0	790	516	1306	634	1940

Table 3: Summary of treatment averages for outputs, profits, and welfare measures (standard deviations in parentheses, based on session averages), employing data from supergames 2 to 5.

### 5.1.2 The effect of communication

In sections 5.1.2 and 5.1.3, we conduct non-parametric tests in our empirical analysis, counting one session as one single observation. We conduct 20 tests in total in these two sections, so multiple-hypotheses testing may be an issue. We follow Benjamini and Hochberg (1995) who suggest controlling the false discovery rate, in our case at  $q^* = 0.05$  for this family of tests. For the tests conducted in 5.1.2 and 5.1.3, and adopting the Benjamini and Hochberg (1995) procedure, we reject a hypothesis if the  $p$ -value is less than or equal to 0.008. We report two-sided  $p$ -values.

Table 3 shows that, compared to the NoTalk treatments, Talk reduces aggregate outputs by 8.8 (Random) and 5.0 (Earned) quantity units, respectively. For both Random and Earned, this effect is statistically significant: non-parametric exact rank-sum tests yield  $p = 0.008$  in either case.

A look at the outputs of high- and low-cost firms separately (columns 2 and 3 of Table 3) indicates that the output reduction of the Talk treatments is largely due to the low-cost firms diminishing their output. Compared to NoTalk,  $q_L$  is reduced by 10.1 (Random) and by 5.6 quantity units (Earned) in the Talk treatments. These effects are significant (rank-sum tests, both  $p = 0.008$ ). Outputs produced by high-cost firms, by contrast, even increase in Talk, namely by 1.4 (Random) and 0.5 (Earned) but the effect is insignificant ( $p = 0.095$  and  $p = 0.421$ ). We conclude that the  $Q$ -reducing effect of communication is foremost due to the efficient firm reducing its output.<sup>11</sup>

<sup>11</sup>In Figure 7 in Appendix B, we provide the Kernel density estimates of the distribution of outputs. These illustrate the changes of  $q_L$  and  $q_H$ . In Talk-Random, the median outputs of the low-cost firm is even lower than for the high-cost firm.

We now turn to an analysis of profits and consumer surplus. As expected from the analysis of  $q_L$ , the low-cost firms earn less in Talk than in the NoTalk treatments ( $p = 0.008$  for Random and  $p = 0.056$  for Earned). In contrast, high-cost firms strongly benefit from the possibility to talk (both  $p = 0.008$ ).<sup>12</sup> In our setup, consumer surplus is affected by aggregate output only: any reduction of  $Q$  also reduces CS. It follows that consumers significantly lose when Talk is introduced (test and  $p$ -value would be as above for  $Q$ ).

### 5.1.3 The effect of earned roles

Figure 2 and Table 3 show the ambiguous effect the contest for the role of the efficient firm has:  $Q$  is smaller when comparing NoTalk-Earned to NoTalk-Random but it is larger when comparing Talk-Earned to Talk-Random (for our cutoff  $p = 0.008$ , rank-sum tests are insignificant at  $p = 0.032$  for NoTalk and  $p = 0.056$  for Talk). The reduction of  $Q$  in NoTalk-Earned (compared to NoTalk-Random) results from both firm types insignificantly reducing their output ( $p = 0.310$  for high-cost firms and  $p = 0.548$  for low-cost firms). For Talk-Earned vs. Talk-Random, the increase is due to the low-cost firm significantly increasing its output ( $p = 0.008$ ).

As for profits, we find that the earnings of both firm types do not vary between NoTalk-Earned and NoTalk-Random ( $p = 0.310$  for the low-cost firm and  $p = 0.841$  for the high-cost firm). In Talk-Earned a profit increase of the low-cost firm ( $p = 0.008$ ) and a profit decrease of the high-cost firm ( $p = 0.008$ ) result (compared to Talk-Random). Consumer surplus decreases insignificantly in NoTalk-Earned compared to NoTalk-Random and increases insignificantly in Talk-Earned (see the corresponding tests on  $Q$  above).

The data suggest the following interpretation: whereas in Talk-Random the low-cost firm's profits are very much centered around the equal split and have little density toward higher profits, the Talk-Earned treatment has a substantial amount of density for profits of 800 and above toward the Nash equilibrium level (see also the Kernel density estimates of the distributions of profits in Figure 8 in Appendix B). Nevertheless, even in Talk-Earned a large fraction of low-cost firm subjects still reach profits close to the equal split.

### 5.1.4 Regression analysis

To complement the non-parametric tests, we run linear regressions. We include the data from all supergames. As regressors, we use treatment dummies (Talk, Earned, Talk  $\times$  Earned) and the cardinal variable Supergame (from 1 to 5) plus the Supergame interactions with all treatment dummies to capture learning across the five repetitions of the repeated game. To account for the relatively small number of clusters of our sample, we follow Cameron et al. (2008) and bootstrap our standard errors using a wild cluster bootstrap-t procedure. Applying the Benjamini and Hochberg (1995) procedure and employing a false discovery rate of  $q^* = 0.05$ , here we reject a hypothesis if the  $p$ -value is less than or equal to 0.009.

---

<sup>12</sup>The Kernel density estimates of the distribution of profits in Figure 8 in Appendix B nicely illustrate this: there is a substantial downward shift in the density of the low-cost firm's profit and a corresponding upward shift for the high-cost firm.



Table 4 reports the results. Regression (1) regresses  $Q$  and confirms that the treatment effect due to Talk is statistically highly significant. Comparing regressions (2) and (3) reveals that the reduction of total output can be traced back to the low-cost firm that significantly reduced its output. This confirms the results of the non-parametric tests. Importantly, the interaction term Supergame  $\times$  Talk is significant in regressions (1) and (2) which documents a substantial learning effect that augments the respective treatment effect over the course of the supergames.

The regressions also confirm the treatment effects due to Earned as documented in section 5.1.3. In regression (1), Talk  $\times$  Earned is highly significant and shows that the contest for the role of the efficient firm increases aggregate output in Talk. This interaction term is also significant in regression (2) which suggests that the output increase in Talk stems from an increase in output of the low-cost firm. This is to the detriment of the payoff of the high-cost firm. Result 1 summarizes our findings from the non-parametric tests and the regression analysis.<sup>13</sup>

Dep. variable	Quantities			Payoffs	
	(1) $Q$	(2) $q_L$	(3) $q_H$	(4) $\pi_L$	(5) $\pi_H$
Talk	-5.117***,† (0.930)	-6.811***,† (1.279)	1.694** (0.890)	-75.06***,† (21.58)	131.9***,† (27.33)
Earned	-1.714* (0.880)	-0.705 (1.469)	-1.009 (0.974)	42.26 (33.50)	-6.844 (32.19)
Talk $\times$ Earned	5.789***,† (1.560)	5.679***,† (1.661)	0.110 (1.357)	16.17 (37.00)	-119.4***,† (40.16)
Supergame	0.150 (0.239)	0.236 (0.266)	-0.0860 (0.222)	11.00* (6.284)	-2.615 (4.600)
Supergame $\times$ Talk	-0.968***,† (0.374)	-0.860***,† (0.290)	-0.108 (0.276)	-14.02** (6.350)	22.95***,† (6.255)
Supergame $\times$ Earned	0.149 (0.306)	0.0635 (0.305)	0.0853 (0.222)	-7.137 (7.288)	2.713 (5.685)
Supergame $\times$ Talk $\times$ Earned	-0.563 (0.524)	-0.304 (0.391)	-0.259 (0.325)	15.96** (7.852)	6.792 (9.854)
Constant	48.75***,† (0.796)	27.97***,† (1.135)	20.78***,† (0.656)	754.6***,† (17.78)	328.3***,† (23.37)
Observations	4,300	4,300	4,300	4,300	4,300
R-squared	0.135	0.241	0.020	0.079	0.210

Bootstrapped standard errors in parentheses

\*\*\*  $p < 0.01$ , \*\*  $p < 0.05$ , \*  $p < 0.1$ , † significant using Benjamini-Hochberg (1995) procedure.

Table 4: Ordinary least-squares regressions for outputs and payoffs, data include supergame 1. Bootstrapped standard errors clustered at the session level.

**Result 1.** *Compared to NoTalk, (i) aggregate output decreases in Talk. (ii) The reduction of aggregate output in the Talk treatments is due to the low-cost firm reducing its output, implying lower payoffs for the low-cost firm and higher payoffs for the high-cost firm. (iii) Compared*

<sup>13</sup>Table 6 in section 5.2 below replicates regression (1) in Table 4 without the *Supergame* variables and likewise supports Result 1.

to *Talk-Random*, aggregate output increases due to the low-cost firm increasing its quantity in *Talk-Earned*, implying that the high-cost firm earns less.

### 5.1.5 Endogeneous communication

In the four treatments reported so far, the feasibility of communication was exogenously imposed by the experimenter. What happens when firms can freely choose whether or not to chat? We saw that the efficient firms do not gain from communication, so will they choose to talk here at all?

In the ChooseTalk-Earned treatment (see Table 2), subjects had the choice of whether to communicate with the other firm in the market. At the beginning of every supergame, subjects were asked whether they wanted to communicate. Exchanging messages was only enabled when both subjects chose to talk. Only if they agreed to chat, a cost of 5 Taler was deducted from the account of both firms. As in the other Talk treatments, communication (if enabled) was possible at the beginning of each supergame but not in-between rounds of the same supergame.

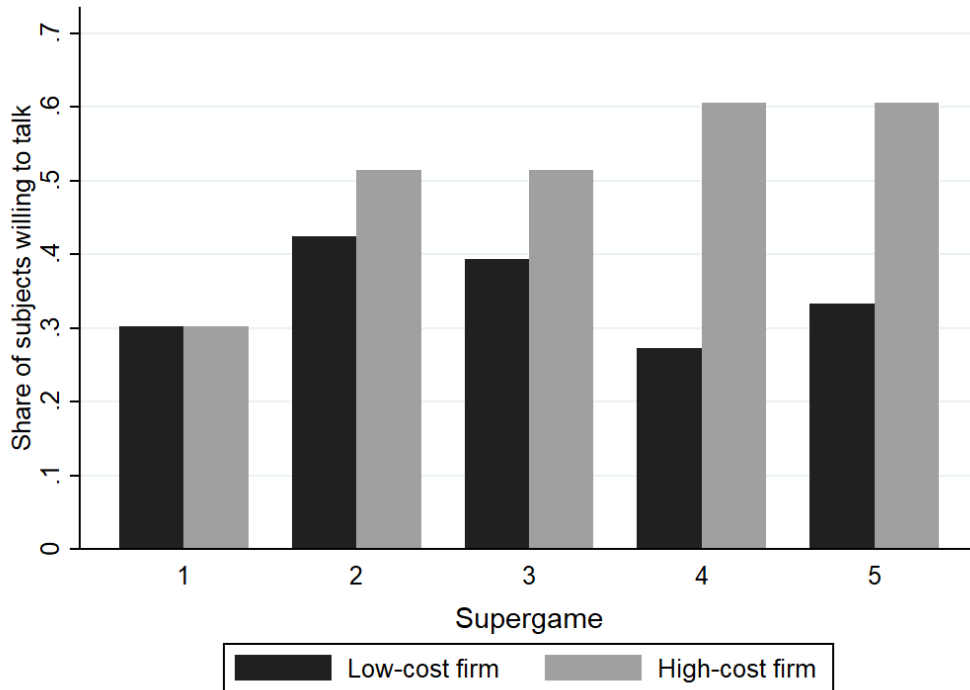


Figure 3: Willingness to talk over supergames in ChooseTalk, black bars indicate efficient firms.

Figure 3 shows for both cost types and the supergames the share of subjects willing to talk. The following observations are statistically significant in the regressions in Table 5. Again, we apply the Benjamini and Hochberg (1995) procedure with a false discovery rate of  $q^* = 0.05$ , and we reject a hypothesis if the  $p \leq 0.007$ . Regressions (1) and (2) of Table 5 show that inefficient firms (see the coefficient of “High Cost”) are more willing to talk. Over the course of the supergames, the proportion of inefficient firms that are willing to talk increases (positive and significant High Cost  $\times$  Period coefficient in regression (3)). It follows that the difference between firm types becomes larger in later supergames.

Dependent variable	(1)	(2)	(3)
		Willingness to talk	
High Cost	0.420***,† (0.154)	0.422***,† (0.155)	-0.0654 (0.0906)
Period		0.0206***,† (0.00594)	-0.0542***,† (0.0181)
High Cost × Period			0.0496***,† (0.0106)
Constant	-0.818***,† (0.226)	-1.022***,† (0.207)	-0.287***,† (0.0464)
Observations	330	330	330
Bootstrapped standard errors in parentheses			
*** p<0.01, ** p<0.05, * p<0.1, † sign. using Benjamini-Hochberg (1995)			

Table 5: Probit regressions in ChooseTalk, dummy *Willingness to talk* is the dependent variable. Bootstrapped standard errors clustered at the session level. The variable High Cost takes a value of zero for the low-cost firm, and a value of 1 for the high-cost firm. Data from all supergames are used.

Of course, the low-cost firms' limited inclination to talk implies that the two firms rarely agree to talk. The fraction of markets where communication is enabled is 6.1% in the first supergame and stabilizes between 18.1% and 21.3% in the subsequent supergames.

Concluding this section, we briefly compare the outcomes of the duopolies with communication enabled to those without chat and find that, with one exception, results do not differ in the corresponding treatment with exogenously imposed communication mode. Without communication, average quantities are rather close to the values of NoTalk-Earned ( $Q = 50.2$  (std. err. 0.26),  $q_L = 29.5$  (0.27),  $q_H = 20.7$  (0.29)). With communication, results resemble those of the Talk-Earned treatment ( $Q = 42.6$  (0.61),  $q_L = 21.4$  (0.71),  $q_H = 21.1$  (0.66)). We conclude that selection effects in the treatment with endogenous communication are moderate.

**Result 2.** *When firms can choose whether to communicate at a cost, (i) high-cost firms are more inclined to do so than low-cost firms, and (ii) only roughly one in five duopolies agree to talk.*

## 5.2 Comparisons to point predictions

Whereas section 5.1 compares treatments, this section compares market outcomes to the point predictions (static Nash equilibrium, collusive solutions). We assess an outcome as supracompetitive whenever aggregate output is below the static Nash equilibrium level. If so, such outcomes would reduce consumer surplus compared to the Nash benchmark.<sup>14</sup> From previous

<sup>14</sup>Alternatively, one could label these outcomes as (tacitly) collusive (Phlips 1995, ch. 1; Ivaldi et al. 2003, p. 4; Harrington et al. 2016)—which is not to say that such behavior is illegal or necessarily involves communication

results in the literature, we expect that the NoTalk outcomes will not be supracompetitive whereas the Talk variants will be. For the Talk variants, our collusive solutions are the point predictions for aggregate output.

We use a regression analysis of aggregate output and post-estimation Wald tests to assess the differences to the numerical point predictions. Table 6 regresses  $Q$  on the treatment variables only and thus replicates the treatment averages reported in Table 3. Based on these estimates, we run the Wald tests. The Benjamini and Hochberg (1995) procedure with a false discovery rate of  $q^* = 0.05$  suggests we reject a hypothesis here if  $p \leq 3 \times 10^{-5}$ .

Dependent variable	$Q$
Talk	-8.751*** (0.852)
Earned	-1.209** (0.473)
Talk $\times$ Earned	3.629*** (1.130)
Constant	49.32*** (0.312)
Observations	3,010
R-squared	0.185
Bootstrapped std. err. in parentheses	
*** p<0.01, ** p<0.05, * p<0.1	

Table 6: Ordinary least-squares regression for aggregate output, employing data from supergames 2 to 5.

In the NoTalk treatments, the aggregate output,  $Q$ , fits reasonably well with the Nash equilibrium prediction of  $Q = 48$ . From tables 3 and 6, we find  $Q = 49.3$  for NoTalk-Random and  $Q = 48.1$  for NoTalk-Earned. A Wald test suggests that the average  $Q$  in NoTalk-Random even lies significantly above (rather than below) the Nash prediction ( $p = 3 \times 10^{-5}$ ). NoTalk-Earned does not differ from Nash ( $p = 0.753$ ). We conclude that there are no supracompetitive outcomes in the NoTalk-treatments.

While aggregate output in our NoTalk-Earned treatment exactly matches the Nash equilibrium predictions, some discrepancies with the static Nash equilibrium at the cost-type level remain. In Table 3 we see that the efficient low-cost firm produces less than its Nash equilibrium quantity and the high-cost firm's output is higher than its Nash equilibrium choice.<sup>15</sup> These results are in line with the experiments cited above.<sup>16</sup>

(Ivaldi et al. 2003, footnote 2).

<sup>15</sup>Figure 7 in Appendix B illustrates that for both NoTalk treatments the median low-cost firm output is less than the predicted 30. For the high-cost firm the median is above 18.

<sup>16</sup>Since all existing asymmetric Cournot experiments were also conducted with linear demand and cost, we can normalize the results by using the ratio of actual and Nash equilibrium output,  $q_i/q_i^{NE}$ , for a detailed comparison. For  $q_L$ , we find that this ratio varies between 0.96 and 0.99 in previous studies compared to 0.95 (Earned) and 0.96 (Random) for our two NoTalk treatments. For  $q_H$ , the  $q_i/q_i^{NE}$  ratio in previous studies

The outputs in the Talk treatments are clearly below the Nash point prediction. Averages of  $Q = 40.5$  (Talk-Random) and  $Q = 43.1$  (Talk-Earned) are significantly below the  $Q = 48$  benchmark (Wald tests,  $p < 3 \times 10^{-5}$ ). Having said that, the outputs are significantly above the level suggested by Kalai-Smorodinsky, equal relative gains and equal split (Wald tests,  $p < 3 \times 10^{-5}$ ).

Figure 4a shows the profit outcomes in the  $\pi_L$ - $\pi_H$  space for all four treatments at the session level. Each dot represents the average of one session across supergames 2 to 5. The figure shows that there is relatively little heterogeneity at the session level. NoTalk outcomes (square and triangular dots) are close to the static Nash equilibrium, the communication in Talk shifts payoffs toward the equal split outcome. We see that the Kalai-Smorodinsky and equal relative gains solutions do not play a role.

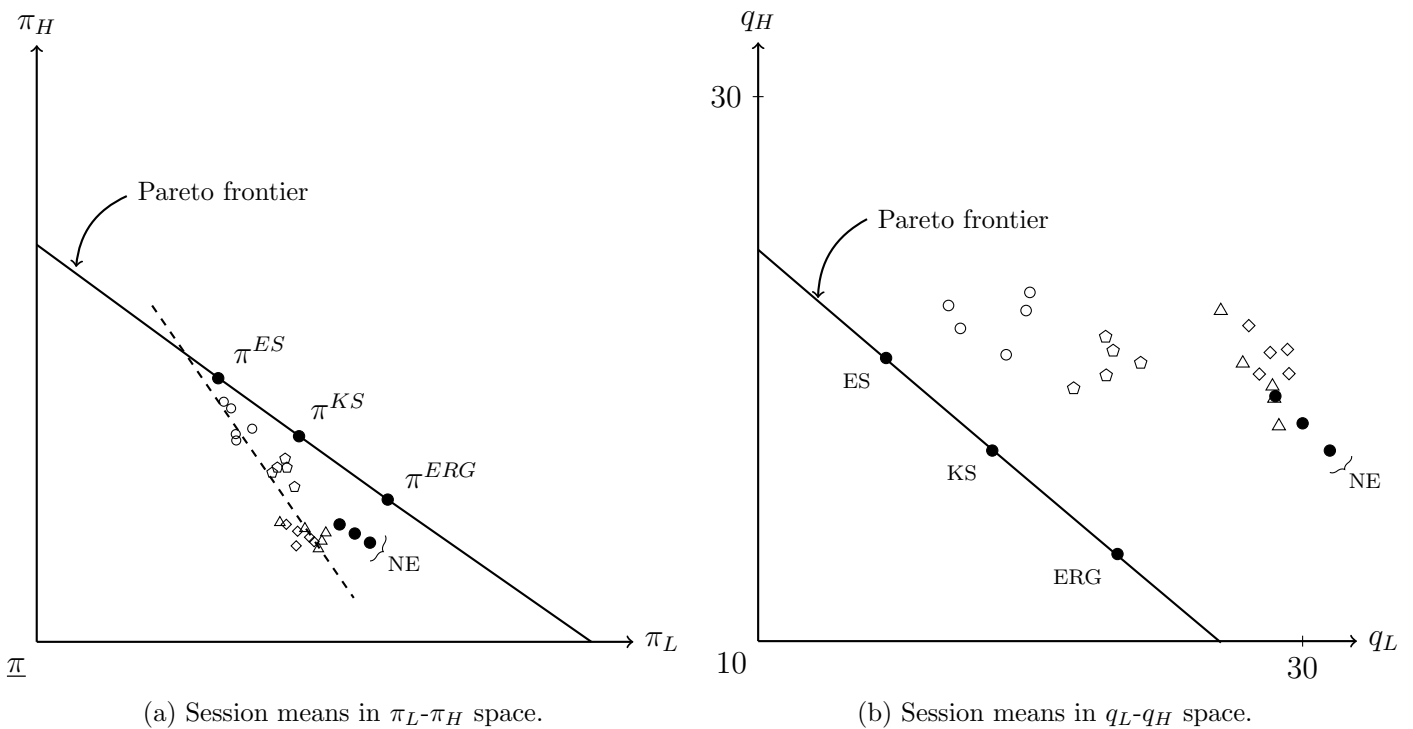


Figure 4: Session means and benchmarks. The labels used are Nash equilibrium (NE), Kalai-Smorodinsky (KS), equal relative gains, (ERG), equal split (ES); the min-max payoff vector is  $\underline{\pi}$ . The dashed line shows a linear regression of session averages, suggesting  $\pi_H = 1499 - 1.44\pi_L$  with an  $R^2$  of 0.83. Some of the data points are slightly tilted for better readability. Data from supergames 2 to 5 are used.

Average profits are remarkably well organized by an (ad hoc) linear regression line – the dashed line in Figure 4a. Starting from the triangular NoTalk-Earned dots, session averages in the other treatments “move” along this line toward the equal split where the round Talk-varies between 1.03 and 1.09, and it is 1.09 (Earned) and 1.14 (Random) in our case. This confirms that our results are in line with previous results. In terms of aggregate output, however, our NoTalk-Earned is the only dataset to hit  $Q/Q^{NE} = 1.00$ .

Random dots are close to the equal split point. The slope of the regression line is  $-1.44$ , indicating that joint profits increase when the efficient firm earns more. All Talk session averages, however, lie to the north-west of the triangular NoTalk-Earned dots, indicating that only the high-cost firm gains from talking. The regression line suggests that sessions settle between the polar points Nash equilibrium and equal split.

Figure 4b details the corresponding  $q_L$ - $q_H$  output combinations. As in Figure 4a, each marker indicates one session average from supergames 2 to 5. The data suggest a similar picture as the one in the  $\pi_L$ - $\pi_H$  space. The NoTalk outcomes are close to the static Nash equilibria while the Talk observations can be found between  $ES$  and the static Nash equilibria.

**Result 3.** *(i) In the No-Talk treatments, outcomes are not supracompetitive with aggregate output at the static Nash equilibrium level. (ii) In the Talk treatments, outcomes are supracompetitive with aggregate output below the Nash equilibrium. (iii) The Kalai-Smorodinsky and equal relative gains benchmarks do not successfully predict bargaining outcomes.*

### 5.3 The nature of the cheap-talk arrangements

To answer our second research question (“how do firms collude?”), we examine the nature of the arrangements firms concluded in the Talk treatments. By arrangement, we mean the cheap-talk promises and agreements they made, not the actual output decisions. Since there is no communication in NoTalk, we focus here on Talk-Random and Talk-Earned.

To identify such arrangements in the chat of our 535 market pairs in Talk, we recruited two coders and provided them with incentives to code the chat data (Houser and Xiao 2011). We asked them to independently judge every chat dialog for whether a mutual and clearly specified agreement was present. Both were paid 10 cents for every evaluated market pair if and only if they both drew the same conclusion regarding the agreement status. Their evaluations matched for 91% of market pairs. A measure of inter-coder reliability, Cohen’s kappa, is  $\kappa = 0.80$  which can be considered high.

The majority of market pairs in our Talk treatments decided to agree on a clearly specified joint production plan. In the Talk-Random sessions 77.8% of the markets came to an agreement whereas in the Talk-Earned sessions this rate was 59.9%. The difference is not significant (probit regression,  $p = 0.336$ , details available upon request). Only 2.8% of market pairs did not make any use at all of the possibility to exchange messages.

Figure 5 gives an impression of the different and most prominent types of arrangements in the two Talk treatments. In Talk-Random, we note that a substantial share of firms (89.3%) agreed on either the equal split or other allocations in which the more efficient low-cost firm produces a smaller amount than the high-cost firm.<sup>17</sup> Those arrangements with  $q_L < q_H$  that do not fully imply the equal split nevertheless have a strong similarity to it. Outputs in these cases were, on average,  $(q_L, q_H) = (15.6, 22.4)$ . Most prominent among the arrangements not covered

---

<sup>17</sup>We included the following arrangements in the bin for the equal split:  $(q_L, q_H) \in \{(14, 20), (14, 21), (15, 20), (15, 21)\}$ .

by the previous bins are arrangements on equal quantities ( $q_L = q_H$ ) with about 6.6% of the arrangements in that treatment. In Talk-Earned, arrangements at or close to the equal split still amount to about 35.4% but are clearly much more rare. With 40.9%, the most frequent type of agreement has both firms producing the same output. The vast majority of these arrangements (73.1%) involve quantities of 19 or 20 and almost all other observations have slightly lower quantities. In a multinomial logistical regression (with “Other” as the base category, details available upon request), Earned significantly reduces the likelihood of equal-split arrangements ( $p = 0.003$ ) and the likelihood of other arrangements with  $q_L < q_H$  ( $p = 0.001$ ).

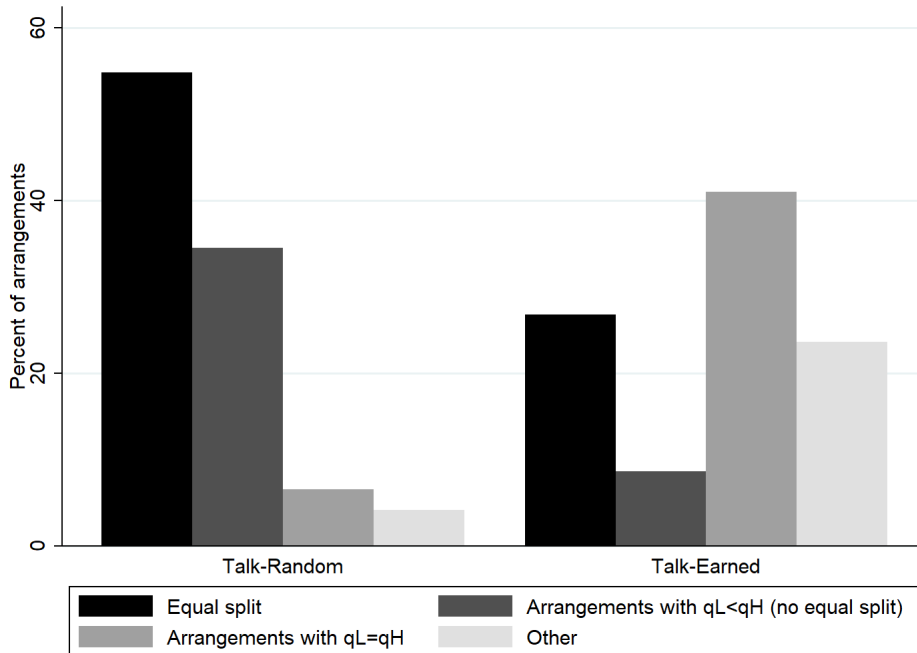


Figure 5: Distribution of different types of arrangements, that is, the agreed upon output pairs, conditional on reaching an agreement. Data from supergames 2 to 5 are used.

The equal-output arrangements are somewhat surprising at first sight and they do not appear in our list of benchmarks. In our data, equal quantities give the low-cost firm a payoff advantage when compared to the equal-split outcomes. In fact, almost all arrangements of this type involve  $q_L = q_H = 19$  or  $q_L = q_H = 20$  whereas the Pareto-efficient arrangements (conditional on  $q_L = q_H$ ) range from  $q_L = q_H = 16$  to  $q_L = q_H = 20$ . In other words, among the plausible  $q_L = q_H$  arrangements, those favoring the low-cost firm are chosen almost throughout. To a certain extent, the efficient firm seems to make use of its cost advantage when roles in the Talk treatments are Earned.

In Appendix C, we provide further details concerning the arrangements in the Talk treatments. We study the stability of the arrangements over the course of the supergame. We will see that, even though players often agree on the equal-split solution, it is the deviations of low-cost players that prevent them from achieving an equal split (as seen in Figure 4).

**Result 4.** (i) *In the Talk variants, firms frequently come to an arrangement during the chat phase.* (ii) *The modal arrangement is  $\pi_L = \pi_H$  in Talk-Random and  $q_L = q_H$  in Talk-Earned.*

Concluding this section, we refer the reader to Appendix D where we offer a text-mining analysis of the chat data. We analyze what kind of language supports supra-competitive behavior.

## 6 Discussion

In this section, we further discuss the symmetric outcomes observed in our Talk data. Are there related results in the literature? How can we explain these results? And how do the NoTalk data relate to these findings?

Our analysis suggests that players often make use of symmetry criteria (equal payoffs, equal outputs) to reach an agreement. While equal-payoffs outcomes occur rather regularly in bargaining experiments, the equal-quantity arrangements seem more surprising, at least at first sight. We found a few similar results in the literature, though.

Roth and Malouf (1979) analyze an asymmetric, dynamic, and unstructured bargaining experiment. Communication between players was possible. Two participants have to agree on a division of one hundred lottery tickets which determine the probability of winning a prize, worth three times as much to one of the players. Roth and Malouf (1979) detect two types of agreements, the equal probability of winning (implying different expected payoffs), and the equal expected payoff (three-quarter probability of winning for the low-prize subject). These findings bear similarity to our equal quantities and equal payoffs arrangements, respectively.

Keser et al. (2014) and Keser et al. (2017) study linear public-good experiments in which players have asymmetric endowments. They note that subjects tend to follow a “fair-shares” rule: players coordinate on equal contributions relative to the endowment. This is necessary to make the high-endowment players benefit from the cooperation. When the degree of asymmetry in the endowments becomes too large, such that the efficient players would fail to benefit from the agreement, however, the norm shifts from equal relative to equal absolute contributions (Keser et al. 2014). The last result seems comparable in spirit to the equal-quantity scheme we observe.

The use of symmetry criteria may be explained by other-regarding preferences, foremost in the Talk variants. In Fehr and Schmidt (1999) and Bolton and Ockenfels (2000), all else equal, players prefer the equal split and, in most symmetric bargaining experiments, the equal split is ubiquitous. Our players are asymmetric, though. Nevertheless, the frequently observed equal split in our Talk data may be due to the fact that players are ex-ante symmetric when they arrive in the lab and only a random move gives some of them a cost advantage. Also, the communication may weaken social distance, thereby increasing the prevalence of symmetric outcomes (Hoffman et al. 1996). When the cost advantage is earned in a contest, the situation differs: low-cost firms invest costly effort; high-cost firms either invest less effort or are less capable. The role of the efficient firms is not due to luck any more but merit. As a result, we



see fewer equal-split outcomes and efficient firms earn more. In these cases, we have a more obvious pluralism of fairness norms. Consider the following excerpt from the communication data of Talk-Earned:<sup>18</sup>

Firm 1: Hello  
 Firm 2: 21 me and 15 you, then we both get 630. That's fair. And like this in every round. Ok?  
 Firm 1: Not bad .. but I need to have an advantage for being firm 1 [...]  
 Firm 2: Why? That was luck. Why not fair?  
 Firm 1: No. I won.

The quote illustrates the conflict between what is perceived or declared as a fair norm. It also shows that statements about fair norms will often be self-serving. See Konow (2000) and Capellen et al. (2007) for a detailed theoretical and experimental analyses of such norm pluralism.

Other-regarding preferences may also contribute to the understanding of our NoTalk results. The static Nash equilibrium is accompanied by substantial payoff asymmetries of  $\pi_L^{NE} - \pi_H^{NE} = 900 - 324 = 576$  (see Table 3). Reducing this payoff inequality is rather cheap for the inefficient firm: increasing its output by one output unit implies a payoff difference of only  $\pi_L - \pi_H = 870 - 323 = 547$ . In other words, at a cost of only one payoff unit, inefficient firms can reduce the payoff inequality by 29. This can explain why outputs are close yet significantly above the static Nash equilibrium in NoTalk-Random (and in the previous Cournot experiments).

Finally, we note that Result 1 suggests an apparently contradicting effect of earned roles (insignificant decrease of  $Q$  in NoTalk, significant increase of  $Q$  in Talk). Either way, however, play is pushed toward the static Nash-equilibrium benchmark. Earned roles reduce the market price in Talk (output increase) and reduces the excess competition in NoTalk (output decrease). In NoTalk-Earned, the role of the efficient firms is won by merit. This may reduce players' inequality aversion and reduce aggregate output toward Nash.

## 7 Conclusion

How should firms collude in asymmetric Cournot oligopolies? There is no straightforward answer to this question. Asymmetric Cournot markets are intricate because there are many focal points and such oligopolies are accompanied by bargaining problems, inefficiencies (Bishop 1960, Schmalensee 1987, and Tirole 1988), and tight incentive constraints (Ivaldi et al. 2003). The main research questions of this paper are simple: Do firms manage to collude at all in asymmetric Cournot markets and, if so, how?

The first set of findings concerns our duopolies with (exogenously imposed) explicit communication. They have both firms produce positive amounts in each period (an alternative

---

<sup>18</sup>In the communication data, “firm 1” refers to the low-cost firm while “firm 2” refers to the high-cost firm.

technology, alternating monopoly, is occasionally discussed in the chats but are largely dismissed and are not present in the data). Often, firms fix output combinations implying equal profits or revert to an equal-output strategy. As for the set of results concerning the bargaining outcome, we find that almost all the gains from explicit communication go to the inefficient firm. Only when the role of the efficient firm is earned in a contest do the low-cost firms perform somewhat better.

When subjects endogenously choose whether to communicate at a cost, we observe a tendency of the efficient firms to favor communication less often than the inefficient firms. Firms rarely agree to talk. Efficient firms could ask for more in the chat but, instead, they avoid communication altogether and play the non-cooperative solution.

Existing asymmetric Cournot experiments (Mason et al. 1992, Mason and Philips 1997, Fonseca et al. 2005, and Normann et al. 2014) are without communication and report average behaviors close to the static Nash equilibrium, with some discrepancies at the aggregate and individual output level. We add to this literature by demonstrating that allocating the role of the efficient firm through a contest is suitable for removing some of those discrepancies: aggregate output exactly matches the Nash prediction in our “earned role” treatment.

Our experimental design does not involve a (hypothetical) cartel authority imposing cartel fines for talking (Fonseca and Normann 2012) and possibly offering leniency (Hinlopen and Soetevent 2008, Bigoni et al. 2012). If it did, we would not be able to compare the outcomes of the communication and no-communication treatments. As a result, however, the frequency of cartelization we observe is merely an upper bound of what could be expected in the field. As in the literature on cheating on taxes, the probability of detection is an important variable for collusion. We also acknowledge that the nature of arrangements may change conditional on how the detection probability and fines depend on the agreement.<sup>19</sup> We think adding a hypothetical cartel authority which may impose fines is an interesting idea for future research.

Last but not least, we would like to comment on the external validity of our findings. External validity is always a crucial issue in laboratory experiments, particularly for experiments in industrial organization. There are some striking parallels between lab and field evidence when it comes to this paper’s results. With explicit communication, our finding that the inefficient firm is able to command more of the gains from cooperation has a parallel in the cartel case against lysine producers. In that case, relatively small firms were able to hold up the larger firms for a larger percentage share of the market. Eichenwald (2000, ch. 8) provides a detailed description of the bargaining process made by the colluding asymmetric firms that is closely related to our main research question. Symeonidis (2003) analyzes a large set of legal cartels that occurred in the United Kingdom. He finds that explicit cartels are rare in concentrated industries. Symeonidis (2003) explains this finding by noting that concentration is often accompanied by asymmetries, and these hinder collusion. This corresponds to our finding that explicit cartels seldom emerge when communication is an option.

---

<sup>19</sup>See Bos et al. (2017) for a recent theory paper on how competition policy affects cartel overcharges. In a field-data study, Normann and Tan (2014) show that the profitability of a cartel differed during a period where it was officially exempted from cartel prosecution.

There are also parallels between lab and field data when it comes to cooperation without communication. Our data and previous work show that there is no tacit collusion in asymmetric duopolies. The reason why we did not investigate oligopolies with more firms is that tacit collusion in the lab is largely confined to duopolies (Huck et al. 2004). In the field, Kovacic et al. (2007) investigate the efficacy of tacit collusion after episodes of explicit cartelization. Specifically, they analyze for the vitamins cartels the pre- and post-plea prices for various products involving different numbers of firms. They find that duopolies successfully colluded tacitly after the explicit cartel was busted by the authorities. By contrast, three- and four-firm markets quickly lowered prices. So “two are few and four are many” (Huck et al. 2004, cited in Kovacic et al. 2007) also holds for post-cartel behavior in the field. Indirect evidence supporting the same notion comes from Davies, Olczak, and Coles (2010). They analyze EU merger decisions to identify the criteria the European Commission employs in coordinated-effects cases, that is, in cases where a merger is likely to facilitate coordination in the post-merger market. They find that, from the perspective of the Commission’s decisions, tacit collusion is restricted to duopolies. As for (a)symmetries, they note that tacit collusion can occur only with “more or less symmetric players.” They emphasize that both findings are consistent with the experimental evidence (for example, Fonseca and Normann 2008, or recently Harrington et al. 2016).

## References

- Andersson, Ola and Erik Wengström**, “Do Antitrust Laws Facilitate Collusion? Experimental Evidence on Costly Communication in Duopolies,” *The Scandinavian Journal of Economics*, 2007, 109 (2), 321–339.
- Argenton, Cédric and Wieland Müller**, “Collusion in Experimental Bertrand Duopolies with Convex Costs: The Role of Cost Asymmetry,” *International Journal of Industrial Organization*, 2012, 30 (6), 508–517.
- Beckenkamp, Martin, Heike Hennig-Schmidt, and Frank P Maier-Rigaud**, “Cooperation in Symmetric and Asymmetric Prisoner’s Dilemma Games,” *Working Paper, Max Planck Institute for Research on Collective Goods*, 2007.
- Bigoni, Maria, Sven-Olof Fridolfsson, Chloé Le Coq, and Giancarlo Spagnolo**, “Fines, Leniency, and Rewards in Antitrust,” *The RAND Journal of Economics*, 2012, 43 (2), 368–390.
- Bishop, Robert L**, “Duopoly: Collusion or Warfare?,” *The American Economic Review*, 1960, 50 (5), 933–961.
- Bolton, Gary E and Axel Ockenfels**, “ERC: A Theory of Equity, Reciprocity, and Competition,” *The American Economic Review*, 2000, 90 (1), 166–193.
- Bos, Iwan, Stephen Davies, Joseph E Harrington Jr, and Peter Ormosi**, “Does Enforcement Deter Cartels? A Tale of Two Tails,” *Working Paper*, 2017.
- Cappelen, Alexander W, Astri Drange Hole, Erik Ø Sørensen, and Bertil Tungodden**, “The Pluralism of Fairness Ideals: An Experimental Approach,” *The American Economic Review*, 2007, 97 (3), 818–827.
- Charness, Gary, David Masclet, and Marie Claire Villeval**, “The Dark Side of Competition for Status,” *Management Science*, 2014, 60 (1), 38–55.
- Conley, John P and Simon Wilkie**, “The Bargaining Problem Without Convexity: Extending the Egalitarian and Kalai-Smorodinsky Solutions,” *Economics Letters*, 1991, 36 (4), 365–369.
- and —, “An Extension of the Nash Bargaining Solution to Nonconvex Problems,” *Games and Economic Behavior*, 1996, 13 (1), 26–38.
- Cooper, David J and Kai-Uwe Kühn**, “Communication, Renegotiation, and the Scope for Collusion,” *American Economic Journal: Microeconomics*, 2014, 6 (2), 247–78.
- Cox, James C, Elinor Ostrom, Vjollca Sadiraj, and James M Walker**, “Provision versus Appropriation in Symmetric and Asymmetric Social Dilemmas,” *Southern Economic Journal*, 2013, 79 (3), 496–512.

- Dal Bó, Pedro**, “Cooperation under the Shadow of the Future: Experimental Evidence from Infinitely Repeated Games,” *The American Economic Review*, 2005, 95 (5), 1591–1604.
- Davies, Stephen, Matthew Olczak, and Heather Coles**, “Tacit Collusion, Firm Asymmetries and Numbers: Evidence from EC Merger Cases,” *International Journal of Industrial Organization*, 2011, 29 (2), 221–231.
- Eichenwald, K.**, *The Informant: A True Story*, Broadway Books, 2000.
- Fahr, René and Bernd Irlenbusch**, “Fairness as a Constraint on Trust in Reciprocity: Earned Property Rights in a Reciprocal Exchange Experiment,” *Economics Letters*, 2000, 66 (3), 275–282.
- Fehr, Ernst and Klaus M Schmidt**, “A Theory of Fairness, Competition, and Cooperation,” *Quarterly Journal of Economics*, 1999, 114, 817–868.
- Fischbacher, Urs**, “z-Tree: Zurich Toolbox for Ready-Made Economic Experiments,” *Experimental Economics*, 2007, 10 (2), 171–178.
- Fonseca, Miguel A and Hans-Theo Normann**, “Mergers, Asymmetries and Collusion: Experimental Evidence,” *The Economic Journal*, 2008, 118 (527), 387–400.
- and –, “Explicit vs. Tacit Collusion—The Impact of Communication in Oligopoly Experiments,” *European Economic Review*, 2012, 56 (8), 1759–1772.
- , **Steffen Huck, and Hans-Theo Normann**, “Playing Cournot Although They Shouldn’t,” *Economic Theory*, 2005, 25 (3), 669–677.
- Gächter, Simon and Arno Riedl**, “Moral Property Rights in Bargaining with Infeasible Claims,” *Management Science*, 2005, 51 (2), 249–263.
- Gneezy, Uri and Werner Güth**, “On Competing Rewards standards—An Experimental Study of Ultimatum Bargaining,” *The Journal of Socio-Economics*, 2003, 31 (6), 599–607.
- Greiner, Ben**, “Subject Pool Recruitment Procedures: Organizing Experiments with ORSEE,” *Journal of the Economic Science Association*, 2015, 1 (1), 114–125.
- Güth, Werner and Reinhard Tietz**, “Auctioning Ultimatum Bargaining Positions,” in R.W. Scholz, ed., *Issues in West German Decision Research*, Lang Publisher: New York, NY, USA 1986, pp. 173–185.
- Harrington, Joseph E, Roberto Hernan Gonzalez, and P. Kujal**, “The Relative Efficacy of Price Announcements and Express Communication for Collusion: Experimental Findings,” *Journal of Economic Behavior & Organization*, 2016, 128, 251–264.
- Hinloopen, Jeroen and Adriaan R Soetevent**, “Laboratory Evidence on the Effectiveness of Corporate Leniency Programs,” *The RAND Journal of Economics*, 2008, 39 (2), 607–616.

- Hofmeyr, Andre, Justine Burns, and Martine Visser**, “Income Inequality, Reciprocity and Public Good Provision: An Experimental Analysis,” *South African Journal of Economics*, 2007, 75 (3), 508–520.
- Houser, Daniel and Erte Xiao**, “Classification of Natural Language Messages Using A Coordination Game,” *Experimental Economics*, 2011, 14, 1–14.
- Huck, Steffen, Hans-Theo Normann, and Jörg Oechssler**, “Two are Few and Four are Many: Number Effects in Experimental Oligopolies,” *Journal of Economic Behavior & Organization*, 2004, 53 (4), 435–446.
- Huerta, Juan M**, “Relative Rank Statistics for Dialog Analysis,” in “Proceedings of the Conference on Empirical Methods in Natural Language Processing” Association for Computational Linguistics 2008, pp. 965–972.
- Ivaldi, Marc, Bruno Jullien, Patrick Rey, Paul Seabright, and Jean Tirole**, “The Economics of Tacit Collusion,” *Final Report for DG Competition, European Commission*, 2003.
- Kagel, John H, Chung Kim, and Donald Moser**, “Fairness in Ultimatum Games with Asymmetric Information and Asymmetric Payoffs,” *Games and Economic Behavior*, 1996, 13 (1), 100–110.
- Kalai, Ehud and Meir Smorodinsky**, “Other Solutions to Nash’s Bargaining Problem,” *Econometrica*, 1975, 43 (3), 513–518.
- Keser, Claudia, Andreas Markstädter, and Martin Schmidt**, “Mandatory Minimum Contributions, Heterogeneous Endowments and Voluntary Public-Good Provision,” *Games and Economic Behavior*, 2017, 101, 291–310.
- , – , – , and **Cornelius Schnitzler**, “Social Costs of Inequality–Heterogeneous Endowments in Public-Good Experiments,” *Cege Discussion Paper 217, University of Göttingen*, 2014.
- Konow, James**, “Fair Shares: Accountability and Cognitive Dissonance in Allocation Decisions,” *The American Economic Review*, 2000, 90 (4), 1072–1091.
- Kovacic, William E, Robert C Marshall, Leslie M Marx, and Matthew E Raiff**, “Lessons for Competition Policy from the Vitamins Cartel,” *Contributions to Economic Analysis*, 2007, 282, 149–176.
- Mason, Charles F and Owen R Phillips**, “Information and Cost Asymmetry in Experimental Duopoly Markets,” *Review of Economics and Statistics*, 1997, 79 (2), 290–299.
- , – , and **Clifford Nowell**, “Duopoly Behavior in Asymmetric Markets: An Experimental Evaluation,” *The Review of Economics and Statistics*, 1992, 74 (4), 662–670.

- Mengel, Friederike**, “Risk and Temptation: A Meta-study on Prisoner’s Dilemma Games,” *The Economic Journal*, 2017.
- Moellers, Claudia, Hans-Theo Normann, and Christopher M Snyder**, “Communication in Vertical Markets: Experimental Evidence,” *International Journal of Industrial Organization*, 2017, *50*, 214–258.
- Nash, John F**, “The Bargaining Problem,” *Econometrica: Journal of the Econometric Society*, 1950, *18* (2), 155–162.
- Normann, Hans-Theo and Elaine S Tan**, “Effects of Different Cartel Policies: Evidence From the German Power-Cable Industry,” *Industrial and Corporate Change*, 2013, *23* (4), 1037–1057.
- , **Till Requate, and Israel Waichman**, “Do Short-Term Laboratory Experiments Provide Valid Descriptions of Long-Term Economic Interactions? A Study of Cournot Markets,” *Experimental Economics*, 2014, *17* (3), 371–390.
- Oxoby, Robert J and John Spraggon**, “Mine and Yours: Property Rights in Dictator Games,” *Journal of Economic Behavior & Organization*, 2008, *65* (3), 703–713.
- Phlips, Louis**, *Competition Policy: A Game-Theoretic Perspective*, Cambridge University Press, 1995.
- Roth, Alvin E**, *Axiomatic Models of Bargaining*, Springer, 1979.
- and **Michael W Malouf**, “Game-Theoretic Models and the Role of Information in Bargaining,” *Psychological Review*, 1979, *86* (6), 574–594.
- Schmalensee, Richard**, “Competitive Advantage and Collusive Optima,” *International Journal of Industrial Organization*, 1987, *5* (4), 351–367.
- Selten, Reinhard, Michael Mitzkewitz, and Gerald R Uhlich**, “Duopoly Strategies Programmed by Experienced Players,” *Econometrica*, 1997, *65* (3), 517–555.
- Shachat, Jason and J Todd Swarthout**, “Auctioning the Right to Play Ultimatum Games and the Impact on Equilibrium Selection,” *Games*, 2013, *4* (4), 738–753.
- Symeonidis, George**, “In Which Industries is Collusion More Likely? Evidence from the UK,” *The Journal of Industrial Economics*, 2003, *51* (1), 45–74.
- Tirole, Jean**, *The Theory of Industrial Organization*, MIT Press, 1988.

# APPENDIX

## A Repeated-game analysis with optimal penal codes

In this Appendix, we derive the minimum discount factor that allows to implement any benchmark (Kalai-Smorodinsky, equal relative gains, equal split) as a subgame-perfect equilibrium of the infinitely repeated game. Assume that players discount future payoffs with a discount factor of  $\delta$ . We consider strategy profiles in which a deviator is punished by being min-maxed for one period and, after punishment, play reverts to the benchmarks. Abreu (1988) was the first to suggest such an optimal penal code as a punishment strategy. For benchmark  $j$ , the payoffs of firm  $i$  are denoted as  $\pi_i^j$ . On the equilibrium path, benchmark  $j$  will be incentive-compatible for firm  $i$  if

$$\frac{\pi_i^j}{1-\delta} \geq \pi_i^{D,\text{on}} + \delta\pi_i^{-MM} + \frac{\delta^2}{1-\delta}\pi_i^j, \quad (\text{IC-on}_i)$$

where  $\pi_i^{D,\text{on}}$  denotes firm  $i$ 's optimal deviation from equilibrium play and  $\pi_i^{-MM}$  its payoffs when being min-maxed. Punishment will only be executed if doing so is incentive-compatible for the punisher. For the case where player  $i$  is the punisher it must hold that:

$$\pi_i^{+MM} + \frac{\delta}{1-\delta}\pi_i^j \geq \pi_i^{D,\text{off}} + \delta\pi_i^{-MM} + \frac{\delta^2}{1-\delta}\pi_i^j, \quad (\text{IC-off}_i)$$

where  $\pi_i^{+MM}$  denotes the punisher's payoff when min-maxing the other firm. Instead of punishing, the punisher can deviate himself, resulting in payoff  $\pi_i^{D,\text{off}}$ . Upon deviating, he would choose the best reply to the punished firm's minmax output.

When (IC-on <sub>$i$</sub> ) and (IC-off <sub>$i$</sub> ) hold for both firms, benchmark  $j$  will be an equilibrium of the repeated game. We obtain the minimum discount factor by solving the binding IC-constraints for  $\delta$ . For firm  $i$  this gives:

$$\underline{\delta}_i^{\text{on},j} = \frac{\pi_i^{D,\text{on}} - \pi_i^j}{\pi_i^j - \pi_i^{-MM}} \quad \underline{\delta}_i^{\text{off},j} = \frac{\pi_i^{D,\text{off}} - \pi_i^j - \pi_i^{+MM}}{\pi_i^j - \pi_i^{-MM}}$$

The minimum discount factor for benchmark  $j$  is then given as:

$$\underline{\delta}^j = \max\{\underline{\delta}_1^{\text{on},j}, \underline{\delta}_2^{\text{on},j}, \underline{\delta}_1^{\text{off},j}, \underline{\delta}_2^{\text{off},j}\}.$$

Numerical values of  $\underline{\delta}^j$  for the different benchmarks are reported in section 2.



## B Additional materials

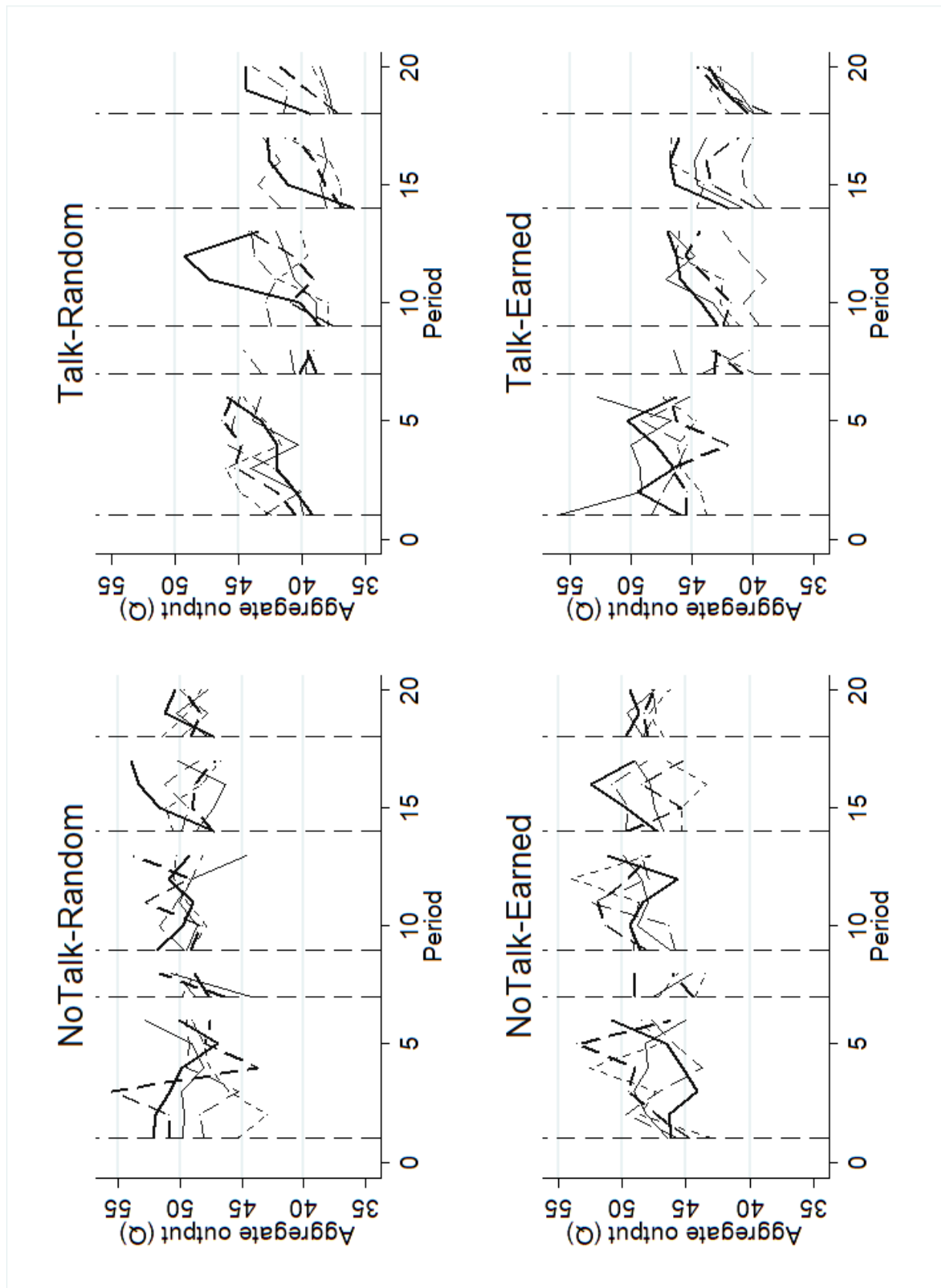


Figure 6: Aggregate quantities,  $Q$ , across periods, by sessions and treatment.

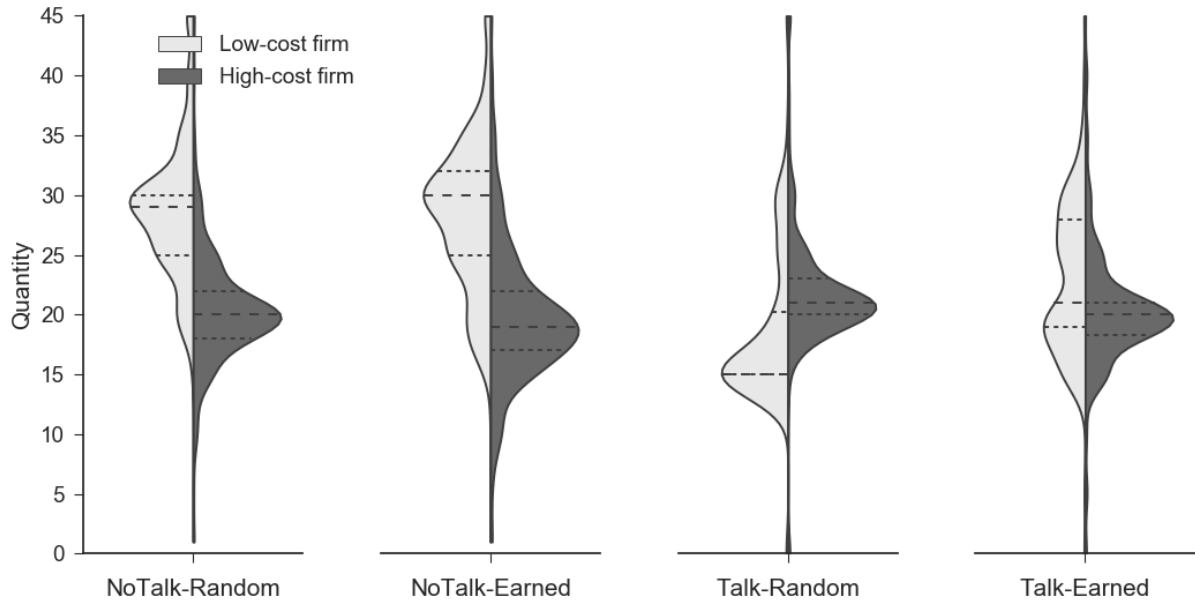


Figure 7: Kernel density estimates for outputs by treatment and firm type. Medians are indicated by dashed lines, lower and upper quartiles by dotted lines. For comparison, recall that  $(q_L, q_H) = (30, 18)$  in the static Nash equilibrium and  $(q_L, q_H) = (18.6, 17.0)$  in the Kalai-Smorodinsky solution. Data from supergames 2 to 5 are used.

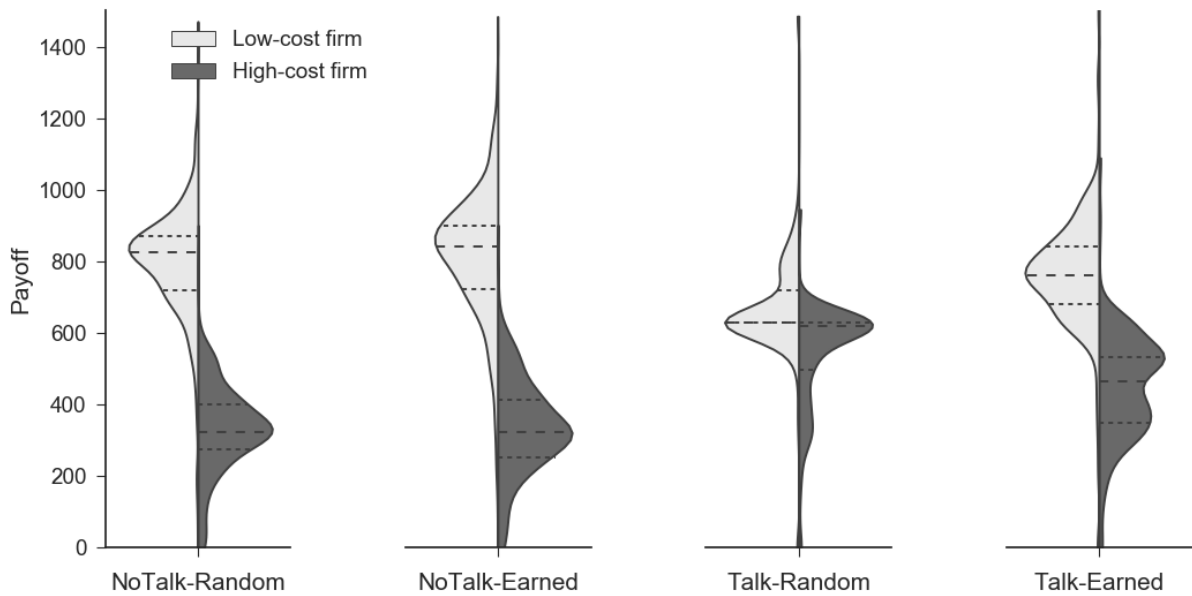


Figure 8: Kernel density estimates for profits by treatment and firm type. Medians are indicated by dashed lines, lower and upper quartiles by dotted lines. For comparison, recall that  $(\pi_L^{NE}, \pi_H^{NE}) = (900, 324)$  and  $(\pi_L^{KS}, \pi_H^{KS}) = (790, 516)$ . Data from supergames 2 to 5 are used.

## C Stability of the arrangements in the Talk treatments

In this Appendix, we analyze how stable the arrangements made in the Talk treatments were over the course of the supergame. Figure 9 shows by treatment, point in time, and firm type the share of periods where a (unilateral or bilateral) deviation from an agreement occurred in a market. Several interesting patterns emerge. First, fewer deviations from arrangements occur in the first period of the supergames when compared with the later periods. This relationship emerges in both treatments and for both firm types. Second, deviations tend to occur more often in the Talk-Earned than in the Talk-Random treatment. Third, the efficient firms tend to deviate more often than the inefficient firms. The probit regressions in Table 7 confirm the second and third effect as statistically significant.

To understand these patterns in the deviations, it is instructive to look at the best responses (and therefore optimal deviations) given the other firm chooses its agreed upon quantity. Taking the two most popular agreement types – equal split and equal quantities – and comparing the size of the optimal deviations for low-cost and high-cost firms indicates that the low-cost firm should adopt a much larger deviation from its agreed quantity (+3 units when  $(q_L = 15, q_H = 21)$  and +6 units when  $q_L = q_H = 19$ ). Comparing the magnitude of the actual average deviations between firms confirms this pattern. The average deviation of the low-cost firm from its agreement quantity is +2.11, while for the high-cost firm it is significantly lower ( $p = .003$ ), namely +0.30. There is not much of a difference between the size of the average deviations in the two Talk treatments.

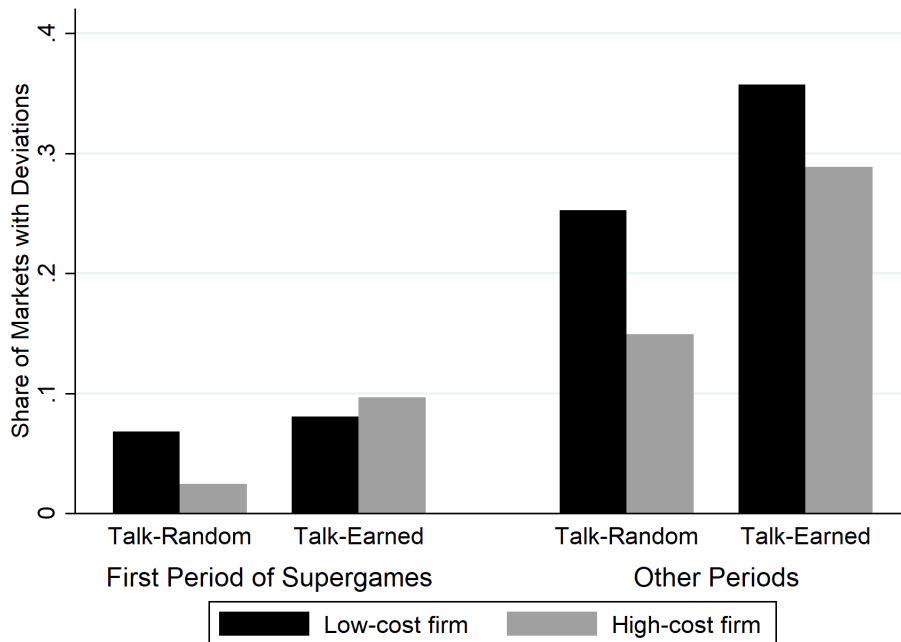


Figure 9: Deviation frequencies from arrangements. Data from supergames 2 to 5 are used.

Dependent variable	Deviation
Earned	0.481** (0.214)
Low Cost	0.372*** (0.089)
Initial Period	-0.924 (0.691)
Earned $\times$ Low Cost	-0.180 (0.114)
Earned $\times$ Initial Period	0.182 (0.721)
Initial Period $\times$ Low Cost	0.102 (0.552)
Initial $\times$ Low Cost $\times$ Earned	-0.395 (0.688)
Constant	-1.039*** (0.118)
Observations	1,996
Bootstrapped standard errors in parentheses	
*** p<0.01, ** p<0.05, * p<0.1	

Table 7: Probit regression with dummy *deviation* as the dependent variable. Bootstrapped standard errors clustered at the session level. Data from supergames 2 to 5 are used.

## D Text-mining analysis

In this section, we want to analyze in more detail the use of language in the chat treatments. What kind of language is useful to support collusion? Do low-cost and high-cost firms differ in the content of their communication? And how do the Random vs. the Earned treatments affect chat?

Our method of analyzing the text will be *text mining*. To our knowledge, Moellers, Normann and Snyder (2017) were the first to use this method in experimental economics. Text-mining methods extract keywords from a body of text, referred to as a corpus. We will compare the most frequently used keywords for two corpora in order to find out how the corpora (the chats) differ. To be more precise, we will use Huerta's (2008) *relative rank difference* which tells us which keywords are comparatively more frequently used in corpus  $c$  relative to  $c'$ . Formally, we measure the keyness of word  $w$  in corpus  $c$  relative to  $c'$  by generating ranks  $r_c(w)$  for all words  $w$  in corpus  $c$  according to frequency (and in descending order). The difference in the rank of  $w$  in corpus  $c$  relative to corpus  $c'$  is defined as

$$rd_c^{c'} = \frac{r_{c'}(w) - r_c(w)}{r_c(w)}$$

We restrict ourselves to keywords that are among the top 50 most common in corpus  $c$ , avoiding

Low-cost firm				High-cost firm			
Random	Earned	Random	Earned	Random	Earned	Random	Earned
word	$rd$	word	$rd$	word	$rd$	word	$rd$
firm 2	2.59	20	2.50	630	2.33	22	3.50
17	2.42	going to	2.45	equal	2.06	us	2.29
21	2.09	both	2.40	then	1.5	20	2.20
14	1.88	19	2.06	14	1.09	19	1.42
equal	1.66	each	1.59	but	1.06	produce	1.40
too	1.33	round	1.48			25	1.25

Low-cost firm				High-cost firm			
Collusive	Non-collusive	Collusive	Non-collusive	Collusive	Non-collusive	Collusive	Non-collusive
word	$rd$	word	$rd$	word	$rd$	word	$rd$
630	11.49	30	6.91	14	2.72	30	1.95
14	3.06	25	6.33	630	1.47	25	1.82
firm 1	1.75	20	3.25	too	1.41	20	1.29
too	1.68	output	2.26	19	1.1	hello	1.17
21	1.58	produce	2.11				
firm 2	1.50	going to	2.00				
19	1.25	17	1.05				
15	1.17						
then	1.13						

Table 8: Text-mining analysis. We report words with absolute rank  $r_c \leq 50$  and relative rank differential  $rd \geq 1$ .

keywords with a high  $rd'_c$  that are nevertheless rarely used. We omit conjunctions, prepositions, and articles and report keywords with  $rd'_c > 1$ .

We are interested in how treatments Random vs. Earned are reflected in the communication and how collusive supergames differ from non-collusive ones. We further expect different firm types to use different language.

The top panel of Table 8 reveals some interesting insights into the differences in chat in Random vs. Earned. In Random, the output pairs that yield the equal split (“14” and “21”) occurs in the list, as does the word “equal” (payoffs). Moreover, high-cost firms point out the resulting payoff of “630” that both players would earn. Chat in the Earned treatments differs substantially. Keywords used by the low-cost firms almost verbatim result in the equal-output strategy: let us both [produce] 19 (20) in each round.

Language used in (un)successfully colluding duopolies can be obtained from the bottom panel of Table 8. Both types of successfully colluding firms use the equal-payoff (“630”) as well as the corresponding output combination (“14”, “19”). Successful collusion requires strategies

that draw a distinction between “firm 1” and “firm 2.” The non-collusive groups mention higher output targets (“30”, “25”) most prominently among their keywords.

# SUPPLEMENTARY ONLINE APPENDIX

## Instructions (Talk-Earned treatment)

### Part 1 (only used in the Earned treatments)

Welcome to our experiment. Please read these instructions carefully. Please do not speak with your neighbor and remain silent during the entire experiment. If you have any questions please raise your hand. We will come to your seat and answer your questions in person.

In this experiment you will repeatedly make decisions and thereby earn money. How much you earn depends on your decisions and the decisions of the other participants. You will receive a show up fee of 5 € for participating in the experiment. This amount will increase by the earnings that you make during the course of the experiment. At the end of the experiment the Taler you earned will be exchanged at an exchange rate of 2200 Taler = 1 €. All participants receive (and currently read) the same set of instructions. You will remain anonymous to us and all other participants of the experiment. We do not save any data relating to your name.

In this experiment you will repeatedly make decisions for a firm in a market. There are two firms in the market: firm 1 and firm 2. The experiment consists of two parts. In the first part of the experiment your decisions and the decisions of all other participants will determine whether, in the second part of the experiment, you will take the role of firm 1 or firm 2. In part 2, one participant in the role of firm 1 will always interact with one participant in the role of firm 2. Both firms produce and sell the same product in a market, however firm 1 has lower production costs than firm 2. The payoff of a firm depends on its production costs.

Your task in part 1 is to translate letters into numbers during a period of five minutes. Your screen will show a table with two columns, where the first column shows letters and the second column shows the corresponding numbers. The computer will provide you with a letter and you have to enter the corresponding number into the box on your screen. Subsequently you click on “OK”.

When you confirm your answer you will be informed immediately whether your answer was right or wrong. In case the answer is wrong you will have to re-enter a number until your answer is correct. A new letter will only be shown once the current letter has been correctly translated into a number.

As soon as you have confirmed a correct answer the translation table will be recompiled with new letters and numbers and a new letter will be displayed for translation. You can translate an arbitrary amount of letters during the given time of five minutes.

In order to acquaint yourself with the program a test period will take place before the process starts.

For participating in part 1 of the experiment you will receive 4000 Taler, independently of the amount of translated letters.

Your role for part 2 of the experiment will be assigned as follows:

- After the five minutes have passed all participants will be assigned to one of two groups

depending on the amount of letters that they translated. You will be assigned to group 1 if you conducted more correct translations than at least half of all participants. Otherwise you will be assigned to group 2. Thus, all participants in group 1 have translated more letters than all participants in group 2. In case several participants have translated the same amount of letters the computer will order them at random in order to guarantee an assignment to a group.

- If you were assigned to group 1 you will take the role of firm 1 in the following (firm 1 has lower production costs than firm 2)
- If you were assigned to group 2 you will take the role of firm 2 in the following (firm 2 has higher production costs than firm 1)

Immediately after the completion of the translation task you will be informed whether you have been assigned the role of firm 1 or firm 2. You will keep this role until the end of the experiment.

Please notice that in part 1 of the experiment participation in the translation task is not mandatory. Alternatively, you can e.g. read something or surf the Internet. However, please do not speak with your neighbor and please keep quiet.

## **Part 2 (only shown to subjects after completion of Part 1)**

In this part of the experiment you repeatedly make decisions for a firm in a market. There are two firms in the market: firm 1 and firm 2. You have been assigned to the role of either firm 1 or firm 2 in the first part of the experiment. You will keep this role until the end of the experiment.

Both firms produce and sell the same product on a market. Every game of the experiment consists of several periods and in every period both firms must simultaneously make the same decision: Which quantity of the good do you want to produce? In every period, both firms can each produce a maximum quantity of 45 units of the good. Thus, the quantity you choose must be in between 0 and 45.

Information about the market and the firms:

- There is a uniform market price for both firms. The price (in Taler) which you receive for every unit of your product is calculated as follows:

$$\text{market price} = 91 - \text{production quantity firm 1} - \text{production quantity firm 2}$$

With every unit that your firm produces the market price for both firms is reduced by one Taler. Please keep in mind that the decision of the other firm has the same effect on the price: Every additional unit produced by the other firm also reduces the market price by one Taler.

- Both firms have different production costs: Firm 1 has per unit production costs of 13 Taler. Firm 2 has per unit production costs of 25 Taler.



- Your payoff per unit sold is the difference between the market price and your per unit production costs

$$\text{Payoff per unit} = \text{market price} - \text{production costs per unit}$$

Please note that you make a per unit loss if the market price is below your per unit production costs.

- Your per period payoff is equal to your per unit payoff multiplied by the number of sold units:

$$\text{Payoff per period} = \text{Payoff per unit} * \text{Number of sold units}$$

You can assume that all the units you produce can also be sold.

- In order that you can see which quantities lead to which payoffs we provide you with a payoff calculator. With it you can calculate the profits which result from different quantity combinations on your screen before you make your actual decision. Before the beginning of the first game you will have the opportunity to acquaint yourself with the profit calculator.
- At the end of every period you will receive feedback about the quantity decisions of both firms, the realized market price and your payoff. Additionally, the computer will show the total payoffs that you obtained so far.

*Example:* Suppose that you are firm 1. Thus, your production costs are 13 Taler per produced unit. You decide to produce 30 units of the good. Subsequent to your decision you receive the information that firm 1 decided to produce 18 units of the good itself. Hence, the resulting market price is 43 Taler and your per unit payoff in this period is 43 Taler - 13 Taler = 30 Taler. Thus, your payoff in this period is 30 Taler \* 30 = 900 Taler.

*Course of action:* Every game consists of one or several periods. After every period, chance decides whether another period takes place: The computer randomly draws a number between 1 and 4. If a “1”, “2”, or “3” is drawn then another period takes place; with a “4” no further period is conducted and the current game ends. Hence, it can happen that a game is over already after a single period. Equally it can happen that a game continues for many rounds. As soon as a game ends a new game will be started. The experiment consists of a total of 5 games for which the following holds:

- All games of the experiment have the same structure. This means that in every period of every game the above-described production decision has to be made.
- If a game ends you will be assigned to a new partner at the beginning of the next period. You will not meet any previous partner in any future game.

*Communication:* At the beginning of every game the two firms have the possibility to communicate with each other. For this purpose a text box will appear on your screen. You and the

other firm can exchange typed messages in it in which you can talk about anything. The only restriction is that you must not identify each other (e.g. do not write your name). There will be no further possibility to communicate during or after the periods.

The following Figure 10 gives a schematic summary of part 2 of the experiment.

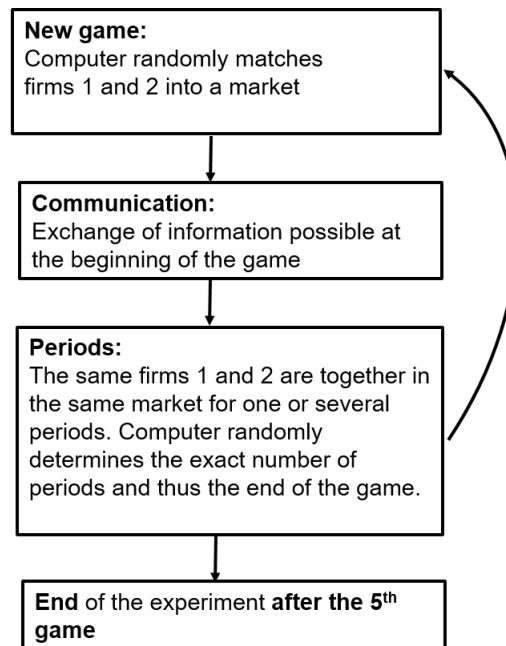


Figure 10: Schematic summary

## PREVIOUS DISCUSSION PAPERS

- 304 Dertwinkel-Kalt, Markus, Köster, Mats and Peiseler, Florian, Attention-Driven Demand for Bonus Contracts, October 2018.
- 303 Bachmann, Ronald and Bechara, Peggy, The Importance of Two-Sided Heterogeneity for the Cyclicity of Labour Market Dynamics, October 2018.
- 302 Hunold, Matthias, Hüschelrath, Kai, Laitenberger, Ulrich and Muthers, Johannes, Competition, Collusion and Spatial Sales Patterns – Theory and Evidence, September 2018.
- 301 Neyer, Ulrike and Sterzel, André, Preferential Treatment of Government Bonds in Liquidity Regulation – Implications for Bank Behaviour and Financial Stability, September 2018.
- 300 Hunold, Matthias, Kesler, Reinhold and Laitenberger, Ulrich, Hotel Rankings of Online Travel Agents, Channel Pricing and Consumer Protection, September 2018 (First Version February 2017).
- 299 Odenkirchen, Johannes, Pricing Behavior in Partial Cartels, September 2018.
- 298 Mori, Tomoya and Wrona, Jens, Inter-city Trade, September 2018.
- 297 Rasch, Alexander, Thöne, Miriam and Wenzel, Tobias, Drip Pricing and its Regulation: Experimental Evidence, August 2018.
- 296 Fourberg, Niklas, Let's Lock Them in: Collusion under Consumer Switching Costs, August 2018.
- 295 Peiseler, Florian, Rasch, Alexander and Shekhar, Shiva, Private Information, Price Discrimination, and Collusion, August 2018.
- 294 Altmann, Steffen, Falk, Armin, Heidhues, Paul, Jayaraman, Rajshri and Teirlinck, Marrit, Defaults and Donations: Evidence from a Field Experiment, July 2018. Forthcoming in: Review of Economics and Statistics.
- 293 Stiebale, Joel and Vencappa, Dev, Import Competition and Vertical Integration: Evidence from India, July 2018.
- 292 Bachmann, Ronald, Cim, Merve and Green, Colin, Long-run Patterns of Labour Market Polarisation: Evidence from German Micro Data, May 2018. Forthcoming in: British Journal of Industrial Relations.
- 291 Chen, Si and Schildberg-Hörisch, Hannah, Looking at the Bright Side: The Motivation Value of Overconfidence, May 2018.
- 290 Knauth, Florian and Wrona, Jens, There and Back Again: A Simple Theory of Planned Return Migration, May 2018.
- 289 Fonseca, Miguel A., Li, Yan and Normann, Hans-Theo, Why Factors Facilitating Collusion May Not Predict Cartel Occurrence – Experimental Evidence, May 2018. Published in: Southern Economic Journal, 85 (2018), pp. 255-275.
- 288 Benesch, Christine, Loretz, Simon, Stadelmann, David and Thomas, Tobias, Media Coverage and Immigration Worries: Econometric Evidence, April 2018.
- 287 Dewenter, Ralf, Linder, Melissa and Thomas, Tobias, Can Media Drive the Electorate? The Impact of Media Coverage on Party Affiliation and Voting Intentions, April 2018.
- 286 Jeitschko, Thomas D., Kim, Soo Jin and Yankelevich, Aleksandr, A Cautionary Note on Using Hotelling Models in Platform Markets, April 2018.

- 285 Baye, Irina, Reiz, Tim and Sapi, Geza, Customer Recognition and Mobile Geo-Targeting, March 2018.
- 284 Schaefer, Maximilian, Sapi, Geza and Lorincz, Szabolcs, The Effect of Big Data on Recommendation Quality. The Example of Internet Search, March 2018.
- 283 Fischer, Christian and Normann, Hans-Theo, Collusion and Bargaining in Asymmetric Cournot Duopoly – An Experiment, October 2018 (First Version March 2018).
- 282 Friese, Maria, Heimeshoff, Ulrich and Klein, Gordon, Property Rights and Transaction Costs – The Role of Ownership and Organization in German Public Service Provision, February 2018.
- 281 Hunold, Matthias and Shekhar, Shiva, Supply Chain Innovations and Partial Ownership, February 2018.
- 280 Rickert, Dennis, Schain, Jan Philip and Stiebale, Joel, Local Market Structure and Consumer Prices: Evidence from a Retail Merger, January 2018.
- 279 Dertwinkel-Kalt, Markus and Wenzel, Tobias, Focusing and Framing of Risky Alternatives, December 2017.  
Forthcoming in: Journal of Economic Behavior and Organization.
- 278 Hunold, Matthias, Kesler, Reinhold, Laitenberger, Ulrich and Schlütter, Frank, Evaluation of Best Price Clauses in Online Hotel Booking, December 2017 (First Version October 2016).  
Forthcoming in: International Journal of Industrial Organization.
- 277 Haucap, Justus, Thomas, Tobias and Wohlrabe, Klaus, Publication Performance vs. Influence: On the Questionable Value of Quality Weighted Publication Rankings, December 2017.
- 276 Haucap, Justus, The Rule of Law and the Emergence of Market Exchange: A New Institutional Economic Perspective, December 2017.  
Published in: von Alemann, U., D. Briesen & L. Q. Khanh (eds.), The State of Law: Comparative Perspectives on the Rule of Law, Düsseldorf University Press: Düsseldorf 2017, pp. 143-172.
- 275 Neyer, Ulrike and Sterzel, André, Capital Requirements for Government Bonds – Implications for Bank Behaviour and Financial Stability, December 2017.
- 274 Deckers, Thomas, Falk, Armin, Kosse, Fabian, Pinger, Pia and Schildberg-Hörisch, Hannah, Socio-Economic Status and Inequalities in Children's IQ and Economic Preferences, November 2017.
- 273 Defever, Fabrice, Fischer, Christian and Suedekum, Jens, Supplier Search and Re-matching in Global Sourcing – Theory and Evidence from China, November 2017.
- 272 Thomas, Tobias, Heß, Moritz and Wagner, Gert G., Reluctant to Reform? A Note on Risk-Loving Politicians and Bureaucrats, October 2017.  
Published in: Review of Economics, 68 (2017), pp. 167-179.
- 271 Caprice, Stéphane and Shekhar, Shiva, Negative Consumer Value and Loss Leading, October 2017.
- 270 Emch, Eric, Jeitschko, Thomas D. and Zhou, Arthur, What Past U.S. Agency Actions Say About Complexity in Merger Remedies, With an Application to Generic Drug Divestitures, October 2017.  
Published in: Competition: The Journal of the Antitrust, UCL and Privacy Section of the California Lawyers Association, 27 (2017/18), pp. 87-104.

- 269 Goeddeke, Anna, Haucap, Justus, Herr, Annika and Wey, Christian, Flexibility in Wage Setting Under the Threat of Relocation, September 2017.  
Published in: Labour: Review of Labour Economics and Industrial Relations, 32 (2018), pp. 1-22.
- 268 Haucap, Justus, Merger Effects on Innovation: A Rationale for Stricter Merger Control?, September 2017.  
Published in: Concurrences: Competition Law Review, 4 (2017), pp.16-21.
- 267 Brunner, Daniel, Heiss, Florian, Romahn, André and Weiser, Constantin, Reliable Estimation of Random Coefficient Logit Demand Models, September 2017.
- 266 Kosse, Fabian, Deckers, Thomas, Schildberg-Hörisch, Hannah and Falk, Armin, The Formation of Prosociality: Causal Evidence on the Role of Social Environment, July 2017.
- 265 Friehe, Tim and Schildberg-Hörisch, Hannah, Predicting Norm Enforcement: The Individual and Joint Predictive Power of Economic Preferences, Personality, and Self-Control, July 2017.  
Published in: European Journal of Law and Economics, 45 (2018), pp. 127-146.
- 264 Friehe, Tim and Schildberg-Hörisch, Hannah, Self-Control and Crime Revisited: Disentangling the Effect of Self-Control on Risk Taking and Antisocial Behavior, July 2017.  
Published in: European Journal of Law and Economics, 45 (2018), pp. 127-146.
- 263 Golsteyn, Bart and Schildberg-Hörisch, Hannah, Challenges in Research on Preferences and Personality Traits: Measurement, Stability, and Inference, July 2017.  
Published in: Journal of Economic Psychology, 60 (2017), pp. 1-6.
- 262 Lange, Mirjam R.J., Tariff Diversity and Competition Policy – Drivers for Broadband Adoption in the European Union, July 2017.  
Published in: Journal of Regulatory Economics, 52 (2017), pp. 285-312.
- 261 Reisinger, Markus and Thomes, Tim Paul, Manufacturer Collusion: Strategic Implications of the Channel Structure, July 2017.
- 260 Shekhar, Shiva and Wey, Christian, Uncertain Merger Synergies, Passive Partial Ownership, and Merger Control, July 2017.
- 259 Link, Thomas and Neyer, Ulrike, Friction-Induced Interbank Rate Volatility under Alternative Interest Corridor Systems, July 2017.
- 258 Diermeier, Matthias, Goecke, Henry, Niehues, Judith and Thomas, Tobias, Impact of Inequality-Related Media Coverage on the Concerns of the Citizens, July 2017.
- 257 Stiebale, Joel and Wößner, Nicole, M&As, Investment and Financing Constraints, July 2017.
- 256 Wellmann, Nicolas, OTT-Messaging and Mobile Telecommunication: A Joint Market? – An Empirical Approach, July 2017.
- 255 Ciani, Andrea and Imbruno, Michele, Microeconomic Mechanisms Behind Export Spillovers from FDI: Evidence from Bulgaria, June 2017.  
Published in: Review of World Economics, 153 (2017), pp. 704-734.

- 254 Hunold, Matthias and Muthers, Johannes, Spatial Competition with Capacity Constraints and Subcontracting, October 2018 (First Version June 2017 under the title "Capacity Constraints, Price Discrimination, Inefficient Competition and Subcontracting").
- 253 Dertwinkel-Kalt, Markus and Köster, Mats, Salient Compromises in the Newsvendor Game, June 2017.  
Published in: Journal of Economic Behavior and Organization, 141 (2017), pp. 301-315.
- 252 Siekmann, Manuel, Characteristics, Causes, and Price Effects: Empirical Evidence of Intraday Edgeworth Cycles, May, 2017.
- 251 Benndorf, Volker, Moellers, Claudia and Normann, Hans-Theo, Experienced vs. Inexperienced Participants in the Lab: Do they Behave Differently?, May 2017.  
Published in: Journal of the Economic Science Association, 3 (2017), pp.12-25.
- 250 Hunold, Matthias, Backward Ownership, Uniform Pricing and Entry Deterrence, May 2017.
- 249 Kreickemeier, Udo and Wrona, Jens, Industrialisation and the Big Push in a Global Economy, May 2017.
- 248 Dertwinkel-Kalt, Markus and Köster, Mats, Local Thinking and Skewness Preferences, April 2017.
- 247 Shekhar, Shiva, Homing Choice and Platform Pricing Strategy, March 2017.
- 246 Manasakis, Constantine, Mitrokostas, Evangelos and Petrakis, Emmanuel, Strategic Corporate Social Responsibility by a Multinational Firm, March 2017.  
Published in: Review of International Economics, 26 (2018), pp. 709-720.
- 245 Ciani, Andrea, Income Inequality and the Quality of Imports, March 2017.
- 244 Bonnet, Céline and Schain, Jan Philip, An Empirical Analysis of Mergers: Efficiency Gains and Impact on Consumer Prices, February 2017.
- 243 Benndorf, Volker and Martinez-Martinez, Ismael, Perturbed Best Response Dynamics in a Hawk-Dove Game, January 2017.  
Published in: Economics Letters, 153 (2017), pp. 61-64.
- 242 Dauth, Wolfgang, Findeisen, Sebastian and Suedekum, Jens, Trade and Manufacturing Jobs in Germany, January 2017.  
Published in: American Economic Review, Papers & Proceedings, 107 (2017), pp. 337-342.
- 241 Borrs, Linda and Knauth, Florian, The Impact of Trade and Technology on Wage Components, December 2016.
- 240 Haucap, Justus, Heimeshoff, Ulrich and Siekmann, Manuel, Selling Gasoline as a By-Product: The Impact of Market Structure on Local Prices, December 2016.
- 239 Herr, Annika and Normann, Hans-Theo, How Much Priority Bonus Should be Given to Registered Organ Donors? An Experimental Analysis, November 2016.
- 238 Steffen, Nico, Optimal Tariffs and Firm Technology Choice: An Environmental Approach, November 2016.
- 237 Behrens, Kristian, Mion, Giordano, Murata, Yasusada and Suedekum, Jens, Distorted Monopolistic Competition, November 2016.

- 236 Beckmann, Klaus, Dewenter, Ralf and Thomas, Tobias, Can News Draw Blood? The Impact of Media Coverage on the Number and Severity of Terror Attacks, November 2016.  
Published in: *Peace Economics, Peace Science and Public Policy*, 23 (1) 2017, pp. 1-16.
- 235 Dewenter, Ralf, Dulleck, Uwe and Thomas, Tobias, Does the 4<sup>th</sup> Estate Deliver? Towards a More Direct Measure of Political Media Bias, November 2016.
- 234 Egger, Hartmut, Kreickemeier, Udo, Moser, Christoph and Wrona, Jens, Offshoring and Job Polarisation Between Firms, November 2016.
- 233 Moellers, Claudia, Stühmeier, Torben and Wenzel, Tobias, Search Costs in Concentrated Markets – An Experimental Analysis, October 2016.
- 232 Moellers, Claudia, Reputation and Foreclosure with Vertical Integration – Experimental Evidence, October 2016.
- 231 Alipranti, Maria, Mitrokostas, Evangelos and Petrakis, Emmanuel, Non-comparative and Comparative Advertising in Oligopolistic Markets, October 2016.  
Published in: *The Manchester School*, 86 (2018), pp. 308-332.
- 230 Jeitschko, Thomas D., Liu, Ting and Wang, Tao, Information Acquisition, Signaling and Learning in Duopoly, October 2016.
- 229 Stiebale, Joel and Vencappa, Dev, Acquisitions, Markups, Efficiency, and Product Quality: Evidence from India, October 2016.  
Published in: *Journal of International Economics*, 112 (2018), pp. 70-87.
- 228 Dewenter, Ralf and Heimeshoff, Ulrich, Predicting Advertising Volumes: A Structural Time Series Approach, October 2016.  
Published in: *Economics Bulletin*, 37 (2017), Volume 3.
- 227 Wagner, Valentin, Seeking Risk or Answering Smart? Framing in Elementary Schools, October 2016.
- 226 Moellers, Claudia, Normann, Hans-Theo and Snyder, Christopher M., Communication in Vertical Markets: Experimental Evidence, July 2016.  
Published in: *International Journal of Industrial Organization*, 50 (2017), pp. 214-258.
- 225 Argentesi, Elena, Buccirossi, Paolo, Cervone, Roberto, Duso, Tomaso and Marrazzo, Alessia, The Effect of Retail Mergers on Prices and Variety: An Ex-post Evaluation, June 2016.
- 224 Aghadadashli, Hamid, Dertwinkel-Kalt, Markus and Wey, Christian, The Nash Bargaining Solution in Vertical Relations With Linear Input Prices, June 2016.  
Published in: *Economics Letters*, 145 (2016), pp. 291-294.
- 223 Fan, Ying, Kühn, Kai-Uwe and Lafontaine, Francine, Financial Constraints and Moral Hazard: The Case of Franchising, June 2016.  
Published in: *Journal of Political Economy*, 125 (2017), pp. 2082-2125.
- 222 Benndorf, Volker, Martinez-Martinez, Ismael and Normann, Hans-Theo, Equilibrium Selection with Coupled Populations in Hawk-Dove Games: Theory and Experiment in Continuous Time, June 2016.  
Published in: *Journal of Economic Theory*, 165 (2016), pp. 472-486.
- 221 Lange, Mirjam R. J. and Saric, Amela, Substitution between Fixed, Mobile, and Voice over IP Telephony – Evidence from the European Union, May 2016.  
Published in: *Telecommunications Policy*, 40 (2016), pp. 1007-1019.

- 220 Dewenter, Ralf, Heimeshoff, Ulrich and Lüth, Hendrik, The Impact of the Market Transparency Unit for Fuels on Gasoline Prices in Germany, May 2016.  
Published in: Applied Economics Letters, 24 (2017), pp. 302-305.
- 219 Schain, Jan Philip and Stiebale, Joel, Innovation, Institutional Ownership, and Financial Constraints, April 2016.
- 218 Haucap, Justus and Stiebale, Joel, How Mergers Affect Innovation: Theory and Evidence from the Pharmaceutical Industry, April 2016.
- 217 Dertwinkel-Kalt, Markus and Wey, Christian, Evidence Production in Merger Control: The Role of Remedies, March 2016.
- 216 Dertwinkel-Kalt, Markus, Köhler, Katrin, Lange, Mirjam R. J. and Wenzel, Tobias, Demand Shifts Due to Salience Effects: Experimental Evidence, March 2016.  
Published in: Journal of the European Economic Association, 15 (2017), pp. 626-653.
- 215 Dewenter, Ralf, Heimeshoff, Ulrich and Thomas, Tobias, Media Coverage and Car Manufacturers' Sales, March 2016.  
Published in: Economics Bulletin, 36 (2016), pp. 976-982.
- 214 Dertwinkel-Kalt, Markus and Riener, Gerhard, A First Test of Focusing Theory, February 2016.
- 213 Heinz, Matthias, Normann, Hans-Theo and Rau, Holger A., How Competitiveness May Cause a Gender Wage Gap: Experimental Evidence, February 2016.  
Forthcoming in: European Economic Review, 90 (2016), pp. 336-349.
- 212 Fudickar, Roman, Hottenrott, Hanna and Lawson, Cornelia, What's the Price of Consulting? Effects of Public and Private Sector Consulting on Academic Research, February 2016.  
Forthcoming in: Industrial and Corporate Change.
- 211 Stühmeier, Torben, Competition and Corporate Control in Partial Ownership Acquisitions, February 2016.  
Published in: Journal of Industry, Competition and Trade, 16 (2016), pp. 297-308.
- 210 Muck, Johannes, Tariff-Mediated Network Effects with Incompletely Informed Consumers, January 2016.
- 209 Dertwinkel-Kalt, Markus and Wey, Christian, Structural Remedies as a Signalling Device, January 2016.  
Published in: Information Economics and Policy, 35 (2016), pp. 1-6.
- 208 Herr, Annika and Hottenrott, Hanna, Higher Prices, Higher Quality? Evidence From German Nursing Homes, January 2016.  
Published in: Health Policy, 120 (2016), pp. 179-189.
- 207 Gaudin, Germain and Mantzari, Despoina, Margin Squeeze: An Above-Cost Predatory Pricing Approach, January 2016.  
Published in: Journal of Competition Law & Economics, 12 (2016), pp. 151-179.
- 206 Hottenrott, Hanna, Rexhäuser, Sascha and Veugelers, Reinhilde, Organisational Change and the Productivity Effects of Green Technology Adoption, January 2016.  
Published in: Energy and Resource Economics, 43 (2016), pp. 172-194.
- 205 Dauth, Wolfgang, Findeisen, Sebastian and Suedekum, Jens, Adjusting to Globalization – Evidence from Worker-Establishment Matches in Germany, January 2016.

Older discussion papers can be found online at: <http://ideas.repec.org/s/zbw/dicedp.html>



**Heinrich-Heine-University of Düsseldorf**

**Düsseldorf Institute for  
Competition Economics (DICE)**

Universitätsstraße 1\_ 40225 Düsseldorf  
[www.dice.hhu.de](http://www.dice.hhu.de)