

Stephany, Fabian

**Working Paper**

## It is not only size that matters: How unique is the Estonian e-governance success story?

Agenda Austria Working Paper, No. 15

**Provided in Cooperation with:**

Agenda Austria, Vienna

*Suggested Citation:* Stephany, Fabian (2018) : It is not only size that matters: How unique is the Estonian e-governance success story?, Agenda Austria Working Paper, No. 15, Agenda Austria, Wien

This Version is available at:

<https://hdl.handle.net/10419/191730>

**Standard-Nutzungsbedingungen:**

Die Dokumente auf EconStor dürfen zu eigenen wissenschaftlichen Zwecken und zum Privatgebrauch gespeichert und kopiert werden.

Sie dürfen die Dokumente nicht für öffentliche oder kommerzielle Zwecke vervielfältigen, öffentlich ausstellen, öffentlich zugänglich machen, vertreiben oder anderweitig nutzen.

Sofern die Verfasser die Dokumente unter Open-Content-Lizenzen (insbesondere CC-Lizenzen) zur Verfügung gestellt haben sollten, gelten abweichend von diesen Nutzungsbedingungen die in der dort genannten Lizenz gewährten Nutzungsrechte.

**Terms of use:**

*Documents in EconStor may be saved and copied for your personal and scholarly purposes.*

*You are not to copy documents for public or commercial purposes, to exhibit the documents publicly, to make them publicly available on the internet, or to distribute or otherwise use the documents in public.*

*If the documents have been made available under an Open Content Licence (especially Creative Commons Licences), you may exercise further usage rights as specified in the indicated licence.*

# It is Not Only Size That Matters: How Unique is the Estonian E-Governance Success Story?

## **Abstract**

- User data fuel the digital economy, while individual privacy is at stake. Governments react differently to this challenge.
- Estonia, a small Baltic state, has become a role model for the renewal of the social contract in times of big data. The Estonian example suggests that online governance is most successful in a small state, with a young population, trustworthy institutions and the need of technological renewal.
- This work examines the development of e-governance usage during the last decade in Europe from a comprehensive cross-country perspective: Size, age and trust are relevant for the development of digital governance in Europe. However, the quality of past communication infrastructure is not related to e-governance popularity.

## **Keywords**

- E-Governance, Europe, Estonia, Random Model, Trust.

# *It is Not Only Size That Matters:* How Unique is the Estonian E-Governance Success Story?

Fabian Stephany

Vienna University of Economics and Business,  
Agenda Austria, Vienna,  
fabian.stephany@agenda-austria.at, ORCID ID 0000-0002-0713-6010

**Abstract.** User data fuel the digital economy, while individual privacy is at stake. Governments react differently to this challenge. Estonia, a small Baltic state, has become a role model for the renewal of the social contract in times of big data. While e-governance usage has been growing in many parts of Europe during the last ten years, some regions are lagging behind. The Estonian example suggests that online governance is most successful in a small state, with a young population, trustworthy institutions and the need of technological renewal. This work examines the development of e-governance usage during the last decade in Europe from a comprehensive cross-country perspective: Size, age and trust are relevant for the development of digital governance in Europe. However, the quality of past communication infrastructure is not related to e-governance popularity.

**Keywords:** E-Governance, Europe, Estonia, Random Model, Trust.

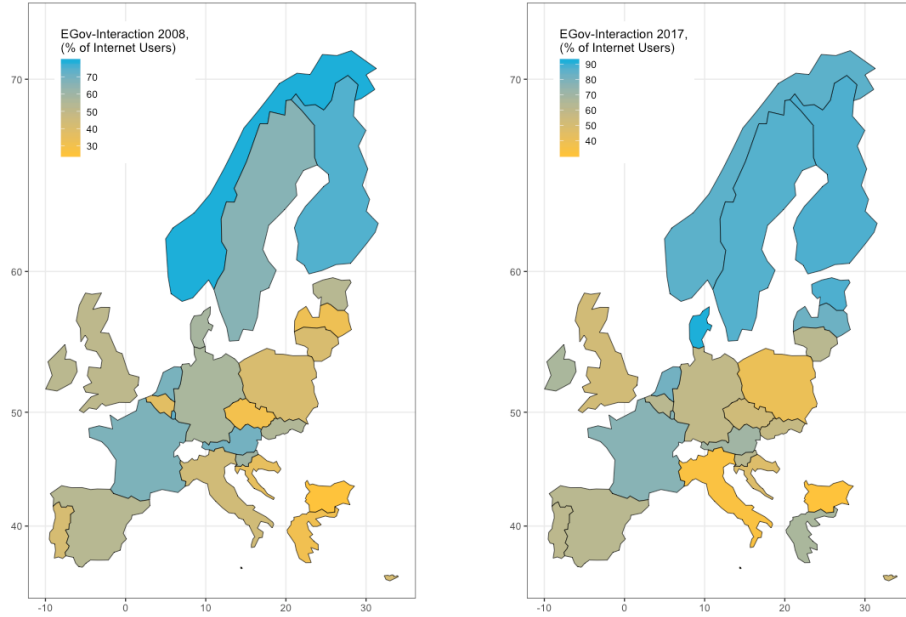
## 1 Introduction

Personal data have become a valuable resource. In fact, many digital applications and business solutions in the digital economy would not be imaginable without the constant flow of user data. Users have become "spinning wheels of data"<sup>1</sup>. The question of data protection has become immanent. Data-leaks, such as the scandal about the exploitation of Facebook data by the research firm Cambridge Analytica [2], question the security of our personal data. How to protect individual privacy, while not hindering the free flow of data in the digital economy? Governments have reacted differently to this challenge, with questionable outcomes for democracy and individual freedoms. China is explicitly making use of citizens' personal data for the surveillance and control of its society. In the US, private sector companies are the largest owners of citizen data. In contrast, Estonia, a Baltic state with roughly 1.5 million inhabitants, delivers a positive

---

<sup>1</sup> To put it with the words of tech-author Andrew Keen [1]

role model for the renewal of the social contract in times of big data. The Estonian model relies on transparency and accountability: Most user data are openly available to government institutions, while citizens can follow up every single request of their data and have the right to demand clear justifications for its usage.



**Fig. 1.** *In the EU, online interaction with between citizens and their governments has been steadily rising over the past ten years. In Estonia and its Scandinavian neighbours, almost all internet users regularly exchange information with their government online.*

The Estonian model works well. Every citizen owns a digital identity and electronic signature. Via the country’s decentralized data highway all public requests<sup>2</sup> can be efficiently and securely processed with minimal administrative burden for citizens and civil servants. Estonia is not the only country in Europe where digital governance solutions are exemplary. As shown in figure 1, in 2017, nine out of ten internet users from Estonia regularly exchange information with the government online. The same is true in countries like Norway, Sweden or Denmark. Overall, e-governance usage has been growing in most of Europe during the last ten years. However, in countries like Italy, Bulgaria or Poland, more than half of the internet users are not engaged in e-governance. How unique is the Estonian tale of digital modernisation? This work empirically examines

<sup>2</sup> Marriage, divorce, and property selling still require physical presence.

e-governance usage on a European cross-country perspective from 2008 to 2017. The example of the Estonian role model suggests that online governance is most successful in (1) small countries with (2) a young population, (3) high trust in institutions, and (4) a need for technological renewal. This analysis finds references that size, age, and confidence in legal institutions are related with the development of electronic governance. However, the argument of technological *leapfrogging*<sup>3</sup>, often suggested in the case of Estonia, can not be confirmed.

## 2 Literature

The story of Estonia's e-governance is celebrated worldwide as an example for the digital renewal of the social contract. The literature knows at least four prerequisites for successful digital government strategies, which are often presented as anecdotal evidence. First, size is said to be of advantage. Estonia only counts 1.3 million inhabitants in 2016. This is roughly the size of Munich. The initial physical registration of citizens with the digital system and their subsequent training explain advantages of smaller countries [3, 4]. Secondly, the demographic structure of the population plays an important role. The larger the share of *digital natives*<sup>4</sup>, the less time and effort is required to convince citizens about the effectiveness and security of digital solutions [5, 6]. Thirdly, digital services demand trust. In fact, the entire Estonian e-governance infrastructure is constructed around the idea that citizens trust their institutions. The credibility of digital certificates<sup>5</sup> or the enforcement of legal consequences in the case of data abuse<sup>6</sup> require institutional credibility [7, 8]. Lastly, in the case of Estonia, the argument of technological *leapfrogging* is mentioned. After the collapse of the Soviet Union, Estonia, was left without a functioning system of communication infrastructure. As Toomas Hendrik Ilves, the former Estonian president and key figure in the post-soviet modernisation, had put it: "In 1993, Estonia had the telephone system of 1938" [9]. With little previous communication infrastructure in place, countries like the early independent Estonia have the chance and need for a fresh start [10, 11].

## 3 Data

The investigation makes use of three different data sources. First, measures about the usage of digital services (*egov*), as well as the information about popula-

<sup>3</sup> The concept of leapfrogging is being used in the context of sustainable development as a theory of development which may accelerate development by skipping inferior, less efficient, more expensive or more polluting technologies and industries and move directly to more advanced ones.

<sup>4</sup> The term here refers to individuals that grew up with the daily usage of digital technologies like the internet.

<sup>5</sup> Digital certificates link legal entities and individuals with their online authentication method, such as their private keys in a Public-Key-Infrastructure.

<sup>6</sup> The approvals of doctors and lawyers, who overstepped their data access rights, has been withdrawn in several cases in Estonia.

tion size<sup>7</sup> (*pop*), and demographic structure<sup>8</sup> (*age*) is derived from the Eurostat database. The value of *egov* refers to the share of internet users that have interacted digitally with the government at least once in the last three months<sup>9</sup>. Secondly, the European Social Survey, supplies a measure of trust in institutions (*trstlgl*)<sup>10</sup>. Lastly, the Worldbank database yields information about the development of the last generation telecommunications infrastructure, which is measure with the number of fixed telephone lines per 100 inhabitants (*tlph*). In addition, the variable *svt* indicates if the country had been a part of the Soviet Union<sup>11</sup>. The final dataset contains 288 observations. It includes 27 countries and covers the years 2008 to 2017<sup>12</sup>.

## 4 Results

First, the four potential drivers of e-governance, size, age, trust, and technological leapfrogging are examined in a sample of countries with the lowest and highest e-governance rates in 2017. One possible explanations for the success of the Estonian model is population size. The digital transformation of public services is easier in smaller countries. The data supports this line of reasoning. In 2017, the five countries with the highest rates of e-governance interaction contribute to five percent of the sample's population<sup>13</sup>, while the five countries with the lowest interaction rates make up 35 percent of the sample<sup>14</sup>. Similarly, it is said that e-governance services are easier to establish in relatively young societies. However, the top-bottom comparison shows a different picture. The age-dependency ratio in the five top performing countries (55.70) is three percent points *higher* than in the bottom five (52.60). Trust in institutions is outlined as a third prerequisite for successful e-governance. The top-bottom comparison strengthens this claim. In 2017, individuals from top performing countries report significantly higher levels of trust (6,24) in their legal institutions than citizens of the bottom five (4,87). Lastly, it is assumed that countries with a weak communication infrastructure in

<sup>7</sup> In logarithmic values.

<sup>8</sup> The age dependency ratio: the number of individuals older than 65 years, divided by the number of individuals between 15 and 65 years of age

<sup>9</sup> Similarly, Eurostat tracks the number of internet users that have a) visited a governmental page, b) downloaded documents from, or c) uploaded files to a web-page of their government. Of all three e-governance measures, *egov* correlated strongly with the remaining three indicators.

<sup>10</sup> The survey question reads: "...please tell me on a score of 0-10 how much you personally trust *the legal system* in your country. 0 means you do not trust the institution at all, and 10 means you have complete trust."

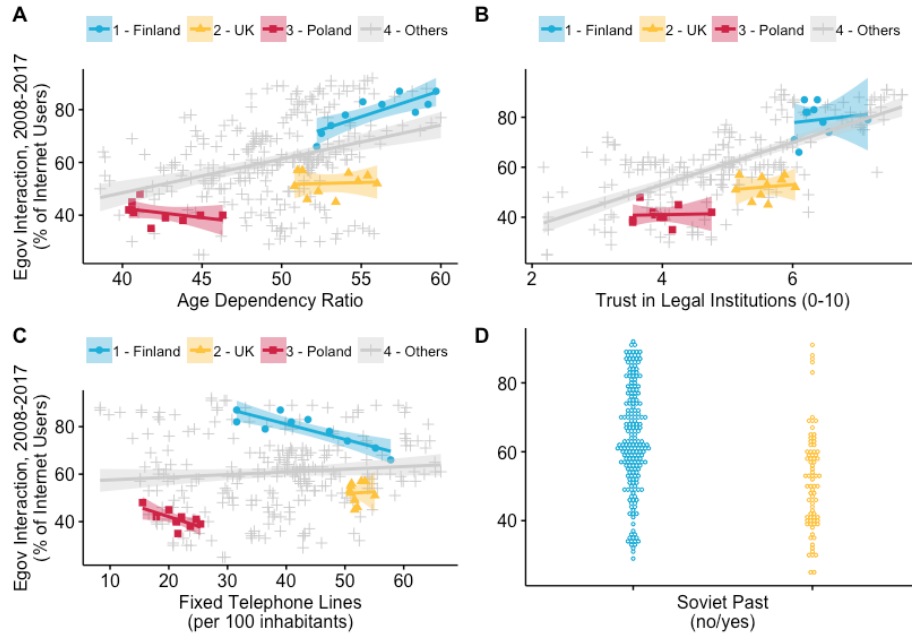
<sup>11</sup> Both former members and satellite states are included.

<sup>12</sup> Where possible, missing values of *trstlgl* and *tlph* are imputed with the values of the previous or following year.

<sup>13</sup> Denmark (92%), Estonia (88%), Finland (88%), Iceland (87%), and Sweden (87%) had a total 2017 population of 22.901.203.

<sup>14</sup> Bulgaria (31%), Italy (33%), Poland (40%), Croatia (47%), and the UK (52%) had a total 2017 population of 176.481.856.

the past face a greater pressure for adopting digital governance. Estonia, which was left with a dysfunctional communication infrastructure after Soviet times, is a good example for this case. However, this case can not be generalized. The count of fixed telephone lines per 100 inhabitants is the same for bottom (33 percent) and top (30 percent) countries. At the same time, three of the low performing countries have been under Soviet influence, while Estonia is the only post-soviet country among the top five.



**Fig. 2.** Age (quadrant A) and trust (quadrant B) are positively associated with e-governance interaction. In the case of age, this relationship varies over time and across entities.

After this first impression, a more comprehensive analysis of the sample follows. Figure 2 summarizes the relationship between the key variables of interest in all 27 countries from 2008 to 2017. Three countries with low (Poland), middle (the UK), and high levels (Finland) of e-governance interaction are highlighted. In quadrant A, a general positive tendency between age and e-governance interaction is visible. For most countries, like the UK and Poland, the level of *egov* remains constant over time. Quadrant B shows a clearly positive relationship between citizens' trust in legal institutions and e-governance interaction. This pattern is time invariant for almost all countries. In quadrant C, we find no clear overall relationship between last generation's telecommunication and e-governance. However, for some countries, like Finland and Poland, this re-

lationship is negative over time. Lastly, quadrant D shows the comparison of e-governance between countries with and without a Soviet past. In fact, interaction rates are rather high in countries that have not been under Soviet influence.

**Table 1.** *Explanations for usage of e-governance services in Europe (2008-2017): Interaction is higher in less populous countries, with an older population, and more trust in institutions.*

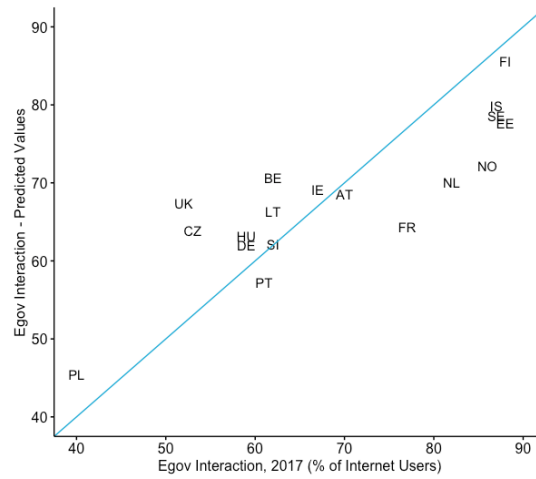
<i>Dependent variable:</i>						
E-Governance Interaction - Random Models						
	(1)	(2)	(3)	(4)	(5)	(6)
pop	-2.465 (2.148)				-3.765*** (1.419)	-4.112*** (1.369)
age		1.609*** (0.199)			1.376*** (0.224)	1.502*** (0.208)
tlph			-0.475*** (0.096)		-0.143 (0.091)	
trstlgl				5.154*** (0.969)	2.883*** (0.944)	2.754*** (0.932)
Constant	98.545*** (34.312)	-20.628** (10.216)	77.288*** (4.708)	33.988*** (5.154)	42.160* (23.447)	36.610 (22.735)
Observations	226	226	226	226	226	226
R <sup>2</sup>	0.011	0.218	0.093	0.096	0.276	0.271
Adjusted R <sup>2</sup>	0.006	0.215	0.089	0.092	0.263	0.261

\*p<0.1; \*\*p<0.05; \*\*\*p<0.01

The empirical analysis is completed by a regression models in table 1. The dependent variable is *egov*, while *pop*, *age*, *tlph*, and *trstlgl* are selected as independent variables. The comparison in figure 2 shows that some of the dependent variables have no impact on e-governance interaction over time, while in some countries a within-country relationship is visible. Therefore a random effects model is selected [12]. The results of the random effects model confirm most of the observations made after the top-bottom comparison. Population size, in the full model (5), is negatively related to *egov*. Interestingly for *age*, we see a positive relationship with e-governance interaction. This contradicts the widely held assumption about the advancement of digital governance in younger societies. As expected, trust in legal institutions shows a strong and positive association with *egov*. The degree of previous communication infrastructure, measured in fixed telephone lines per 100 capita, is not statistically related to e-governance interaction, in the full model.

As an additional check for the validity of model (6), including *pop*, *age*, and *trstlgl*, a cross-validation is performed. With a truncated sample, containing the years 2008 to 2016, the values of *egov* for the sample's last year are estimated. The relationship between actual and fitted values for 2017 is shown in figure 3. The in-sample estimation works well, on average. The values for countries at the





**Fig. 3.** For the year 2017, predicted and actual e-governance interaction rates are compared. The cross-validation slightly underestimates high values and overestimates low rates.

lower end of the spectrum are slightly overestimated, while the opposite is the case for countries with high levels of e-governance interaction.

## 5 Conclusion

Countries like Estonia, have become the role models for the digital renewal of the social contract. The Estonian example suggests that e-governance works best in small countries with a young population that shares high trust in institutions and wants to overcome dysfunctional past communication infrastructure. These four aspects are frequently mentioned in the form of anecdotal evidence, but rarely tested empirically, on a macro-level. Here, the validity of the four drivers of digital modernisation is analysed in a sample of 27 European countries between 2008 and 2017. As for population size, the investigation confirms that e-governance is higher in small countries. For age, however, the Estonian case is contested. E-governance rates are higher in older societies. Clearly, the argument of trust is supported by the empirical evidence. Where citizens have high levels of trust in their legal institutions, e-governance interaction is strong. Lastly, the results do not support the argument of *leapfrogging*. Previous generation's communication infrastructure is not related to e-governance interaction rates. Likewise, post-soviet countries on average have no advantage in adapting digital governance. The Estonian success story of digital modernisation does not apply universally. There is no one size fits it all for the success of e-governance in Europe.

## 6 Appendix

**Table 2.** *With the exception of trust in legal institutions trstlgl, observations are available for all 27 countries and nine years.*

Statistic	N	Mean	St. Dev.	Min	Pctl(25)	Pctl(75)	Max
egov	288	60.396	15.908	25	49	71	92
pop	288	15.733	1.475	12.662	14.902	16.236	18.229
age	288	49.648	4.413	38.600	46.875	52.425	60.000
tlph	288	38.371	13.314	8.310	28.141	47.779	66.324
svt	288	0.278	0.449	0	0	1	1
trstlgl	226	5.014	1.272	2.176	4.018	5.866	7.679

**Table 3.** *The final sample, with full availability of all variables, includes 27 countries.*

Country	ISO 2	N	Years
Austria	AT	5	2013 - 2017
Belgium	BE	9	2008 - 2017
Bulgaria	BG	6	2008 - 2014
Cyprus	CY	6	2008 - 2014
Czech Republic	CZ	9	2008 - 2017
Germany	DE	9	2008 - 2017
Denmark	DK	8	2008 - 2016
Estonia	EE	8	2009 - 2017
Greece	EL	4	2008 - 2012
Spain	ES	9	2008 - 2017
Finland	FI	9	2008 - 2017
France	FR	9	2008 - 2017
Croatia	HR	4	2008 - 2012
Hungary	HU	9	2008 - 2017
Ireland	IE	9	2008 - 2017
Iceland	IS	5	2011 - 2016, 2017
Italy	IT	5	2012 - 2014, 2016, 2017
Lithuania	LT	7	2010 - 2017
Latvia	LV	3	2008 - 2010
Netherlands	NL	9	2008 - 2017
Norway	NO	9	2008 - 2017
Poland	PL	9	2008 - 2017
Portugal	PT	9	2008 - 2017
Sweden	SE	9	2008 - 2017
Slovenia	SI	9	2008 - 2017
Slovakia	SK	6	2008 - 2014
United Kingdom	UK	9	2008 - 2017

## References

1. A. Keen, E-stonia: the country using tech to rebrand itself as the anti-russia (2016).  
URL [E-stonia:the country using tech to rebrand itself as the anti-Russia](https://en.wikipedia.org/wiki/E-stonia:the_country_using_tech_to_rebrand_itself_as_the_anti-russia)
2. Wikipedia, (2018).  
URL [https://en.wikipedia.org/wiki/Facebook%E2%80%93Cambridge\\_Analytica\\_data\\_scandal](https://en.wikipedia.org/wiki/Facebook%E2%80%93Cambridge_Analytica_data_scandal)
3. C.-M. Teiu, An overview over the worldwide development of e-government.
4. M. J. Moon, E. W. Welch, W. Wong, What drives global e-governance? an exploratory study at a macro level, in: System Sciences, 2005. HICSS'05. Proceedings of the 38th Annual Hawaii International Conference on, IEEE, 2005, pp. 131–131.
5. R. Rose, A global diffusion model of e-governance, *Journal of Public Policy* 25 (1) (2005) 5–27.
6. J. C. Thomas, G. Streib, E-democracy, e-commerce, and e-research: Examining the electronic ties between citizens and governments, *Administration & Society* 37 (3) (2005) 259–280.
7. M. Parent, C. A. Vandebeek, A. C. Gemino, Building citizen trust through e-government, *Government Information Quarterly* 22 (4) (2005) 720–736.
8. M. Warkentin, D. Gefen, P. A. Pavlou, G. M. Rose, Encouraging citizen adoption of e-government by building trust, *Electronic markets* 12 (3) (2002) 157–162.
9. K. Hjelmgaard, From jersey to estonia, a president pushes technology (2013).  
URL <https://eu.usatoday.com/story/news/world/2013/12/23/estonia-president-toomas-hendrik-ilves/3877149/>
10. S. Haque, P. Pathrannarakul, E-government towards good governance: A global appraisal, *Journal of E-governance* 36 (1) (2013) 25–34.
11. G. Alzouma, Myths of digital technology in africa: Leapfrogging development?, *Global Media and Communication* 1 (3) (2005) 339–356.
12. K. Schmidheiny, U. Basel, Panel data: fixed and random effects, *Short Guides to Microeconometrics* (2011) 2–7.