

Jütting, Johannes P.; Uchimura, Hiroko

Conference Paper

Fiscal Decentralization, Chinese Style: Good for Health Outcomes?

Proceedings of the German Development Economics Conference, Göttingen 2007, No. 16

Provided in Cooperation with:

Research Committee on Development Economics (AEL), German Economic Association

Suggested Citation: Jütting, Johannes P.; Uchimura, Hiroko (2007) : Fiscal Decentralization, Chinese Style: Good for Health Outcomes?, Proceedings of the German Development Economics Conference, Göttingen 2007, No. 16, Verein für Socialpolitik, Ausschuss für Entwicklungsländer, Göttingen

This Version is available at:

<https://hdl.handle.net/10419/19872>

Standard-Nutzungsbedingungen:

Die Dokumente auf EconStor dürfen zu eigenen wissenschaftlichen Zwecken und zum Privatgebrauch gespeichert und kopiert werden.

Sie dürfen die Dokumente nicht für öffentliche oder kommerzielle Zwecke vervielfältigen, öffentlich ausstellen, öffentlich zugänglich machen, vertreiben oder anderweitig nutzen.

Sofern die Verfasser die Dokumente unter Open-Content-Lizenzen (insbesondere CC-Lizenzen) zur Verfügung gestellt haben sollten, gelten abweichend von diesen Nutzungsbedingungen die in der dort genannten Lizenz gewährten Nutzungsrechte.

Terms of use:

Documents in EconStor may be saved and copied for your personal and scholarly purposes.

You are not to copy documents for public or commercial purposes, to exhibit the documents publicly, to make them publicly available on the internet, or to distribute or otherwise use the documents in public.

If the documents have been made available under an Open Content Licence (especially Creative Commons Licences), you may exercise further usage rights as specified in the indicated licence.

Fiscal Decentralization, Chinese Style: Good for Health Outcomes?

Hiroko Uchimura[§] and Johannes Jütting[†]

Abstract

This study analyzes the effect of fiscal decentralization on health outcomes in China using a panel data set with nationwide county-level data. We find that counties in more fiscal decentralized provinces have lower infant mortality rates compared with those counties in which the provincial government retains the main spending authority, if certain conditions are met. Spending responsibilities at the local level need to be matched with county government's own fiscal capacity. For those local governments that have only limited revenues, their ability to spend on local public goods such as health care depends crucially upon intergovernmental transfers. The findings of this study thereby support the common assertion that fiscal decentralization can indeed lead to more efficient production of local public goods, but also highlights the necessary conditions to make this happen.

[§] Institute of Developing Economies, IDE-JETRO, Japan

[†] OECD Development Centre, France

1. Introduction

Fiscal decentralization has become a major trend worldwide. The literature highlights the allocative benefits of transferring authority and resources from central to local tiers of government for the provision of local public goods (Dethier, 1999; Bardhan, 2002). In particular, in developing countries where considerable attention is given to the achievement of the Millennium Development Goals (MDGs), hope exists that fiscal decentralization can improve access to health care and other social services. How? In a nutshell, two main arguments are discussed in the theoretical literature: First, local governments have an information advantage vis-à-vis the central government that allows them to provide public goods more efficiently (Hayek, 1945). Second, citizens can “vote with their feet”. They will select a local jurisdiction that best balances their aspiration for local public goods and the tax level that goes with it. Over time, competition for citizens between the different local jurisdictions will drive down costs for the production of local public goods and services (Tiebout, 1956). Drawing on these experiences, Musgrave (1959) and Oates (1972) developed a theory of fiscal federalism that provides guidelines for the assignment of taxes and expenditures to the various levels of government to improve overall welfare.

China is a very interesting case study to test whether fiscal decentralization indeed leads to improved production of local public goods and services. China, with its large size and population, is one of the most decentralized countries in the world measured in terms of spending authority assigned to the local governments. The health sector is a particularly interesting sector for assessing the impact of fiscal decentralization on public goods. It has been undergoing reform for roughly 30 years, with considerable changes in the provision and financing of health care services. What makes the Chinese experience somewhat unique worldwide is its depth of fiscal decentralization in terms of expenditure, in contrast with the revenue side that has been recentralized since a major reform in 1994. Moreover, and contrary to other experiences in developing countries, there has been no political decentralization: local government officials are not accountable to the local electorate but to higher level government officials. In a nutshell, Chinese-style fiscal federalism deviates considerably from the textbook case and thereby may yield quite different results.

Most studies on the impact of fiscal decentralization in China have used province level data (e.g., Jin, Qian and Weingast, 2005; Tochkov, 2006). Among these, several studies pointed to increasing spending inequalities among Chinese provinces that translate into widening spatial inequalities in access to health care (OECD, 2006; Kanbur and Zhang, 2003). Jin and Zou (2005) examined the fiscal relationship between central and provincial governments in China. They used the relative importance of the provincial government on the revenue side and the expenditure side as fiscal decentralization indicators, and analyzed the impacts of fiscal decentralization on economic growth. In addition, Zhang (2006) analyzed the influence of fiscal decentralization on regional

growth as well as inequality in China. He focused on fiscal decentralization below the province level by using county-level fiscal data.

In this paper, we employ panel data analysis using county-level data to estimate the impact of fiscal decentralization on health outcomes. In particular, this allows us to address the development within provinces. Counties as intermediaries between central/province and townships are highly important to health care provision and thereby influence health outcomes. Two key questions guide our analysis. First, do more decentralized county governments perform better, measured in terms of lower infant mortality rates, compared with those counties in which provinces play larger roles in the provision of public services? Second, what role do intergovernmental transfers play in explaining different health outcomes? Fiscal transfers, including several kinds of subsidies, from the central to local governments play an increasingly important role in China to deal with the raising inequality between and within provinces.

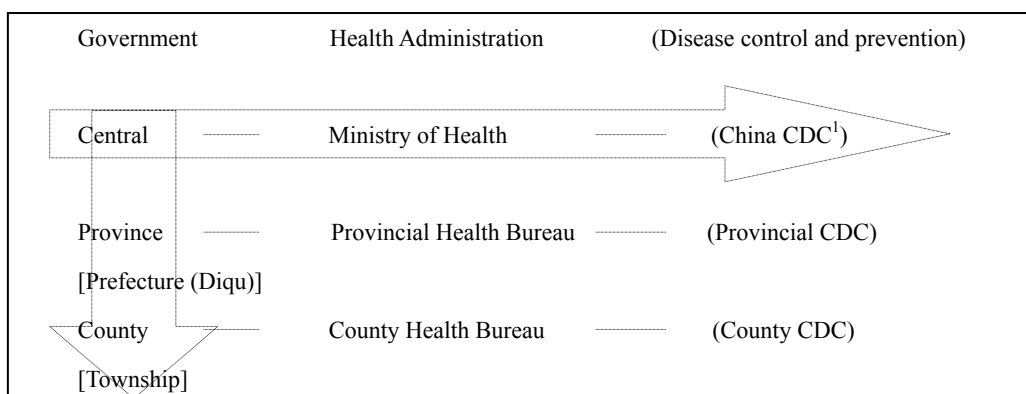
The remainder of this paper is organized as follows: the next section provides a short theoretical snapshot of fiscal decentralization and health outcomes with reference to the Chinese context. Section 3 presents the data used and descriptive statistics, while section 4 presents the results of the empirical analysis. The last section presents preliminary policy implications and the conclusion.

2. A simple framework: Fiscal decentralization and health

The administrative structure of the health sector in China is presented in a stylized way in Figure 1. The vertical line of ‘Government’ represents the alignment from the central government to lower tiers of government. The same vertical alignment is applied to health sector administrations. The horizontal line shows the linkage between the government and health administrative organizations at each level of government: central, province and county.

This structure also reflects the direction of flows in the system. Public funds for health flow from the upper tiers to the lower tiers of government, and from the upper tiers to the lower tiers of the health administration (vertical arrow). In addition, public funds for health flow from the government to health organizations at each level of government (horizontal arrow).

Figure 1 The Administrative and Fiscal Structure of the Health Sector



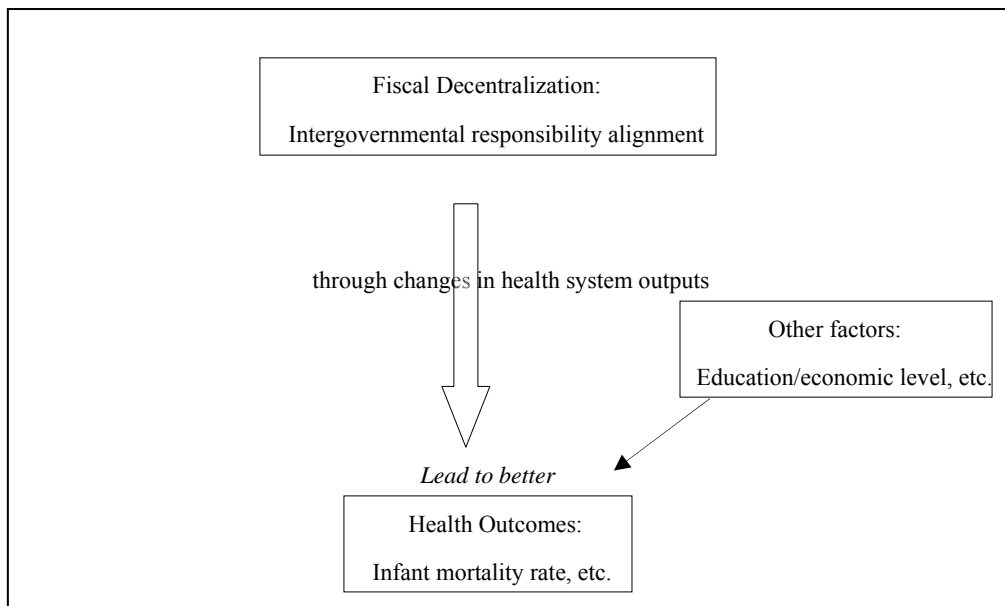
Note: Authors' compilation.

The central and provincial governments are responsible for the broader policy and strategic design, and investment in the larger health infrastructure, whereas the counties have practical responsibilities for implementing health programs or services. There are more than one hundred counties in large provinces such as Hebei and Sichuan. The fiscal or institutional capacity of the county government is critically important for the provision of appropriate health services, and ultimately for achieving better health outcomes of the local people.

Figure 2 presents a simple framework that links fiscal decentralization to health outcomes. Following the conventional thinking on fiscal decentralization and its relationship to the provision of a local public good, the following stylized chain of interaction can be established. Fiscal decentralization assigns more financial responsibility for health service provision to lower tiers of government—in the Chinese case, to the county level. This will bring about responsive/efficient service provision because lower tiers of government can more efficiently provide health care services as they know better the preferences of their citizens. Local government with a “helping hand” (Shleifer and Vishny, 1998) will further invest in and develop the health system, which will lead in the medium to long run—in conjunction with other measures such as improved education—to improved health outcomes.

¹ China CDC is formally the Chinese Center for Disease Control and Prevention, which was created in 2002 (Peng et al., 2003).

Figure 2 The Linkage between Fiscal Decentralization and Health



Several caveats exist with this line of argument. First, an implicit assumption in the standard approach to fiscal federalism is that local governments are responsive to the needs of voters. However, in China, local government officials are generally not elected and hence may not be responsive to local needs and preferences. Local government officials might be more interested in supporting local business development than in investing in the provision of social services, in particular, low cost primary health care. In fact, local governments might play the role of a “grabbing hand” by investing more in the provision of more profitable tertiary health care such as expensive hospitals instead of in the further development of primary health care. All this may make the standard Tiebout model inapplicable. Second, the provision of health care services with interjurisdictional spillover effects such as immunization might suffer in a decentralized setting as local governments have less incentive to provide such services. Third, designing a functioning intergovernmental fiscal transfer system that compensates for different revenue capacities is a challenge. Conditional transfer will reduce the expenditure management (decision-making) autonomy of the local government, which would weaken the responsiveness of public services provided by the local government. In contrast, unconditional transfer would reduce the incentives for the local government to manage funds efficiently (de Mello, 2000).

Hence, it is an empirical question whether fiscal decentralization leads to an improvement in health outcomes and whether fiscal transfers can play a smoothing role.

3. Modeling the impact of fiscal decentralization on health outcomes: basic model, data and descriptive statistics

3.1 Basic model²

To empirically assess the question of whether and under which conditions fiscal federalism, Chinese style, improves health outcomes, we apply a fixed-effects model with the following structure to our panel dataset:

The basic model is:

$$y_{it} = \alpha + \beta X_{it} + \gamma C_{it} + v_{it} \quad (1),$$

where i indexes the province and t is time. X denotes fiscal decentralization indicators and C denotes the control variables. y is the provincial infant mortality rate and v is an error term. The following variables are used in the empirical analysis.

Dependent variable

The dependent variable in our model is “health outcomes” measured by provincial infant mortality rates per thousand live births (IMR).

Explanatory variables

1) Fiscal decentralization indices

To quantitatively examine fiscal decentralization below the province level, we use the following two indicators: vertical balance (VB) and the ratio of county expenditure to total provincial expenditure (RCE). The two indicators are defined as follows:

Vertical balance (VB):

$$VB_j = \frac{\sum_i CE_{i,j}}{\sum_i COR_{i,j}} \quad (2),$$

where j denotes province and i denotes county. $CE_{i,j}$ is county expenditure and $COR_{i,j}$ is the county's own revenue at province (j). Hence, the numerator is counties' expenditures aggregated at the provincial level, and the denominator is counties' own revenues aggregated at the provincial level. Accordingly, VB_j is the ratio of aggregate counties' expenditures to aggregate counties' own revenues in a given province (j).

² Descriptions of variables are summarized in Table A1 in the Appendix.

If VB_j is greater than one, aggregate county outlay exceeds aggregate county own revenue in province (j). This indicates a fiscal gap in the counties that must be filled with intergovernmental transfers, including various kinds of subsidies.³ On the other hand, if the VB is less than one, the revenues at the county level are sufficient to pay for the assigned expenditures. Hence, the vertical balance is a good indicator of whether the expenditure assignments of the counties in a province need transfers from the provincial or central government.

Ratio of county expenditure to total provincial expenditure (RCE):

$$RCE_j = \frac{\sum_i CE_{i,j}}{TPE_j} \quad (3),$$

where TPE_j denotes total provincial expenditure, which includes aggregate $CE_{i,j}$ in province (j) and the expenditure of the provincial government (j).⁴ Thus, RCE_j is always less than unity. It measures the ratio of aggregate counties' expenditure in province (j) to the total fiscal expenditure of province (j), and captures the relative importance of counties as public service providers. This indicator is also important in capturing the extent of fiscal decentralization below the province level. As observed below, this ratio varies across provinces in China, which means that fiscal expenditure is more decentralized to the county level in some provinces than in others.

2) Socioeconomic characteristics

Social characteristics are measured by education level and fertility rate at the province level. The provincial illiteracy rate (aged 15 and over) is the percentage ratio of the number of illiterates to the total population aged 15 and over, which is used in our model as a proxy of the education level. The fertility rate is measured by the provincial birth rate, which is the ratio of the number of births to the average population in the province (times 1000 (%)).

Economic characteristics are measured by the economic level of the province and the size of the provincial government. Economic level is measured by the provincial per capita GDP, and provincial government size is measured by provincial total fiscal expenditure relative to provincial GDP. The rural/urban ratio captures both social and economic characteristics of the province, and is measured by the ratio of rural people to urban people in the province.

3.2 Data

To construct the two fiscal decentralization indicators, we use county government fiscal

³ It would have been interesting to disentangle the variable of “intergovernmental transfer” further into conditional and un-conditional transfer and on this basis create another index. Unfortunately, this data was not available.

⁴ In addition, TPE includes the expenditure of the prefecture (Diqu), the administrative/governmental characteristics of which differ significantly between provinces.

expenditure, the county government's own revenue⁵, and total fiscal expenditure at the province level. The source of the county data is *Prefecture and County Level Public Finance Statistics* (Quanguo Di Shi Xian Caizheng Tongji Ziliao). The provincial data is from the *Finance Year Book of China*, and the *China Statistical Yearbook*. Provincial infant mortality rates have been supplied by the Beijing Center Disease Prevention and Control.⁶ The provincial illiteracy rate for the population aged 15 and over is calculated from the *China Population Statistics Yearbook*. Provincial per capita GDP is from the *China Compendium of Statistics*. The provincial birth rate and the ratio of rural to urban people in provinces are also calculated from the *China Compendium of Statistics*.

The availability of data limits the implications that can be drawn from our analysis. For instance, it would have been very useful to include "health expenditure at county level" as a further explanatory factor as well as other variables to proxy for health outcomes than IMR rates. It is to be hoped that with the increased interest of the Chinese government in health issues, data quality and availability will improve to allow for studies that are not constrained by the existing data limitations.

3.3 Descriptive analysis

This study employs the above defined fiscal decentralization indicators to capture fiscal decentralization below the province level in China. We use panel data that cover twenty-six provinces for seven years (1995 to 2001) for our quantitative analysis.⁷

⁵ We include tax refunds in counties' own revenue because the fiscal characteristics of tax refunds in the Chinese sense define them in this way rather than as transfers (see OECD (2006) for details of the fiscal system).

⁶ The dataset is available from the authors upon request.

⁷ Our dataset does not include Tibet, Beijing, Tianjin and Shanghai because of their exceptionality. County expenditure in Tibet depends greatly on resources from upper tiers of the government. Its vertical balance (seven-year average) is 5.7, which means Tibet's county expenditure is almost six times as much as its own revenue. This level is exceptionally high compared with other provinces. Regarding Beijing, Tianjin, and Shanghai, their county expenditure ratio (seven-year, three-province average) is 8.3%, which is very low compared with other provinces. As they are large province-level municipalities, they might differ from other provinces in terms of administration or fiscal treatment. Hence, we exclude these three provinces as well as Tibet from our dataset. Since 1997, Chongqing has also been one of the large province-level municipalities. Thus, we do not include Chongqing in our data set from 1997 to 2001. Before 1997, Chongqing was included in Sichuan province as one of the districts in Sichuan. Thus, our dataset for 1995 and 1996 reflects this situation.

Table 1 Descriptive Statistics of Major Variables

	Obs	Mean	Std. Dev.	Min	Max
IMR	182	21.96	9.34	8.99	50.28
VB	182	1.36	0.37	0.77	2.59
RCE	182	0.45	0.08	0.21	0.61
Economic level	182	6031.7	2705.3	1853.0	14655.0
Rural/urban ratio	182	2.44	1.20	0.23	6.24
Birth rate	182	15.29	8.25	7.70	115.00
Illiteracy rate	182	16.75	8.16	5.07	51.45

Table 1 reports descriptive statistics of our panel dataset. The infant mortality rate (IMR) varies across provinces and over the years. The lowest IMR (8.9) is for Zhejiang province in 2001, and the highest (50.2) is for Qinghai province in 1996. The lowest is much better than the IMR in other Asian countries—for example, the IMR of the Philippines was 30.0 in 2000. However, the highest IMR (50.2) is worse than those of other Asian countries—for example, Indonesia’s IMR was 48.0 in 1995. Socioeconomic characteristics also differ between provinces and over the years. It is now well known that significant economic differences exist between provinces in China. In addition, our observations indicate that social characteristics, such as education level, differ across provinces and over the years. Table 1 shows that both VB and RCE differ between provinces. As these are our most interesting variables, more details will be reported in the following.

Figure 3 VB and RCE in 2000

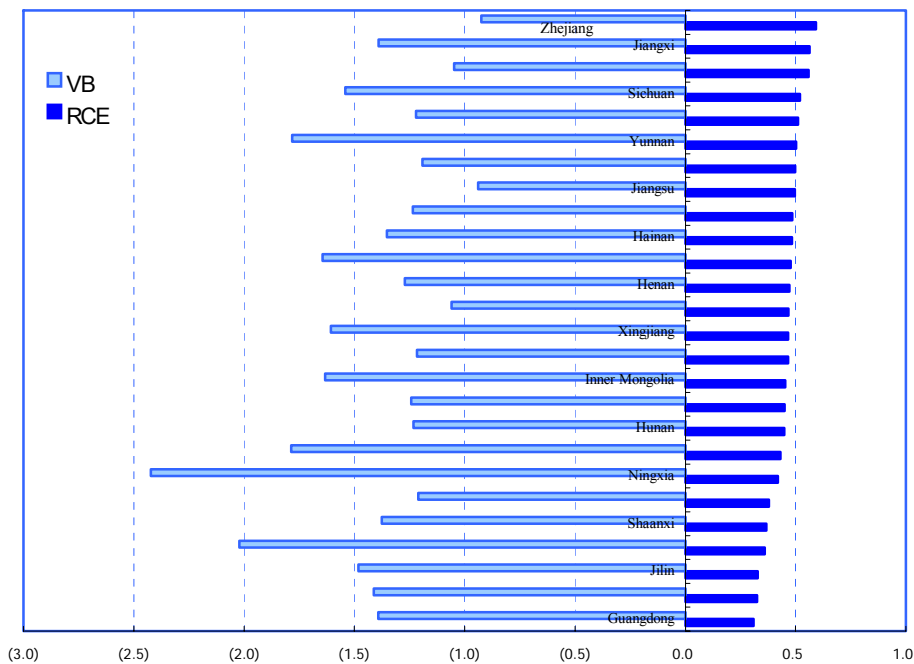


Figure 3 provides the VB and RCE of 26 provinces in 2000. The VB is more than one in most of the provinces, which means that counties in most of the provinces depend on intergovernmental fiscal transfers to carry out their responsibilities. We confirm that the degree of VB varies across provinces. In addition, we do not find any particular trend between the VB and the RCE. The ratio of county expenditure covered by intergovernmental transfers is high in some provinces; however, the RCE (the relative expenditure importance of counties to province) is not necessarily high in the provinces. The province–county fiscal relationship differs between provinces in China.⁸ For instance, Figure 3 shows that Zhejiang has the highest RCE of the provinces, which means that its county expenditures are high relative to the total province expenditure; however, Zhejiang’s VB is not very high compared with other provinces. The RCE of Guangdong is the lowest of the provinces, but Guangdong’s VB is higher than that of Zhejiang. This suggests that counties in some provinces may have a relatively high fiscal capacity, whereas other counties may suffer from fiscal shortages compared to their responsibilities.

4. Empirical Analysis

We apply a fixed-effects model for our analysis and, hence, the estimation model is:

$$y_{it} = \alpha + \beta X_{it} + \gamma C_{it} + \mu_i + u_{it} \quad (4),$$

where μ_i is the unit-specific residual: it differs between units (provinces) but it is time invariant. It captures the unit-specific characteristics that do not change over time. In our model, the unit-specific characteristics can be considered to be provincial geographical characteristics, etc. The fixed-effects model is also supported by model tests.⁹

To examine the impact of fiscal decentralization below the province level on health outcomes, we examine following sets of models that focus on vertical balance and the relative expenditure importance of the county, respectively.

⁸ Note that differences in the depth of fiscal decentralization below the province level (the province-county relation) do not necessarily relate to the economic level or the geographical patterns of the provinces (OECD, 2006). The degree of RCE could reflect differences in the fiscal administrative system below the province level. There exists basically three-tier of governments below province: province, prefecture, and county. In some provinces, the provincial government is directly linked to the county governments, while in others the prefecture governments play an intermediary role between province and county. A higher RCE value might measure a difference in the administrative structure within a province and not only the depth of fiscal decentralization.

⁹ The model is tested by an F-statistical test and the Hausman test, which support the fixed-effects model.

Models (a–b) $IMR = f(VB, Econ, Rural, Fer, Edu)$ (5),

where IMR is the provincial infant mortality rate, which is our dependent variable (health outcome), VB is the aggregate county vertical balance, $Econ$ denotes the economic level of the province measured by provincial per capita GDP and $Rural$ denotes the ratio of rural people to urban people in the province. Fer denotes the fertility rate, and Edu is the illiteracy rate of the province, which is a proxy of the education level. In the first set of models, we focus on the effect of vertical balance on health outcomes. Model (b) includes the RCE to control the influence of the relative expenditure importance of the county.

Models (c–d) $IMR = f(RCE, Econ, Rural, Fer, Edu)$ (6),

where RCE denotes aggregate county expenditure to total provincial expenditure. In this set of models, we examine the effect of the relative expenditure importance of the county government compared with the provincial government on health outcomes. The coefficient of RCE will be interpreted as the effect of the relative importance of the county government on IMR clearly in model (d) because the influence of the denominator of RCE is controlled by including provincial government size as a control variable.

Models (e–f) $IMR = f(VB, RCE, INT, Econ, Rural, Fer, Edu)$ (7),

where INT denotes the intersection term of VB and RCE . The intersection term of VB and RCE is included in model (e) to examine the interaction effect between them on health outcomes. Model (f) includes both the intersection term and provincial government size.

We need to heed the interpretation of models including the intersection term. The estimation equations of models (a) and (c) are, respectively:

$$\ln(IMR_{it}) = \alpha + \beta_1 \ln(VB_{it}) + \gamma C_{it} + \mu_i + u_{it} \quad (8),$$

$$\ln(IMR_{it}) = \alpha + \beta_1 \ln(RCE_{it}) + \gamma C_{it} + \mu_i + u_{it} \quad (9).$$

β is interpreted as the elasticity of VB or RCE to the infant mortality rate, which is fixed as β_1 .

The estimation equation of models (e) and (f) is:

$$\ln(IMR_{it}) = \alpha + \beta_1 \ln(VB_{it}) + \beta_2 \ln(RCE_{it}) + \beta_3 \ln(RCE_{it}) * \ln(VB_{it}) + \gamma C_{it} + \mu_i + u_{it} \quad (10).$$

In this model, the intersection term allows the elasticity to vary. The elasticity of VB to

IMR is $\frac{\partial \ln IMR}{\partial \ln(VB)} = \beta_1 + \beta_3 * \ln(RCE)$. Likewise, the elasticity of RCE to IMR is $\frac{\partial \ln IMR}{\partial \ln(RCE)} = \beta_2 + \beta_3 * \ln(VB)$. Therefore, the elasticity varies depending on the value of VB or RCE .

Table 2 Impact of Fiscal Decentralization on Health Outcomes¹⁰

Dependent variable	Infant Mortality Rate (ln)			
	(a)	(b)	(c)	(d)
Independent variable				
(a) VB: Vertical balance (ln)	-0.191 (-2.20)*	-0.230 (-2.57)**		
(b) RCE: Ratio of county govt expenditure (ln)		-0.187 (-3.27)**	-0.161 (-2.81)**	-0.165 (-2.69)**
Per capita GDP (ln)	-0.221 (-2.43)*	-0.236 (-2.59)**	-0.313 (-3.74)**	-0.163 (-2.07)*
Rural/urban ratio	0.016 (0.74)	0.008 (0.38)	0.018 (0.84)	0.021 (1.10)
Birth rate	0.004 (4.21)**	0.003 (4.08)**	0.004 (4.36)**	0.004 (4.18)**
Illiteracy rate	0.009 (4.49)**	0.008 (4.35)**	0.009 (4.38)**	0.005 (2.24)*
Provincial govt size				-2.158 (-4.47)**
Number of observations	182	182	182	182
Number of groups	26	26	26	26
R ² within	0.503	0.522	0.506	0.580
Dependent variable	Infant Mortality Rate (ln)			
	(e)	(f)		
Independent variable				
(a) VB: Vertical balance (ln)	0.208 (1.01)	0.100 (0.41)		
(b) RCE: Ratio of county govt expenditure (ln)	-0.317 (-3.73)**	-0.229 (-2.64)**		
(c): Intersection term: (a) * (b)	0.577 (2.10)*	0.242 (0.77)		
Per capita GDP (ln)	-0.226 (-2.50)**	-0.146 (-1.69)		
Rural/urban ratio	0.014 (0.67)	0.020 (1.02)		
Birth rate	0.003 (3.80)**	0.003 (3.89)**		
Illiteracy rate	0.008 (3.83)**	0.005 (2.21)*		
Provincial govt size		-1.938 (-3.64)**		
Number of observations	182	182		
Number of groups	26	26		
R ² within	0.534	0.583		

Note: The numbers in parentheses are t-statistics, corrected for panel heteroskedasticity.

The symbol * indicates significance at the 5% level.

The symbol ** indicates significance at the 1% level.

¹⁰ As indicated in Table 2, two fiscal decentralization indicators, the economic level (per capita GDP) and the dependent variable, are defined in logs. As explained in the text, the coefficients of the variables can be interpreted as elasticity by a log transformation. A log transformation is sometimes applied in order to manage heteroskedasticity. Many other studies apply a log transformation (Filmer and Pritchett, 1999; de Mello, 2000; Baldacci, Guin-Siu and de Mello, 2003; Jin and Zou, 2005). Filmer and Pritchett (1999) discussed in detail the transformation of variables to logs.

Table 2 summarizes the main results. First, we examine the effect of *VB* on health outcomes (*IMR*). Vertical balance captures the importance of intergovernmental fiscal transfers, including various kinds of subsidies, to counties, which fill the potential fiscal gaps of the counties. Model (a) is the simplest model including *VB* as measure of fiscal decentralization. The coefficient is negative and statistically significant in model (a); that is, when *VB* increases, *IMR* decreases. The same result is confirmed in model (b), in which *RCE* is controlled for. This result suggests that intergovernmental transfers to county governments are important for attaining better health outcomes, after controlling for the influence of the relative expenditure importance of the county government. Model (e) includes the intersection term between *VB* and *RCE*; however, coefficient of *VB* is not statistically significant in model (e).

Second, we focus on the effect of *RCE* on *IMR*. Is an increase in the relative expenditure importance of the county government good for health outcomes? All coefficients of *RCE* are statistically significant. The coefficient of the intersection term is statistically significant in model (e), but less significant in model (f). The coefficients of *RCE* are negative in models (c) and (d), which means that *IMR* is lower in a province where the relative importance of county governments is enhanced. We have to consider the intersection term effect in models (e) and (f). The elasticity of *RCE* is $\beta_2 + \beta_3 * \ln(VB)$, which varies depending on the variable *VB*. The elasticity of *RCE* varies from -0.47 to 0.23 in model (e) and from -0.29 to 0.00 in model (f). These results suggest important points. When we do not consider the interaction effect between *RCE* and *VB*, the empirical result suggests a simple interpretation of the impact of county importance on health outcomes (*IMR*). That is, when the relative importance of county expenditure responsibility is enhanced, the *IMR* decreases. However, when we consider the interaction effect, the interpretation is not so straightforward. However, when we consider the interaction effect, the interpretation is not so straightforward. The positive effect of an increasing relative importance of the county government on the *IMR* seems to critically hinge upon a low value of the *VB*; in other words when county expenditures are financed by county's own revenues.

Regarding the control variables, the effects on infant mortality rate are as expected. Economic development leads to better health outcomes (a lower infant mortality rate). A higher fertility rate or a higher illiteracy rate (a lower education level) relates to worse health outcomes (a higher infant mortality rate). A higher rural ratio in a province will lead worse health outcomes.

To conclude, our empirical work suggests that, first, if the relative importance of the county (the ratio of county expenditure to total provincial expenditure) is constant, more fiscal transfers are important to attain better health outcomes. In general, county governments tend to face fiscal difficulties in carrying out their responsibilities. Thus, it is important to transfer fiscal resources to counties. In other words, this result implies that if fiscal decentralization is not accompanied by the provision of adequate resources to lower tiers of government, it will prevent the achievement of

expected outcomes.¹¹

Second, increasing the county government relative expenditure responsibility will improve health outcomes if this expenditure will be financed by its own revenue. Broadening the relative expenditure responsibility of the county government does not automatically lead to better health outcomes. The results depend critically on the county's own fiscal capacity, i.e. its own fiscal resources. This implies that strengthening revenue authority of county government is important to attain better health outcomes when county government expenditure responsibility is increased.

5. Conclusion

Fiscal decentralization, Chinese style, deviates substantially from the classical text-book scenario provided in the fiscal federalism theory. The improvement of health outcomes from sufficing fiscal resource of local government to carry out the responsibility in China depends on several critical factors. This study highlights two factors: first, the need to establish a functioning transfer system, and secondly to strengthen local governments own fiscal capacity. Another, equally important challenge and not addressed in this paper is to combine fiscal decentralization with health sector financing reforms in such a way, that Out-of-Pockets payments are reduced and access to health care service improves. This is an important task for further research. To understand better the factors that could help to improve the delivery of health care in China is a crucial determinant in China's self chosen way towards a harmonious society. Currently, many citizens in particular in poor and remote areas are still deprived from the access to basic social services.

Providing incentives for local governments is crucial as local authorities generally may have little interest in public services, especially those with interjurisdictional spill-over. Mapping resources to expenditure is an important tool for this but not the only one. Setting up a transfer system to redistribute funding is important to boost poorer regions' fiscal capacity. To make this function, responsibilities at the various levels of government and health institutions must be clearly defined and enforced. To this end, Chinese authorities might want to consider changing the accountability of local civil servants from the upper layer of government to the local population through effective political devolution of powers. More work is needed how such a change could be put into practices, what would be the likely benefits and risks and who would ensure a proper implementation. As the Chinese congress has made health protection a key priority for the coming years, the overall environment might be conducive to this kind of analysis.

References

¹¹ This empirical finding is supported by previous studies that equally found that the theoretical benefits of decentralization only materialize on the ground when certain conditions are met (Jütting et al., 2005).

- Baldacci, Emanuele, Maria Teresa Guin-Siu, and Luiz de Mello [2003], "More on the Effectiveness of Public Spending on Health Care and Education: A Covariance Structure Model," *Journal of International Development*, Vol. 15, No. 6, pp. 709-725, August 2003.
- Bardhan, Pranab [2002], "Decentralization of Governance and Development," *Journal of Economic Perspective*, Vol. 16, No. 4, pp.185-205, 2002.
- Dethier, Jean-Jacques [1999], "Governance and Economic Performance: A Survey," *Discussion paper No. 5, on Development Policy*, ZEF, 1999.
- Filmer, Deon, and Lant Pritchett [1999], "The Impact of Public Spending on Health: Does Money Matter?" *Social Science and Medicine*, Vol. 49., pp. 1309-1323, 1999.
- Hayek, F. A. [1945], "The Use of Knowledge in Society," *The American Economic Review*, Vol. 35, No. 4, pp. 519-530, September 1945.
- Jin, Hehui, Yingyi Qian, and Barry R. Weingast [2005], "Regional Decentralization and Fiscal Incentives: Federalism, Chinese Style," *Journal of Public Economics*, Vol. 89 No. 9-10, pp. 1719-1742, 2005.
- Jin, Jing, and Heng-fu Zou [2005], "Fiscal Decentralization, revenue and expenditure assignments, and growth in China," *Journal of Asian Economics*, Vol. 16, pp. 1047-1064, 2005.
- Jütting, Johannes, Elena Corsi, Celine Kauffmann, Ida McDonnell, Holger Osterreider, Nicolas Pinaud, and Lucia Wegner [2005], "What Makes Decentralization in Developing Countries Pro-Poor?" *The European Journal of Development Research*, Vol. 17, No. 4, pp. 626-648, December 2005.
- Kanbur, Ravi, and Xiaobo Zhang [2003], "Spatial Inequality in Education and Health Care in China," *C.E.P.R. Discussion Papers*, 4136, 2003
- de Mello, JR. Luiz R [2000], "Fiscal Decentralization and Intergovernmental Fiscal Relations: A Cross-Country Analysis," *World Development*, Vol. 28, No. 2, pp. 365-380, 2000.
- Musgrave, A. Richard [1959], *The Theory of Public Finance*, McGraw-Hill Book Company, Inc., New York, Toronto, London, 1959.
- Oates, E. Wallace [1972], *Fiscal Federalism*, New York: Harcourt Brace Jovanovich, 1972.
- OECD [2006], *Challenges for China's Public Spending*, OECD 2006.
- Peng, Jing, Sheng Nian Zhang, Wei Lu, and Andrew T.L. Chen [2003], "Public Health in China: The Shanghai CDC Perspective," *American Journal of Public Health*, Vol. 93, No. 12, Editorials, pp. 1991-1993, December 2003.
- Shleifer, Andrei, and Robert W. Vishny [1998], *The Grabbing Hand: Government Pathologies and Their Cures*, Cambridge and London: Harvard University Press, 1998.
- Tiebout, Charles M. [1956], "A Pure Theory of Local Expenditure," *The Journal of Political Economy*, Vol. 64, No. 5, pp.416-424, October 1956.

Tochkov, Kiril [2006]: Interregional transfers and the smoothing of provincial expenditure in China, *China Economic Review*, Volume 18, Issue 1, 2007, Pages 54-65

Zhang, Xiaobo [2006], "Fiscal Decentralization and Political Centralization in China: Implications for Growth and Inequality," *Journal of Comparative Economics*, Vol. 34, pp.713-726, 2006.

Appendix

Table 1A Variable and Description

Indicator	Description
<i>Fiscal Decentralization</i>	
Ratio of county govt expenditure (RCE)	Ratio of aggregate counties' expenditures to total provincial fiscal expenditure
Vertical balance (VB)	Ratio of aggregate counties' expenditures to aggregate counties' own fical revenues
<i>Control variables</i>	
Economic level	Provincial per capita GDP
Rural/urban ratio	Ratio of rural population to urban population in province
Birth rate (Fertility rate)	Ratio of number of births to the average population in province (times 1000 (%))
Illiteracy rate (Education level)	Ratio of number of illiterate population to total population, aged 15 and over (%)
Provincial govt size	Total Provincial fiscal expenditure relative to provincial GDP