

Gächter, Martin; Geiger, Martin; Stöckl, Sebastian

Working Paper

Credit intermediation and the transmission of macro-financial uncertainty: International evidence

Liechtenstein Institute Working Paper, No. 63

Suggested Citation: Gächter, Martin; Geiger, Martin; Stöckl, Sebastian (2019) : Credit intermediation and the transmission of macro-financial uncertainty: International evidence, Liechtenstein Institute Working Paper, No. 63, Liechtenstein Institute, Barend, Liechtenstein, <https://doi.org/10.13091/li-ap-63>

This Version is available at:

<https://hdl.handle.net/10419/204444>

Standard-Nutzungsbedingungen:

Die Dokumente auf EconStor dürfen zu eigenen wissenschaftlichen Zwecken und zum Privatgebrauch gespeichert und kopiert werden.

Sie dürfen die Dokumente nicht für öffentliche oder kommerzielle Zwecke vervielfältigen, öffentlich ausstellen, öffentlich zugänglich machen, vertreiben oder anderweitig nutzen.

Sofern die Verfasser die Dokumente unter Open-Content-Lizenzen (insbesondere CC-Lizenzen) zur Verfügung gestellt haben sollten, gelten abweichend von diesen Nutzungsbedingungen die in der dort genannten Lizenz gewährten Nutzungsrechte.

Terms of use:

Documents in EconStor may be saved and copied for your personal and scholarly purposes.

You are not to copy documents for public or commercial purposes, to exhibit the documents publicly, to make them publicly available on the internet, or to distribute or otherwise use the documents in public.

If the documents have been made available under an Open Content Licence (especially Creative Commons Licences), you may exercise further usage rights as specified in the indicated licence.

Martin Gächter, Martin Geiger, Sebastian Stöckl

CREDIT INTERMEDIATION AND THE TRANSMISSION OF MACRO-FINANCIAL UNCERTAINTY: INTERNATIONAL EVIDENCE

Working Papers Liechtenstein Institute No. 63 (2019)



LIECHTENSTEIN-INSTITUT



Dr Martin Gächter
Liechtenstein Financial Market Authority
martin.gaechter@fma-li.li

Dr Martin Geiger
Liechtenstein Institute
martin.geiger@liechtenstein-institut.li

Dr Sebastian Stöckl
University of Liechtenstein
sebastian.stoeckl@uni.li

Working Papers Liechtenstein Institute No. 63 (2019)
Department of Economics

<http://dx.doi.org/10.13091/li-ap-63>

The responsibility for the working papers lies with the respective authors.

© Liechtenstein Institute 2019

Liechtenstein Institute
St. Luziweg 2
9487 Bendern
Liechtenstein
T +423 / 373 30 22
info@liechtenstein-institut.li
www.liechtenstein-institut.li

ABSTRACT

We examine the transmission of global macro-financial uncertainty to economic activity depending on the current state of the banking sector. Previous literature suggests that credit supply and uncertainty shocks are important drivers of economic activity, but the distinction between the two is empirically challenging. In this paper, we introduce a new, but surprisingly simple measure of macro-financial uncertainty at the global level while the state of credit intermediation is being captured on the country level. Macro-financial uncertainty generally exerts adverse effects on economic growth in a sample of advanced economies. We find, however, that a shock to uncertainty is strongly reinforced when credit intermediation is distressed. In addition, we show that both macroeconomic and financial market uncertainty are associated with lower economic activity, although the latter exerts stronger effects. State-dependency of the effects is prevalent in both cases. Our findings have important policy implications, highlighting both the state of the banking sector as well as the origin of uncertainty as crucial factors in the transmission of uncertainty.

Keywords: uncertainty, credit intermediation, local projection method, state-dependency

JEL classification: D80, E32, E44, G21

In dieser Arbeit untersuchen wir die Transmission globaler makro-finanzieller Unsicherheit auf ökonomische Aktivität. Dabei berücksichtigen wir insbesondere die aktuelle Verfassung des Bankensektors. Die bestehende Literatur identifiziert Kreditangebots- als auch Unsicherheitsschocks als wichtige Einflussfaktoren ökonomischer Aktivität. Die trennscharfe Unterscheidung dieser Faktoren ist empirisch jedoch herausfordernd. In dieser Arbeit stellen wir ein neues, aber überraschend einfaches Mass für makro-finanzielle Unsicherheit auf globaler Ebene vor. Im Gegensatz dazu wird der Zustand der Kreditintermediation auf Länderebene erfasst. Makro-finanzielle Unsicherheit hat generell negative Effekte auf ökonomische Aktivität. Diese fallen jedoch deutlich stärker aus, wenn die Kreditintermediation im jeweiligen Land bereits gestresst ist. Darüber hinaus zeigen wir, dass sowohl makroökonomische, als auch Finanzmarktunsicherheit zu geringerer ökonomischer Aktivität führen, wobei letztere einen stärkeren Effekt ausübt. In beiden Fällen beobachten wir jedoch, dass der Einfluss von Unsicherheit stark von den Voraussetzungen im Bankensektor abhängt. Unsere Ergebnisse haben wichtige Politikimplikationen und betonen insbesondere die Rolle des Bankensektors sowie der Ursache von Unsicherheit als wesentliche Faktoren in der Transmission von Unsicherheit.

Schlüsselwörter: Unsicherheit, Kreditintermediation, Lokale Projektionsmethode, Zustandsabhängigkeit

Credit intermediation and the transmission of macro-financial uncertainty: International evidence*

Martin Gächter[†]

Martin Geiger[‡]

Sebastian Stöckl[§]

August 2019

1 Introduction

The adverse effects of uncertainty have been traditionally linked to real frictions that make agents reluctant to engage in consumption, investment and hiring that are costly to reverse, or even irreversible (Bloom, 2009; Bloom et al., 2018). A recent strand of the literature argues that uncertainty primarily works through financial frictions. Higher uncertainty increases the premium on external finance as banks and investors take into account the corresponding risk (Gilchrist et al., 2014; Caldara et al., 2016). In this paper we evaluate the role of financial factors in the propagation of uncertainty by taking both the environment in which uncertainty shocks occur as well as their origin into account.

Alessandri and Mumtaz (2019) show that uncertainty shocks have recessionary effects at all times, but their impact on output is much larger when they coincide with a financial crisis. In this context, we shed light on the role of two important confounding factors, namely the environment in the respective country at the one hand, and the origin of the uncertainty shock on the other. Referring to the first element, we put a particular focus on credit intermediation and examine non-linearities in the transmission of uncertainty shocks associated with the state of the banking sector. More precisely, we study the reaction of real economic activity to uncertainty

*The authors are grateful to seminar participants at the NOeG Annual Meeting 2019, the Economic Policy Seminar Alpenrhein, and the Annual International Conference on Macroeconomic Analysis and International Finance 2019, for helpful comments.

[†]Liechtenstein Financial Market Authority, Martin.Gaechter@fma-li.li

[‡]Liechtenstein Institute, Martin.Geiger@liechtenstein-institut.li

[§]University of Liechtenstein, Sebastian.Stoeckl@uni.li

in an environment in which credit intermediation is well functioning and in an environment in which it is distressed. The second contribution is to examine whether the effects of uncertainty vary depending on its origin. [Ludvigson et al. \(2019\)](#) find that while uncertainty associated with macroeconomic developments is mainly an endogenous reaction to business cycle shocks, financial market uncertainty causes business cycle fluctuations. The measure of uncertainty that we propose in this paper allows to distinguish whether uncertainty is driven by macroeconomic or financial market developments.

To distinguish between states of the functionality of credit intermediation, we use an index by [Romer and Romer \(2017\)](#) that captures banking sector distress based on narrative accounts documented in the OECD Economic Outlooks. The index identifies periods in which credit intermediation is disturbed. In our analysis we make use of the fact that the index is constructed on the country level focusing on the state of the *domestic* banking sector, whereas our measure of uncertainty is constructed on the *global* level and explicitly focuses on uncertainty over future macroeconomic and financial markets outcomes. As a consequence, our empirical strategy permits a separation of the corresponding effects of uncertainty and banking sector distress, and also allows us to study the interaction of the two.

Our measure of uncertainty is a mechanically constructed index based on the Hotelling's T -squared statistic ([1931](#)). Input factors are various macroeconomic and financial market variables covering the G7 economies. The index captures deviations from historical mean and correlation patterns. We show that our index is well suited to pick up the narrative of high uncertainty episodes in the last decades.¹ The construction of our measure of global macro-financial uncertainty allows us to compute contributions of input factors to the overall level of uncertainty at any point in time. We exploit this feature to disentangle uncertainty associated with macroeconomic and financial market developments.

To evaluate the effects of uncertainty on economic activity, we estimate dynamic responses of GDP growth allowing for potential non-linearities associated with the state of the banking sector in the [Jordà \(2005\)](#) local projection framework. Our empirical exercise reveals that an increase in global macro-financial uncertainty has particularly severe effects on GDP growth in the case of an already distressed banking sector, with the impact being approximately three times larger in the face of banking sector distress. This non-linearity in the responses of economic

¹To support the generality of our results, we also confirm the validity of our results by considering other measures of uncertainty, including the uncertainty indices proposed by [Davis \(2016\)](#), [Ludvigson et al. \(2019\)](#) and [Piffer and Podstawski \(2018\)](#).

activity is prevalent in the event of macroeconomic as well as financial uncertainty. However, the adverse effects of financial uncertainty are stronger relative to macroeconomic uncertainty. Moreover, a closer look at individual countries shows that the impact of macro-financial uncertainty crucially depends on the health of the domestic banking sector in the vast majority of OECD countries.

The paper is structured as follows. Section 2 introduces our new measure for global macro-financial uncertainty. Section 3 lays out the empirical strategy we use to evaluate the effects of macro-financial uncertainty. In Section 4 we discuss our main results. Section 5 presents robustness checks and some additional analysis evaluating other measures of uncertainty. Section 6 concludes and discusses the main policy implications of our findings.

2 A new measure of macro-financial uncertainty

Earlier literature proposes a wide range of uncertainty proxies. Uncertainty is commonly measured by implied and realized volatilities of the S&P 100 (VXO) or S&P 500 (VIX) (see, for instance, [Bloom, 2009](#); [Popp and Zhang, 2016](#)), survey-based forecasts ([Bachmann et al., 2013](#); [Greig et al., 2018](#); [Ozturk and Sheng, 2017](#)) or news-related proxies (such as the uncertainty index by [Baker et al., 2016](#)). [Jurado et al. \(2015\)](#) suggest to measure uncertainty as the conditional volatility of the unpredictable component of a data-rich econometric model (see also [Ludvigson et al., 2019](#)).

Our suggested measure of global macro-financial uncertainty is based on a simple test statistic that varies with deviations from historical mean and correlation patterns of macroeconomic and financial variables. Our methodology is in the spirit of a ‘financial turbulence’ measure that has been proposed in the finance literature by [Kritzman and Li \(2010\)](#) based on work by [Chow et al. \(1999\)](#) to measure portfolio risk. [Stöckl et al. \(2017\)](#) and [Stöckl and Hanke \(2014\)](#) highlight its advantages over other commonly used financial risk measures and show how information from various different input factors can be accumulated across variables and regions. Building on this work, we adapt the methodology in order to trace macro-financial uncertainty on the global level using regional macroeconomic and financial variables which are combined to a global macro-financial uncertainty (MFU) measure. This measure of uncertainty is well-suited for our analysis mainly for two reasons: First, while most of the literature focuses on some form of country-specific uncertainty, our measure is geared towards capturing macroeconomic and

financial uncertainty at the global level. Second, the construction of the measure allows us to quantify the contribution of individual input factors. This, in turn, enables us to evaluate the role of the origin of uncertainty in its transmission to economic activity, as outlined below in [Section 4.2](#).

The intuition of our proposed measure of current macro-financial uncertainty can be illustrated by a simple t -statistic. Consider the number of standard deviations the current change in some short term interest rate, ΔINT_t^{ST} deviates from its historical mean: $\frac{\Delta INT_t^{ST} - \mu_{\Delta INT^{ST}}}{\sigma_{\Delta INT^{ST}}}$. Assuming a reasonable number of observations (e.g. 60 months) for the calculation of $\mu_{\Delta INT^{ST}}$ and $\sigma_{\Delta INT^{ST}}$, a magnitude above 2 is a 5%-event (given the t_{59} distribution of the statistic), and would happen roughly once every two years. In a macroeconomic context, however, not only short-term interest rates, but also changes in long-term interest rates, ΔINT^{LT} , may be relevant. A natural extension of the above is to calculate

$$\sqrt{\frac{(\Delta INT_t^{ST} - \mu_{\Delta INT^{ST}})^2}{\sigma_{\Delta INT^{ST}}^2} + \frac{(\Delta INT_t^{LT} - \mu_{\Delta INT^{LT}})^2}{\sigma_{\Delta INT^{LT}}^2}}.$$

This, however, neglects the fact that short- and long-term interest rates are usually correlated. The multivariate extension of the t -statistic developed by [Hotelling \(1931\)](#), and therefore often called [Hotelling's](#) T -square statistic, takes fluctuations in both measures as well as their direction into account:

$$\sqrt{(\mathbf{\Delta INT}_t - \hat{\boldsymbol{\mu}}_{\mathbf{\Delta INT}})' \hat{\boldsymbol{\Sigma}}_{\mathbf{\Delta INT}}^{-1} (\mathbf{\Delta INT}_t - \hat{\boldsymbol{\mu}}_{\mathbf{\Delta INT}})},$$

where $\mathbf{\Delta INT}_t$ is the vector of current changes in long and short term interest rates in relation to their vector of means $\hat{\boldsymbol{\mu}}$, given their covariance matrix $\hat{\boldsymbol{\Sigma}}$. In this case, assuming a high positive correlation of both variables, the measure would indicate a low probability event, in the domain of approximately 5%, given that both interest rates move one respective standard deviation in opposite directions. The [Hotelling's](#) T -square statistic increases in two dimensions: (1) if one realization deviates from the mean and (2) if contemporary variables' correlations deviate from their long-term comovement patterns.

For the calculation of our measure of global macro-financial uncertainty the set of variables that enters the calculation of our index comprises data from the G7 economies: the United States, Japan, Canada, the United Kingdom, as well as Germany, France and Italy which are summarized by Euro area aggregates. As we focus explicitly on macro-financial uncertainty and its effects on economic activity, we use the following macroeconomic and financial variables as

input for the regional components of macro-financial uncertainty: As suggested by the Phillips curve relationship, we consider year-on-year growth rates of consumer price indices CPI, i.e. inflation rates (INFL). To capture the current stance of monetary policy, we take into account the 2- and 10-year government bond yields (INT2Y, INT10Y). Additionally, to account for international competitiveness at the country level, we capture fluctuations in relative prices through changes in the real effective exchange rate (REER). To capture fluctuations in risk premia as well as aggregate levels of financial market risk, we include major stock indices (STOCKS) as well as the corresponding index of implied volatility (VIX). By capturing developments in prices, interest rates, exchange rates and financial market developments, we take into account the most commonly used variables in the context of simple macroeconomic models.² All variables for macro-financial uncertainty are taken from Bloomberg, with the exception of GDP which we retrieve from the OECD. Table 1 shows the included variables and the respective data sources.

[Insert Table 1 here]

All variables enter in first differences. As stock indices enter in logs, we capture percentage changes in this case. We employ two further adjustments: First, the dependent variable, GDP growth, in the regression exercise below, in which we evaluate the effects of uncertainty, is quarterly. To take account of the quarterly frequency in the construction of our index, we use three-months moving averages of all input factors, $\bar{\mathbf{x}}_t = \frac{1}{3} \sum_{\tau=0}^2 \mathbf{x}_{t-\tau}$.³ Below, we use end-of-quarter observations of the index in the regressions. Second, to calculate a global measure of macro-financial uncertainty, we combine all inputs weighting them with respective GDP, $w_{c,t}$. To make sure that the index maintains the distributional properties of the T -squared statistic,

²While the choice of the six variables is admittedly partly based on judgment and thus, to some extent, ‘ad-hoc’, the variables aim at covering the most important areas of (short-term) risk and uncertainty from a macro-financial perspective. Furthermore, the inclusion of additional variables (e.g. short-term proxies for economic activity or economic surprise indices) hardly changed the corresponding macroeconomic uncertainty indices at the country level. Based on these tests, we concluded that the six variables cover the most essential areas of macro-financial uncertainty for the respective country sample.

³The vector of variables is comprised of changes of these variables, stacked for all countries:

$$\mathbf{x} = \left(\begin{pmatrix} \Delta \log(STOCKS_1) \\ \vdots \\ \Delta \log(STOCKS_n) \end{pmatrix}' , \begin{pmatrix} \Delta VIX_1 \\ \vdots \\ \Delta VIX_n \end{pmatrix}' , \begin{pmatrix} \Delta INFL_1 \\ \vdots \\ \Delta INFL_n \end{pmatrix}' , \right. \\ \left. \begin{pmatrix} \Delta INT2Y_1 \\ \vdots \\ \Delta INT2Y_n \end{pmatrix}' , \begin{pmatrix} \Delta INT10Y_1 \\ \vdots \\ \Delta INT10Y_n \end{pmatrix}' , \begin{pmatrix} \Delta REER_1 \\ \vdots \\ \Delta REER_n \end{pmatrix}' \right)'$$

where $c = 1, \dots, n$ are the $n = 5$ countries (regions) that we consider in the calculation of the index.

we follow [Stöckl et al. \(2017\)](#) and normalize the weights by their squared sum. Therefore, we define a diagonal matrix of adjusted weights as $\mathbf{w}_t^* = \text{diag}\left(\frac{\mathbf{w}_t}{\sum_{j \in \mathcal{S}} w_{j,t}^2}\right)$, where \mathbf{w}_t is the vector of GDPs and \mathcal{S} the set of all input variables with cardinality $N = 30$.⁴ Our index of global macro-financial uncertainty is thus defined as:

$$\text{MFU}_{t,\text{global}} := \sqrt{\left(\mathbf{w}_t^*(\bar{\mathbf{x}}_t - \hat{\boldsymbol{\mu}}_x)\right)' \hat{\boldsymbol{\Sigma}}_x^{-1} \left(\mathbf{w}_t^*(\bar{\mathbf{x}}_t - \hat{\boldsymbol{\mu}}_x)\right)}, \quad (1)$$

where $\bar{\mathbf{x}}_t$ is the vector of inputs at time t . For the calculation of macro-financial uncertainty we take into account that not all variables are available from the beginning of our sample period (see [Table 1](#) column 3 for information regarding each series' starting date) and re-scale the measure accordingly. We use full sample statistics for the calculation of $\hat{\boldsymbol{\mu}}$ and $\hat{\boldsymbol{\Sigma}}$ in [Equation \(1\)](#).⁵

[Insert [Figure 1](#) here]

In [Figure 1](#) we compare our measure of macro-financial uncertainty with four other uncertainty measures: measures of macroeconomic ([Jurado et al., 2015](#)) and financial ([Ludvigson et al., 2019](#)) uncertainty,⁶ the [Davis \(2016\)](#) global policy uncertainty index⁷ that summarizes the [Baker et al. \(2016\)](#) measure of economic policy uncertainty on the global scale, and uncertainty shocks measured using the fluctuations in the price of gold proposed by [Piffer and Podstawski \(2018\)](#).⁸ Additionally, NBER recessions are highlighted in gray and important economic events that happened throughout our sample period are also labeled accordingly. Remarkably, our measure of MFU reacts quickly and traces major events with a narrative of high uncertainty quite well, as shown by the spikes in global macro-financial uncertainty (indicated by red lines in [Figure 1](#)). Alternative measures of uncertainty proposed in the literature show comparatively less variability and - in some instances - a considerable delay in reaction to high uncertainty events.⁹ Overall, the index is well suited to pick up high uncertainty episodes in the last decades in line with the narrative of the respective time periods, making it particularly attractive for the application in our study.

⁴We use the same weight for all input variables from the respective country such that $w_{j,t} = w_{c,t}$, $\forall j \in \mathcal{S}|_c$.

⁵In the robustness checks we also employ a version of macro-financial uncertainty that only takes into account information that is available at the corresponding date through a recursively growing window for the calculation of $\hat{\boldsymbol{\mu}}$ and $\hat{\boldsymbol{\Sigma}}$. To this effect, we use a starting window of 120 months and let variables that have shorter time series only enter into the calculation once more than 60 observations are available.

⁶Provided by Sydney Ludvigson on her website sydneyludvigson.com. We use the version for forecasting horizon $h = 1$.

⁷Provided by the author on the website policyuncertainty.com. We use the version with PPP weighting.

⁸Provided by Michele Piffer on his website sites.google.com/site/michelepiffereconomics

⁹Note that the [Ludvigson et al. \(2019\)](#) measures of macroeconomic and financial uncertainty are only calculated for the US.

Table 2 shows correlations of our measure of macro-financial uncertainty with the alternative measures of uncertainty shown in Figure 1. We observe positive correlation with all measures albeit correlation is very low with global economic uncertainty and uncertainty from gold trading.

[Insert Table 2 here]

3 Empirical approach to evaluate uncertainty

To address our research question, we evaluate the effects of global macro-financial uncertainty using local projections put forward by Jordà (2005). The local projections method allows us to estimate state-dependent impulse response functions in a flexible and parsimonious way that is robust to mis-specification. We estimate models of the type

$$\begin{aligned}
 y_{i,t+h} = & S_{i,t-1} + \beta_h \text{MFU}_t + \sum_{\tau=1}^2 (\gamma_h \text{MFU}_{t-\tau} + \delta_h y_{i,t-\tau}) \\
 & + S_{i,t-1} \left(\beta_{S,h} \text{MFU}_t + \sum_{\tau=1}^2 (\gamma_{S,h} \text{MFU}_{t-\tau} + \delta_{S,h} y_{i,t-\tau}) \right) \\
 & + \alpha_{i,h} + \lambda_{1,h}t + \lambda_{2,h}t^2 + \epsilon_{i,t+h},
 \end{aligned} \tag{2}$$

for each horizon h and for the sample period 1990q1 to 2012q4.¹⁰ The dependent variable is the quarterly annualized growth rate of gross domestic product (GDP) of each of the 24 OECD countries measured in purchasing power parities (PPP). The dummy variable, $S_{i,t-1}$, is constructed from the Romer and Romer (2017) banking sector distress index. For each country i , the index captures disruptions of credit intermediation in the spirit of Bernanke (1983). Thus, an increase in the index can be interpreted as an adverse credit supply disruption. The dummy $S_{i,t-1}$ takes on a value of 1 in case banking sector distress is larger than 0.¹¹ The dummy enters the regression equation with period $t-1$ to alleviate endogeneity issues and to pick up the state of credit intermediation at the time the shock sets in. In addition, we also use a continuous version of $S_{i,t-1}$ in a robustness check. As MFU_t takes into account the most recent three months by construction, we use end-of-quarter observations. Also note that we include MFU_t contemporaneously while the control variables enter with a one period lag. We use lags up to

¹⁰The sample is constrained by the availability of data for the construction of the global macro-financial uncertainty measure and the availability of the Romer and Romer (2017) banking sector distress measure.

¹¹The index takes on values between 0 and 15. The majority of observations are zeros (approximately 90 percent of the sample) indicating that credit intermediation is well-functioning in general. The index is bi-annual, we use the bi-annual observation for two quarters, respectively.

$\tau = 2$. Our specification replicates the recursive structure in SVARs with the risk or uncertainty measure ordered first (Bloom, 2009; Leduc and Liu, 2016; Basu and Bundick, 2017). The shock in global macro-financial uncertainty is simply given by the coefficients of MFU_t . In effect, we assume that global macro-financial uncertainty is predetermined with respect to GDP growth on the country level.¹² In addition, we include multiplicative terms of $S_{i,t-1}$ with MFU_t and the lagged dependent to allow for non-linearities in the responses associated with the state of the banking sector. Also, we control for country fixed effects and a linear and a quadratic time trend.

One complication associated with the Jordà method is the serial correlation in the error terms induced by the successive leading of the dependent variable. To take into account the respective serial correlation, we use the Newey-West correction of the standard errors adjusting for h lags, respectively.

The impulse response functions presented below in a state of no banking sector distress are calculated based on the sequences of the estimated β_h coefficients. The impulse response functions to surges in MFU_t in states of banking sector distress are the sequences of $(\beta_h + \beta_{S,h})$.¹³

4 Results

4.1 Baseline estimation

As a first step of our analysis, we estimate Equation (2) using a panel of 24 OECD countries. Figure 2 shows impulse response functions of annual GDP growth to a one-standard-deviation surge in macro-financial uncertainty in the linear model ignoring state-dependency, as well as in states of well-functioning and impaired credit intermediation. The grey shaded areas represent 95 percent confidence bands. In addition, we plot the t-statistics for the null hypothesis, $\beta_{S,h} = 0$, to evaluate whether the impulse responses within and outside states of banking sector distress are identical.

We first consider the responses of GDP growth to global macro-financial uncertainty in the linear

¹²Note that in our setting the recursive ordering assumption is additionally supported by the calculation of our global risk measure on the global scale. In addition, we relax this assumption in a robustness exercise in which we run country-specific macro-financial uncertainty calculations for those countries that enter MFU. Specifically, we leave e.g. the U.S. out of consideration when we calculate MFU for the U.S. (we do the same for UK, Japan, Canada and euro area countries).

¹³Note that any effect that is only due to banking sector distress (i.e., which is orthogonal to global macro-financial uncertainty), is captured by the coefficient of $S_{i,t-1}$.

model, i.e., $S_{i,t-1}$ is set to zero throughout the whole sample. Uncertainty immediately leads to a significant and negative effect on output in line with the consensus view in the literature. While the peak of the response is reached at -0.51 percentage points three quarters after the shock sets in, uncertainty reduces growth rates for approximately one and a half years.

[Insert [Figure 2](#) here]

By introducing interaction terms, we now consider uncertainty shocks that coincide with a healthy banking sector (second column) as opposed to shocks that hit the economy in a state of a distressed financial sector (third column). The comparison between the two impulse response functions clearly shows that uncertainty has much stronger adverse effects in a state of banking sector distress, especially in the first year after the shock sets in, with the impulse responses being significantly different across the two states, with t-statistics for the null $\beta_{S,h} = 0$ well above an absolute value of 2. In states of banking sector distress, the effects of global macro-financial uncertainty on GDP growth are approximately three times larger compared to responses in states of no banking sector distress, and almost twice as large compared to the linear model. The maximum impact amounts to -0.96 percentage points of annual GDP growth in a state of banking sector distress, while the maximum impact in states of a well-functioning banking system is -0.35 percentage points. From [Figure 2](#) it thus becomes evident that allowing for the non-linearity in the responses associated with the current state of credit intermediation allows us to distinguish between cases where uncertainty has only moderately negative effects on the one hand, and cases where uncertainty exerts strong adverse effects on the economy on the other. This distinction is particularly important from a policy perspective as the separation of states of functioning and stressed credit intermediation uncovers episodes of higher vulnerability, as we will discuss in more detail below.

4.2 Disentangling macroeconomic and financial uncertainty

The design of our measure of global macro-financial uncertainty allows us to compute contributions of each included variable to the overall level of the index at any point in time. We sum up the contributions of the financial as well as the macroeconomic variables to build two sub-indices, whose sum in turn gives the overall index. This allows us to learn whether a specific class of variables that enter the macro-financial uncertainty calculation drives the results rather than the entire set of variables.

To be able to investigate the contributions of each incorporated input, we apply the following relation: $a'\Omega^{-1}a = \sum_{j=1}^K a'\Omega \circ a' = \sum_{j=1}^K (a'\Omega_{-,1} a_1, \dots, a'\Omega_{-,K} a_K) = \sum_{j=1}^K \sum_{i=1}^K a_i \Omega_{i,j} a_j$, where a is some $K \times 1$ -vector, Ω is some $K \times K$ matrix and the element-wise multiplication is denoted by \circ . In turn, each $a'\Omega_{-,j} \cdot a_j$ is the contribution of element j . Using this notation we rewrite Equation (1) as

$$\text{MFU}_{t,\text{global}} := \sqrt{\sum_{j \in \mathcal{S}_M} \left(\left(\mathbf{w}_t^* (\bar{\mathbf{x}}_t - \hat{\boldsymbol{\mu}}_{\mathbf{x}}) \right)' \hat{\boldsymbol{\Sigma}}_x^{-1} \circ \left(\mathbf{w}_{j,t}^* (\bar{\mathbf{x}}_{j,t} - \hat{\boldsymbol{\mu}}_{\mathbf{x}_j}) \right) \right)^2 + \sum_{j \in \mathcal{S}_F} \left(\left(\mathbf{w}_t^* (\bar{\mathbf{x}}_t - \hat{\boldsymbol{\mu}}_{\mathbf{x}}) \right)' \hat{\boldsymbol{\Sigma}}_x^{-1} \circ \left(\mathbf{w}_{j,t}^* (\bar{\mathbf{x}}_{j,t} - \hat{\boldsymbol{\mu}}_{\mathbf{x}_j}) \right) \right)^2}, \quad (3)$$

where we split the set of variables $\mathcal{S} = \mathcal{S}_M \cup \mathcal{S}_F$ into macroeconomic \mathcal{S}_M (short- and long-term interest rates, inflation and the real effective exchange rate) and financial variables \mathcal{S}_F (stock index and stock market volatility). Figure 3 shows the contributions of macroeconomic (green area) and financial variables (red area) to MFU. Both groups of variables – macroeconomic and financial market measures – play an important role for the level of MFU. However, the majority of larger spikes of the variability of the index seems to be driven by the financial market variables. This is especially true for the Russian Financial Crisis, the 2002 Stock Market Downturn, the outbreak of the Global Financial Crisis, and the 2015 Stock Market Selloff, which is not surprising as these events have a financial narrative. In contrast, contributions of the block of macroeconomic variables dominate during normal times and e.g. in the Early 1990s Recession, the Burst of the Dot-Com Bubble or the 9-11 Attacks.

[Insert Figure 3 here]

Conceptually, the separation of dimensions of uncertainty is related to Ludvigson et al. (2019). They generate measures of macroeconomic and financial uncertainty in the spirit of Jurado et al. (2015), and evaluate how shocks to these measures affect U.S. real economy activity in a structural vector autoregression (VAR) framework. While their approach is useful to study to what extent uncertainty endogenously reacts to business cycle fluctuations, our approach is less restrictive in terms of the identification assumptions.^{14,15}

¹⁴First, in Ludvigson et al. (2019) financial and macroeconomic shocks are orthogonal by construction, although some historical events may have caused uncertainty concerning real economic and financial market developments at the same time. Second, they identify macro and financial uncertainty shocks by imposing constraints on the VAR shock series based on narrative accounts, while our approach is data driven in the sense that we not have to take a stance on whether an event primarily leads to macro or financial uncertainty.

¹⁵Note that the endogeneity issue of macroeconomic uncertainty, which is suggested by the results in Ludvigson et al. (2019), does not apply in our case. We measure macroeconomic uncertainty on the global scale, which supports the predeterminedness assumption.

Figure 4 shows the responses of real GDP growth to one-standard-deviation fluctuations in global financial (Panel A) and macroeconomic (Panel B) uncertainty. We see that the patterns across the two measures of uncertainty are quite similar. Uncertainty exerts significantly stronger adverse effects on economic activity in a state of distressed credit intermediation in both cases, which further supports the generality of our results. At same time, however, we observe that while macro uncertainty also exerts strong and significant adverse effects, they are relatively more pronounced if uncertainty is associated with financial market developments. The maximum impact of financial uncertainty is almost twice as large compared to the effects of macroeconomic uncertainty. Notably, using U.S. data, Ludvigson et al. (2019) report that while financial uncertainty shocks lead to pronounced negative effects on economy activity, macro uncertainty does not lead to recessionary effects in the short run, even though it amplifies recessions. While the former finding is in line with our results, using our methodology and a set of OECD countries, we do find recessionary short run effects of macroeconomic uncertainty as well.

[Insert Figure 4 here]

4.3 Country-by-country estimations

A further aspect that is of particular interest in our context is cross-country differences. Countries may be affected to different degrees by surges in global macro-financial uncertainty depending on e.g. the level of openness, the level of integration of financial markets, fiscal and monetary policy space, etc. In a next step of our analysis we look at potential heterogeneities in the responses to global macro-financial uncertainty, by estimating Equation (2) country-by-country.

To uncover heterogeneities across countries' responses, Figure 5 shows the mean responses of all 24 OECD countries, thereby distinguishing between periods of banking sector distress (solid lines) and periods without banking sector distress (dashed lines). The results of the panel estimation are confirmed across-the-board, i.e. the effects of macro-financial uncertainty are more pronounced in the event of banking sector distress in the vast majority of countries for which we run the country-by-country estimations. More precisely, Greece and Norway seem to be the only exceptions, as we do not observe that surges in global macro-financial uncertainty are more harmful in periods of banking sector distress in these countries. However, for these countries, the uncertainty effects can only be estimated imprecisely when taking into account

the respective error bands.

[Insert [Figure 5](#) here]

The reason behind this surprising effect can be better understood when taking into account the historical context. In particular, since Greece has entered a state of stressed credit intermediation with the global financial crisis and has remained in this state ever since, the distinction between the two effects is empirically difficult, as the sample is simply divided into a “pre-crisis” and “post crisis” period in the case of Greece. In a similar vein, the differences across other stressed European economies are also less pronounced, as some countries have remained in the state of distressed credit intermediation since the outset of the global financial crisis (e.g. Portugal, Spain, Italy). In contrast, Norway has only experienced two relatively short periods of banking sector distress, namely during the Nordic crisis at the start of the 1990s and during the global financial crisis. In such countries, where periods of banking sector distress have been relatively short (besides Norway, this is also the case in Australia, Luxembourg, Belgium and the Netherlands), the identification of the effect in times of banking sector distress seems to be difficult, leading to a smaller “gap” in terms of magnitude between the two states of the banking sector.

On the other hand, differences in the responses depending on the state of credit intermediation are particularly pronounced in Ireland, Iceland, New Zealand, Sweden, Turkey (at least initially), Finland, and Germany. Overall, we therefore conclude that the effect is quite robust across individual countries.

5 Robustness analyses

We now present robustness checks that evaluate potential sensitivities regarding the construction of global macro-financial uncertainty and the specification of the regression model. [Figure 6](#) summarizes these checks.

[Insert [Figure 6](#) here]

We first consider Panel A of [Figure 6](#). Countries that enter the calculation of the uncertainty measure are also part of the sample that we use in the regression analysis. Thus, endogeneity problems may arise, even though (i) we leave economic activity out of consideration of the measurement of uncertainty and (ii) the uncertainty measure traces second rather than first

moment developments. To alleviate this issue, we calculate specific uncertainty measures for those countries that are part of the MFU calculation. Thus, we calculate separate measures for the US, UK, Japan, Canada and the euro area economies and leave the respective country out of consideration. More precisely, when estimating the effects of macro-financial uncertainty for the US, MFU is calculated without the US, and we proceed in a similar way for the other countries. Looking at Panel A we see that the results are not affected by this revised calculation of the measure, suggesting that our baseline estimates do not suffer from endogeneity issues.

As a second robustness check, we re-estimate the baseline model using a (semi-) continuous state variable instead of a dummy that captures banking sector distress. The [Romer and Romer \(2017\)](#) measure goes from 0 to 15, with most of the observations being 0 (see above). We use this measure directly instead of the dummy and evaluate the interaction term at a level of 7, which is the level [Romer and Romer \(2017\)](#) classify as a crisis scenario. Panel B of [Figure 6](#) shows that the results remain qualitatively unchanged in respect to our baseline estimations.

Finally, we show the results of an estimation in which we use a variant of MFU that is calculated from recursive windows (Panel C). In the baseline calculation of MFU we use a constant mean and constant covariance matrix that are calculated from the full sample. In this sense the measure contains forward looking information. To explore the robustness of our measure with respect to this modeling assumption, we use a recursive window estimation starting with an initial calculation period of 120 months, as mentioned before. Once again, our baseline results are qualitatively unaffected.

In addition to these tests in respect to the modeling of macro-financial uncertainty and the specification of the state variable, we test the generality of our results using alternative uncertainty measures put forward in the literature. The results are summarized in [Figure 7](#).

[Insert [Figure 7](#) here]

We first compare our results with the effects of the economic policy uncertainty (EPU) measure by [Davis \(2016\)](#), shown in Panel A of [Figure 7](#). This measure also fits our estimation and identification strategy as it does not directly pick up banking sector distress and is traces uncertainty on the global level. The impulse response functions to a one-standard-deviation increase in the EPU are estimated from regression model (2). It is evident that the implications are qualitatively similar. As expected, banking sector distress also matters for the transmission

of uncertainty as measured by the EPU index, i.e. political uncertainty.

Second, we apply our estimation methodology using a proxy for global uncertainty put forward by Piffer and Podstawski (2018), shown in Panel B of Figure 7. They measure uncertainty using the variations in the price of gold around events associated with unexpected changes in uncertainty. This measure should capture uncertainty shocks because gold is widely known as a safe haven asset. At the same time, at the global level, it should be, to a large extent, contemporaneously predetermined with respect to country level banking sector distress, which supports our identification assumptions. The responses of annual GDP growth to a surge in the Piffer and Podstawski (2018) uncertainty measure by one standard deviation exhibit patterns that are consistent with our baseline results, thus confirming the significance of the effects of uncertainty on the state of the banking sector.

Finally, we evaluate the effects of the financial uncertainty measure put forward by Ludvigson et al. (2019).¹⁶ While this measure has some conceptual similarities with the global financial uncertainty measure we propose, it is constructed based on U.S. variables and, due to data limitations, it cannot easily be replicated for other countries. However, to a certain extent the Ludvigson et al. (2019) financial uncertainty measure will reflect international developments to the extent that the US uncertainty spills over to the global economy, which makes it worthwhile to study its effects in our context. Panel C in Figure 7 shows how GDP growth reacts to a one-standard deviation surge in U.S. financial uncertainty in the linear model as well as in the two different states of credit intermediation. While it is evident that also in respect to the Ludvigson et al. (2019) financial uncertainty measure we observe stronger effects when credit intermediation is disturbed, we find that the effects of uncertainty are slightly deferred with practically no immediate response. This indicates that the propagation of uncertainty that originates in one country, in this case the U.S., to the rest of the world, exhibits a certain lag. Nevertheless, our main results are confirmed once again when using the alternative Ludvigson et al. (2019) financial uncertainty measure.

¹⁶We refrain from showing estimates using the Jurado et al. (2015) macroeconomic uncertainty measure, however, due to potential endogeneity issues. Ludvigson et al. (2019) show that macroeconomic uncertainty is rather an endogenous reaction to business cycle developments than a cause of business cycle fluctuations. Estimations using the Jurado et al. (2015) show, however, state dependent patterns consistent with our baseline estimates.

6 Conclusion

In this paper we put forward a new measure of global macro-financial uncertainty and study its effects on GDP growth in a panel of 24 OECD countries. To evaluate the effects of surges in macro-financial uncertainty, we use local projections and allow for non-linearities in the responses of GDP growth with regard to the state of the respective banking sector at the country level. While we find that uncertainty generally does have an adverse impact on economic growth in a sample of advanced (OECD) economies, the magnitude of the effect strongly depends on the state of the banking sector, suggesting that the uncertainty shock is strongly reinforced when credit intermediation is distressed. Furthermore, we also find that the origin of uncertainty is important for the transmission.

Our results therefore suggest a key role of the financial view of the transmission of uncertainty. This, in turn, implies that a healthy banking sector increases the resilience vis-à-vis uncertainty shocks. Our paper contributes to the literature by explicitly distinguishing between macroeconomic and financial market uncertainty at the one hand, and the state of financial intermediation on the other.

Our results have broader implications for policy-makers. In particular, the results imply that certainty about future policies is especially important in the context of distressed credit intermediation, as uncertainty shocks are approximately three times more harmful in such a macroeconomic environment. From a policy perspective, uncertainty typically surges when policy-makers tackle structural issues in the context of economic policy, e.g. issues related to trade, labour markets or competition policies. While such structural reforms are typically initiated in crisis periods when the sovereign is confronted with serious funding issues and higher bond spreads, our results suggest that structural reforms should rather be implemented in relatively calm periods characterized by a healthy banking sector, as such attempts at reform typically lead to a surge in uncertainty. While the translation of these results might be difficult at the national level, as strategic thinking implies a low probability that unpopular structural reforms are implemented in good times by politicians who want to be re-elected, the results are relevant for international lenders such as the International Monetary Fund (IMF), as the implementation of difficult structural reforms may be less costly and thus more rewarding if these reforms are postponed to a period when the banking sector is not distressed anymore. While the costs in terms of output loss could be reduced in such a case, the practical problem of

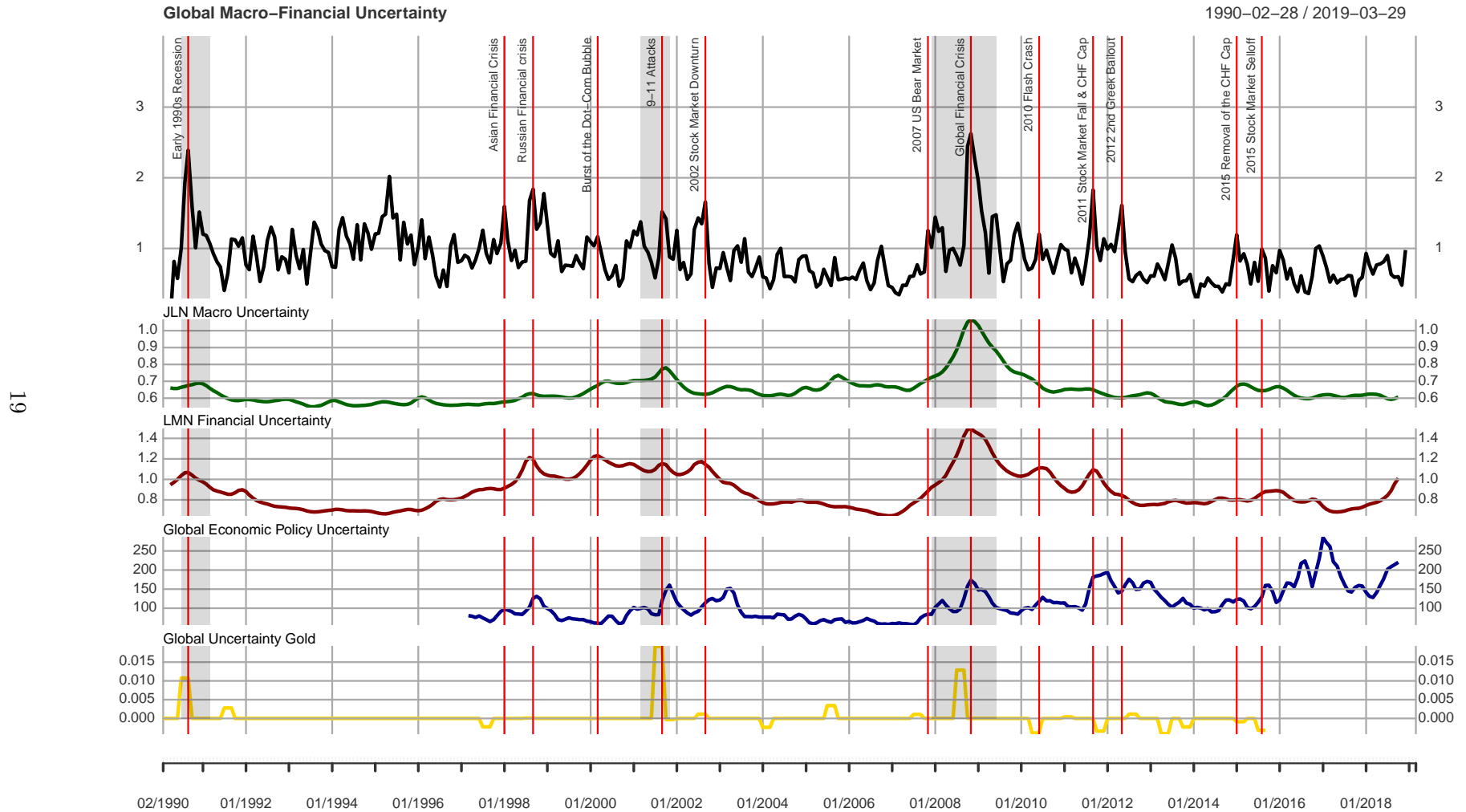
the enforcement of these reforms – long after the lending has taken place – admittedly remains a practical hurdle.

References

- Alessandri, P. and Mumtaz, H. (2019). Financial regimes and uncertainty shocks. *Journal of Monetary Economics*, 101:31–46.
- Bachmann, R., Elstner, S., and Sims, E. R. (2013). Uncertainty and Economic Activity: Evidence from Business Survey Data. *American Economic Journal: Macroeconomics*, 5(2):217–49.
- Baker, S. R., Bloom, N., and Davis, S. J. (2016). Measuring Economic Policy Uncertainty. *The Quarterly Journal of Economics*, 131(4):1593–1636.
- Basu, S. and Bundick, B. (2017). Uncertainty shocks in a model of effective demand. *Econometrica*, 85(3):937–958.
- Bernanke, B. S. (1983). Nonmonetary Effects of the Financial Crisis in the Propagation of the Great Depression. *American Economic Review*, 73(3).
- Bloom, N. (2009). The impact of uncertainty shocks. *Econometrica*, 77(3):623–685.
- Bloom, N., Floetotto, M., Jaimovich, N., Saporta-Eksten, I., and Terry, S. J. (2018). Really uncertain business cycles. *Econometrica*, 86(3):1031–1065.
- Caldara, D., Fuentes-Albero, C., Gilchrist, S., and Zakrajšek, E. (2016). The Macroeconomic Impact of Financial and Uncertainty Shocks. *European Economic Review*, 88:185–207.
- Chow, G., Jacquier, E., Kritzman, M., and Lowry, K. (1999). Optimal Portfolios in Good Times and Bad. *Financial Analysts Journal*, 55(3):65–73.
- Davis, S. J. (2016). An index of global economic policy uncertainty. *Macroeconomic Review*, XV.
- Gilchrist, S., Sim, J. W., and Zakrajšek, E. (2014). Uncertainty, financial frictions, and investment dynamics. *NBER Working Paper (20038)*.
- Greig, L., Rice, A., Vehbi, T., and Wong, B. (2018). Measuring Uncertainty and Its Impact on a Small Open Economy. *Australian Economic Review*, 51(1):87–98.
- Hotelling, H. (1931). The Generalization of Student’s Ratio. *The Annals of Mathematical Statistics*, 2(3):360–378.

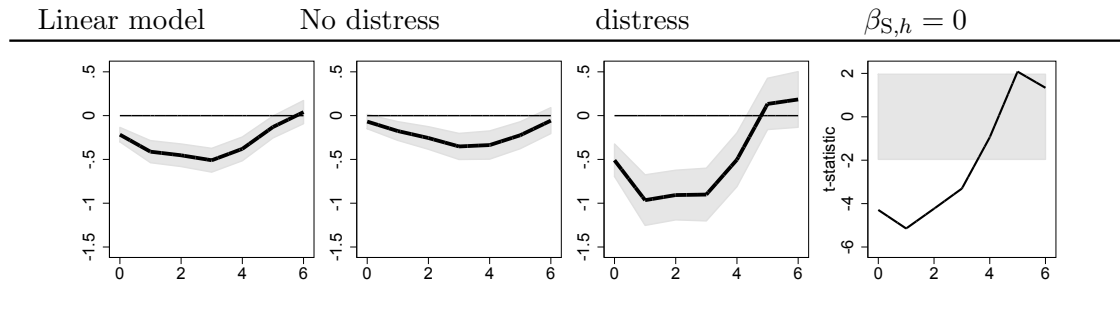
- Jordà, Ò. (2005). Estimation and Inference of Impulse Responses by Local Projections. *American Economic Review*, 95(1):161–182.
- Jurado, K., Ludvigson, S. C., and Ng, S. (2015). Measuring Uncertainty. *The American Economic Review*, 105(3):1177–1216.
- Kritzman, M. and Li, Y. (2010). Skulls, Financial Turbulence, and Risk Management. *Financial Analysts Journal*, 66(5):30–41.
- Leduc, S. and Liu, Z. (2016). Uncertainty shocks are aggregate demand shocks. *Journal of Monetary Economics*, 82:20–35.
- Ludvigson, S. C., Ma, S., and Ng, S. (2019). Uncertainty and business cycles: Exogenous impulse or endogenous response? *American Economic Journal: Macroeconomics*, forthcoming.
- Ozturk, E. O. and Sheng, X. S. (2017). Measuring global and country-specific uncertainty. *Journal of International Money and Finance*.
- Piffer, M. and Podstawski, M. (2018). Identifying uncertainty shocks using the price of gold. *The Economic Journal*, 128(616):3266–3284.
- Popp, A. and Zhang, F. (2016). The macroeconomic effects of uncertainty shocks: The role of the financial channel. *Journal of Economic Dynamics and Control*, 69:319–349.
- Romer, C. D. and Romer, D. H. (2017). New Evidence on the Aftermath of Financial Crises in Advanced Countries. *American Economic Review*, 107(10):3072–3118.
- Stöckl, S. and Hanke, M. (2014). Financial Applications of the Mahalanobis Distance. *Applied Economics and Finance*, 1(2):71–77.
- Stöckl, S., Hanke, M., and Angerer, M. (2017). PRIX - A Risk Index for Global Private Investors. *The Journal of Risk Finance*, 18(2):214–231.

Figure 1: Global macro-financial uncertainty and alternative measures of global macroeconomic uncertainty.



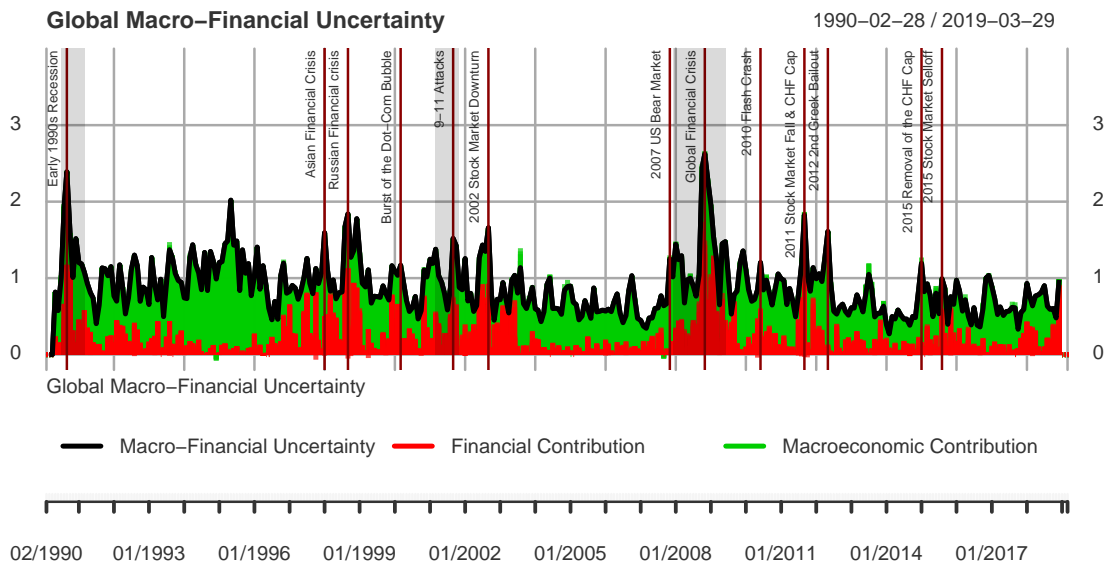
Notes: This figure depicts four different measures of macroeconomic uncertainty: our macro-financial uncertainty measure, the [Jurado et al. \(2015\)](#) macroeconomic and the [Ludvigson et al. \(2019\)](#) financial uncertainty index (for a horizon of $h = 1$), the [Baker et al. \(2016\)](#) global economic policy uncertainty index, and the [Piffer and Podstawski \(2018\)](#) uncertainty shocks using fluctuations in the price of gold. We also highlight NBER-recessions in gray and indicate and label certain economic events of global influence by a red line.

Figure 2: Responses of real GDP growth in percent to global macro-financial uncertainty.



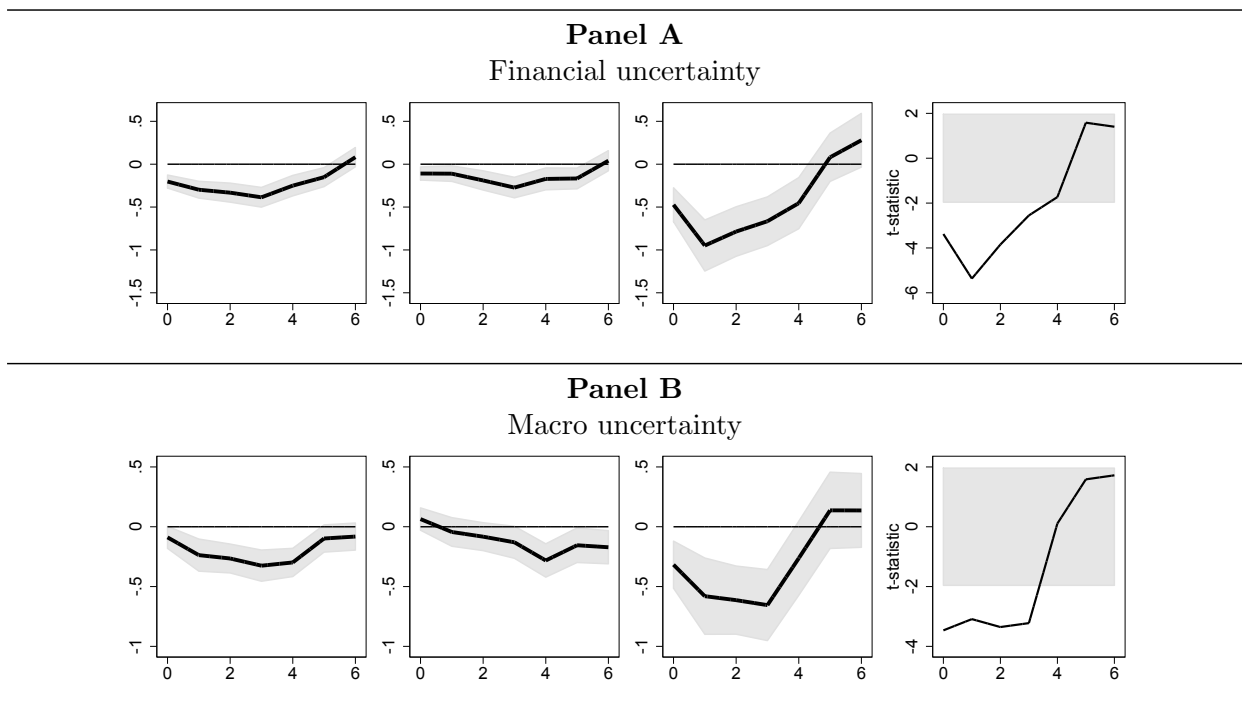
Notes: From left to right we show the responses of real GDP growth in linear model, in a state of no banking sector distress and in a state of banking sector distress. In addition, we show the t-statistic corresponding to $\beta_{S,h} = 0$. The grey-shaded areas represent 95 percent confidence intervals. The horizontal axis is in quarters.

Figure 3: Global macro-financial uncertainty together with contributions of macroeconomic and financial market variables



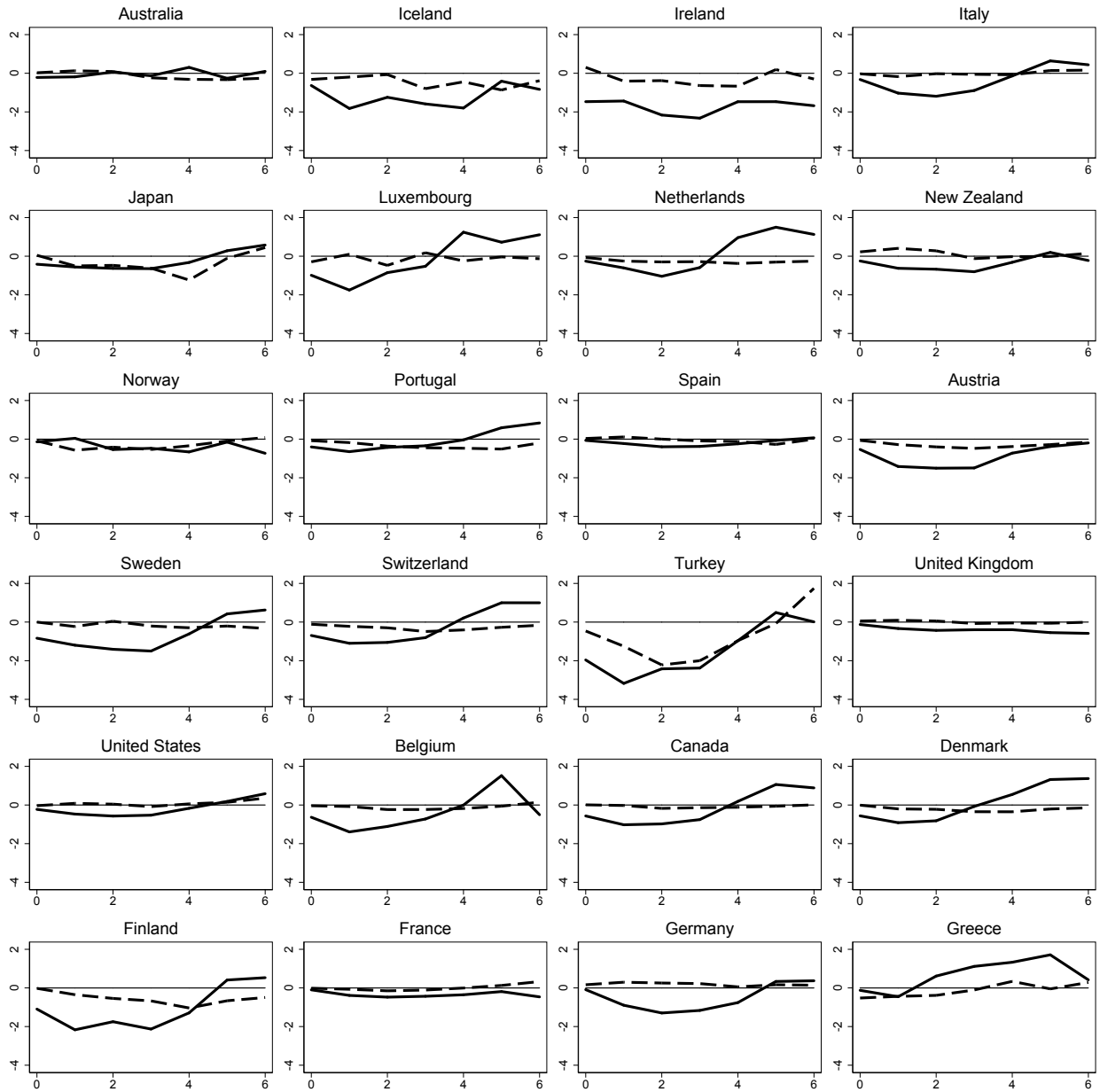
Notes: This figure depicts our macro-financial uncertainty measure, additionally reporting contributions of macroeconomic and financial market variables. We also highlight NBER-recessions in gray and indicate and label certain economic events of global influence by a red line. Note, that some of the contributions to the overall index can be negative, see Section 2.

Figure 4: Responses of real GDP growth – financial vs. macro uncertainty



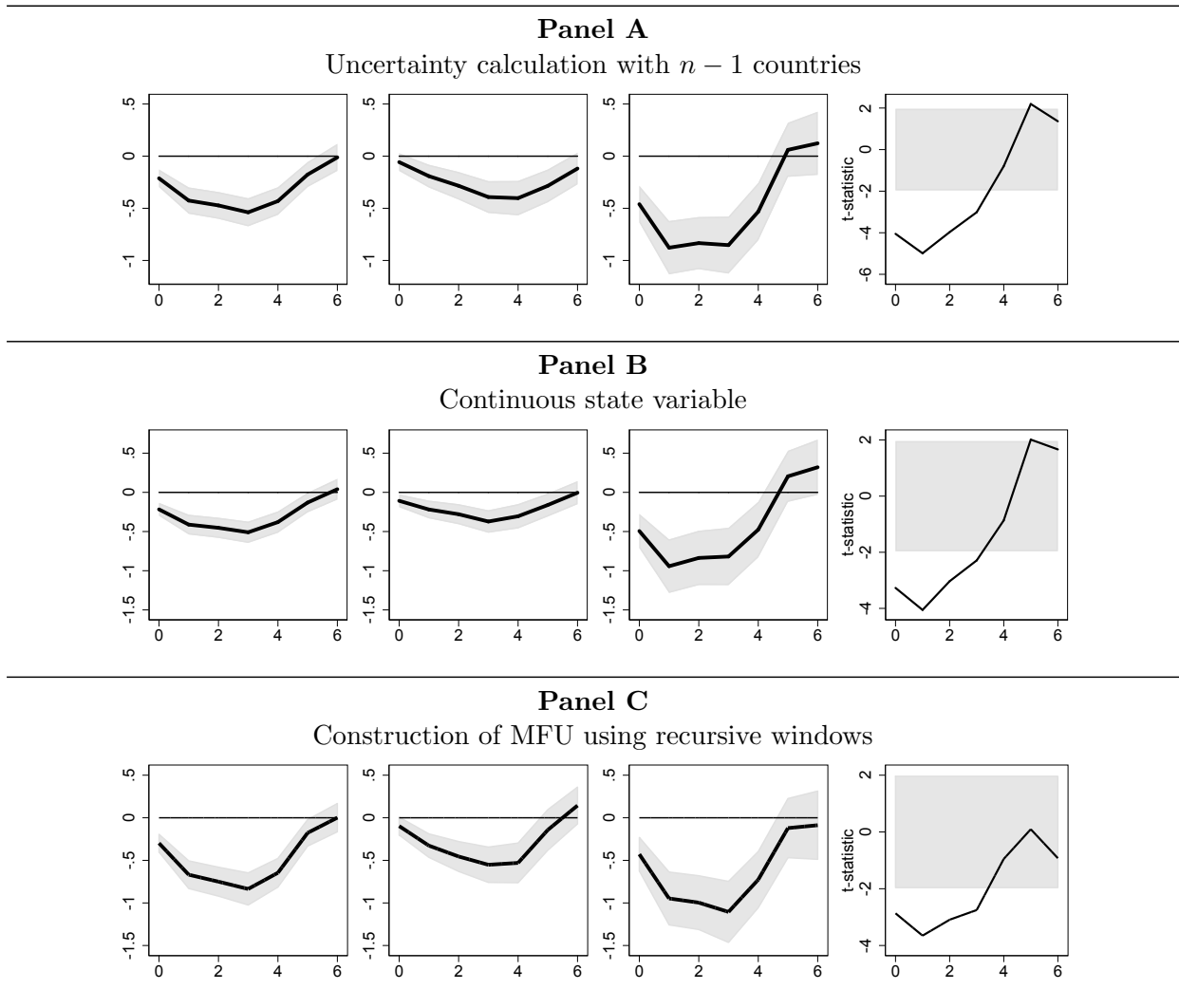
Notes: From left to right we show the responses of real GDP growth in linear model, in a state of no banking sector distress and in a state of banking sector distress. In addition, we show the t-statistic corresponding to $\beta_{S,h} = 0$. The grey-shaded areas represent 95 percent confidence intervals. The horizontal axis is in quarters.

Figure 5: Responses of real GDP growth – individual countries



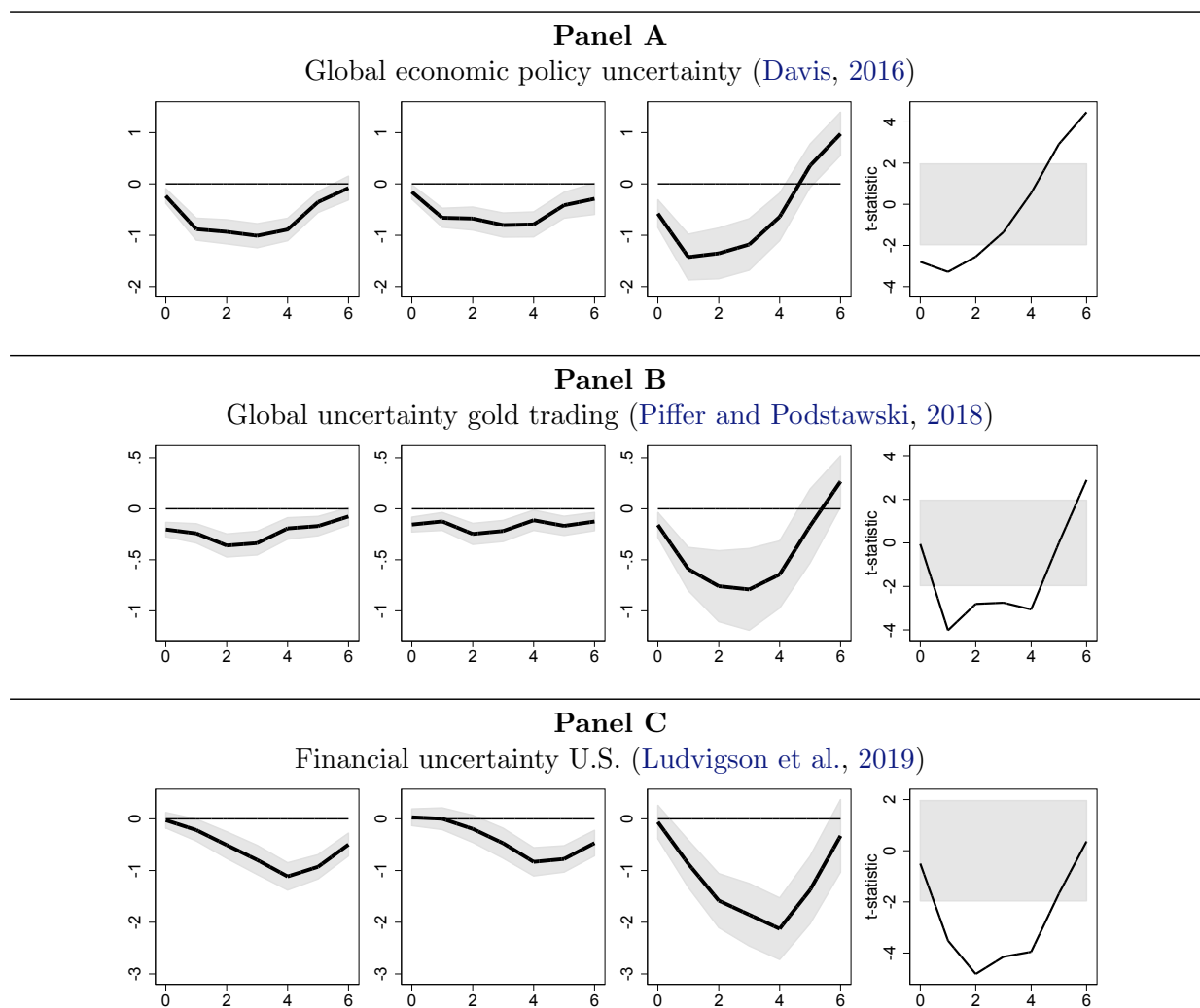
Notes: The solid lines represent mean responses inside and dashed lines outside states of distressed credit intermediation. The horizontal axis is in quarters.

Figure 6: Responses of real GDP growth – Robustness analyses



Notes: From left to right we show the responses of real GDP growth in linear model, in a state of no banking sector distress and in a state of banking sector distress. In addition, we show the t-statistic corresponding to $\beta_{S,h} = 0$. The grey-shaded areas represent 95 percent confidence intervals. The horizontal axis is in quarters.

Figure 7: Responses of real GDP growth – Alternative uncertainty measures



Notes: From left to right we show the responses of real GDP growth in linear model, in a state of no banking sector distress and in a state of banking sector distress. In addition, we show the t-statistic corresponding to $\beta_{S,h} = 0$. The grey-shaded areas represent 95 percent confidence intervals. The horizontal axis is in quarters.

Table 1: Input variables used for macro-financial uncertainty

Variables	Bloomberg Code	start date	end date
US_STOCKS	SPX	02/1990	03/2019
US_VIX	VIX	02/1990	03/2019
US_INFL	CPI	02/1990	03/2019
US_INT10Y	USGG10YR	02/1990	03/2019
US_INT2Y	USGG2YR	02/1990	03/2019
US_REER	BISBUSR	01/1994	03/2019
EA_STOCKS	SX5E	02/1990	03/2019
EA_VIX	V2X	01/1999	03/2019
EA_INFL	ECCPEMUY	01/1997	03/2019
EA_INT10Y	EUGB10	02/1990	03/2019
EA_INT2Y	EUGB2	02/1990	03/2019
EA_REER	BISBEUR	01/1994	03/2019
JP_STOCKS	NKY	02/1990	03/2019
JP_VIX	VNKY	01/2001	03/2019
JP_INFL	JNCPIYOY	02/1990	03/2019
JP_INT10Y	GTJPY10YR	02/1990	03/2019
JP_INT2Y	GTJPY2YR	02/1994	03/2019
JP_REER	BISBJPR	01/1994	03/2019
CA_STOCKS	SPTSX	02/1990	03/2019
CA_INFL	CACPIYOY	02/1990	03/2019
CA_INT10Y	GTCAD10YR	02/1990	03/2019
CA_INT2Y	GTCAD2YR	02/1990	03/2019
CA_REER	BISBCAR	01/1994	03/2019
UK_STOCKS	UKX	02/1990	03/2019
UK_VIX	VFTSE	01/2000	03/2019
UK_INFL	UKRPCJYR	02/1990	03/2019
UK_INT10Y	GTGBP10YR	01/1992	03/2019
UK_INT2Y	GTGBP2YR	01/1992	03/2019
UK_REER	BISBGBR	01/1994	03/2019

Notes: This table reports variables (country “_” variable), Bloomberg Code and start/end date for all input variables. We use data from United States (US), the Eurozone (EA), Japan (JP), Canada (CA) and the United Kingdom (UK). Variables used are the major regional stock market index (STOCKS, namely the S&P 500, EuroStoxx 50, NIKKEI225, S&P/TSX Composite and FTSE 100), its implied volatility index (if available, VIX), the inflation rate CPI (INFL), the 2 and 10-year government bond yields (INT2Y, INT10Y) and the real effective exchange rate calculated by the BIS (REER).

Table 2: Correlations of macro-financial uncertainty with alternative uncertainty measures

	uncertainty measures			
	macro-financial	JLN macro	LMN financial	global economic policy
JLN macro	.27			
LMN financial	.37	.67		
global EP	.13	-.02	-.02	
gold market	.11	.33	.25	.02

Notes: This table reports correlations between our measure of macro-financial uncertainty and alternative uncertainty measures: [Jurado et al. \(2015\)](#) macro uncertainty, [Ludvigson et al. \(2019\)](#) financial uncertainty, [Davis \(2016\)](#)'s measure of Global Economic Policy Uncertainty and the [Piffer and Podstawski \(2018\)](#) measure of uncertainty based on gold trading.

