

Béland, Louis-Philippe; Brodeur, Abel; Haddad, Joanne; Mikola, Derek

Working Paper

COVID-19, Family Stress and Domestic Violence: Remote Work, Isolation and Bargaining Power

IZA Discussion Papers, No. 13332

Provided in Cooperation with:

IZA – Institute of Labor Economics

Suggested Citation: Béland, Louis-Philippe; Brodeur, Abel; Haddad, Joanne; Mikola, Derek (2020) : COVID-19, Family Stress and Domestic Violence: Remote Work, Isolation and Bargaining Power, IZA Discussion Papers, No. 13332, Institute of Labor Economics (IZA), Bonn

This Version is available at:

<https://hdl.handle.net/10419/223774>

Standard-Nutzungsbedingungen:

Die Dokumente auf EconStor dürfen zu eigenen wissenschaftlichen Zwecken und zum Privatgebrauch gespeichert und kopiert werden.

Sie dürfen die Dokumente nicht für öffentliche oder kommerzielle Zwecke vervielfältigen, öffentlich ausstellen, öffentlich zugänglich machen, vertreiben oder anderweitig nutzen.

Sofern die Verfasser die Dokumente unter Open-Content-Lizenzen (insbesondere CC-Lizenzen) zur Verfügung gestellt haben sollten, gelten abweichend von diesen Nutzungsbedingungen die in der dort genannten Lizenz gewährten Nutzungsrechte.

Terms of use:

Documents in EconStor may be saved and copied for your personal and scholarly purposes.

You are not to copy documents for public or commercial purposes, to exhibit the documents publicly, to make them publicly available on the internet, or to distribute or otherwise use the documents in public.

If the documents have been made available under an Open Content Licence (especially Creative Commons Licences), you may exercise further usage rights as specified in the indicated licence.

DISCUSSION PAPER SERIES

IZA DP No. 13332

**COVID-19, Family Stress and Domestic
Violence: Remote Work, Isolation and
Bargaining Power**

Louis-Philippe Beland
Abel Brodeur
Joanne Haddad
Derek Mikola

JUNE 2020

DISCUSSION PAPER SERIES

IZA DP No. 13332

COVID-19, Family Stress and Domestic Violence: Remote Work, Isolation and Bargaining Power

Louis-Philippe Beland
Carleton University

Derek Mikola
Carleton University

Abel Brodeur
University of Ottawa and IZA

Joanne Haddad
University of Ottawa

JUNE 2020

Any opinions expressed in this paper are those of the author(s) and not those of IZA. Research published in this series may include views on policy, but IZA takes no institutional policy positions. The IZA research network is committed to the IZA Guiding Principles of Research Integrity.

The IZA Institute of Labor Economics is an independent economic research institute that conducts research in labor economics and offers evidence-based policy advice on labor market issues. Supported by the Deutsche Post Foundation, IZA runs the world's largest network of economists, whose research aims to provide answers to the global labor market challenges of our time. Our key objective is to build bridges between academic research, policymakers and society.

IZA Discussion Papers often represent preliminary work and are circulated to encourage discussion. Citation of such a paper should account for its provisional character. A revised version may be available directly from the author.

ISSN: 2365-9793

IZA – Institute of Labor Economics

Schaumburg-Lippe-Straße 5–9
53113 Bonn, Germany

Phone: +49-228-3894-0
Email: publications@iza.org

www.iza.org

ABSTRACT

COVID-19, Family Stress and Domestic Violence: Remote Work, Isolation and Bargaining Power*

We investigate the impacts of COVID-19 on domestic violence and family stress. Our empirical analysis relies on a unique online survey, Canadian Perspective Survey Series, that allow us to disentangle the mechanisms through which COVID-19 may affect family stress and domestic violence. We find no evidence that employment status and work arrangements are related to higher self-reported levels of family stress and violence in the home due to confinement, suggesting that remote working on a large scale does not lead to family violence. In contrast, we find that the inability to meet financial obligations and maintaining social ties significantly increase reported family stress and domestic violence. These findings are consistent with two alternative mechanisms: social isolation and decreased bargaining power for women. Last, we provide suggestive evidence that receiving financial relief does not mitigate the effect of financial worries on domestic violence and family stress. We conclude that targeted programs supporting victims of domestic violence may be more effective.

JEL Classification: D03, I18, J12

Keywords: COVID-19, lockdown, domestic violence, family stress, isolation and remote work

Corresponding author:

Abel Brodeur
Department of Economics
University of Ottawa
120 University
Ottawa, Ontario K1N 6N5
Canada

E-mail: abrodeur@uottawa.ca

* We would like to thank Harold Kim from the Centre for Social Data Integration and Development, Social, Health and Labour Statistics Field (CSDID) at Statistics Canada for clarifying information on the data used.

1 Introduction

The surge in domestic violence incidents due to COVID-19 has been discussed widely in the media in several countries. The alleged causes of increasing domestic violence range from lockdowns, remote work, social isolation, and economic distress. For instance, the NY Times recently cited the founder of a foundation helping victims of domestic violence:

“We’ve been getting some very distressing calls, showing us clearly just how intense psychological as well as physical mistreatment can get when people are kept 24 hours a day together within a reduced space.”¹

Isolation might only be a contributing part of the increase in domestic violence. Economic factors such as being laid-off or working from home are thought to increase the domestic violence rates as stress and interactions within families increase.²

“As the worldwide pandemic spawns mass quarantines, dire income loss and uncertainty, experts cautioned that all these conditions can intensify stress and abuse in homes where violence already existed or was imminent.”³

There are several potential reasons as to why one might expect a rise in heated arguments and domestic violence during the pandemic. One mechanism is social isolation, wherein COVID-19 increased women’s vulnerability to violence through changes in work arrangements and mandatory confinement measures trapping some women inside their home. The lack of social and physical contact with families, friends, coworkers, and protection services may have intensified their isolation and reduced the cost of domestic violence (e.g., Gelles (1983); and Gelles and Straus (1979)).⁴ A second possible mechanism is a decrease in bargaining power for women due to increasing unemployment and financial distress. A simple intra-household bargaining model suggests that domestic violence incidents increase when the relative labour market outcomes of women worsen (Aizer (2010); Anderberg et al. (2016)). An alternative

¹<https://www.nytimes.com/2020/04/06/world/coronavirus-domestic-violence.html>

²The impacts of COVID-19 on the labour market has been documented in Canada, Europe and the U.S. (e.g., Beland, Brodeur, Mikola and Wright (2020); Beland, Brodeur and Wright (2020); Gupta et al. (2020); Lewandowski (2020)), with large increases in unemployment.

³<https://www.theglobeandmail.com/canada/article-self-isolation-directives-increase-risk-for-women-facing-domestic-violence/>

⁴Domestic violence is also an issue facing women affected by natural disasters. Previous studies documented a positive relationship between domestic violence and natural disasters in both developing and developed countries (e.g., Anastario et al. (2009); Enarson (1999); Parkinson and Zara (2013)).

mechanism is related to a decrease in employment and an increase in work-from-home due to COVID-19, which may induce intimate partner violence due to an increase in the time partners spend together.

Understanding the precise mechanisms through which COVID-19 might affect family violence is key for policymakers. If domestic violence occurs solely because of social isolation, expanding programs like women’s shelters and helplines may be an effective policy. If domestic violence occurs because of social isolation due to financial reliance on their partner, policies which expand labour market opportunities may give greater financial autonomy while not directly targeting social isolation. In other scenarios, where women may not work or seek help in public, it may be best to decrease the opportunities for men to be at home or improve economic opportunities. Any combination of the aforementioned scenarios may be present and this paper attempts to rule out competing theories for focused and effective policy.

Our paper is the first, to our knowledge, to test and disentangle the mechanisms through which COVID-19 may affect family stress and domestic violence. We rely on a unique survey, the Canadian Perspective Survey Series, to investigate how the pandemic might affect self-reported perceived risk of domestic violence and family stress. This online survey was conducted from March 29, 2020 to April 3, 2020 using a random sample of households from Statistics Canada’s Labour Force Survey (LFS) and include questions about the effect of COVID-19 and confinement on family stress, domestic violence, worries about financial obligations, remote work and other relevant socioeconomic variables. Importantly, respondents did not know that the survey would include questions about family stress or violence in the home prior to their participation. Our study and findings may thus be more representative of the entire population than surveys specifically targeting victims of domestic violence. Moreover, the Canadian context is useful in discussing theories of social isolation since all the provinces had stopped educational services and declared emergencies which restricted social and business interactions before our survey.

Our results suggest that employment status and work arrangements such as working from home are not related to women’s perceived impacts of COVID-19 on family stress and domestic violence. This last result provides suggestive evidence that the large increase in remote work is not driving the rise in domestic violence. In contrast, our results suggest that

women’s inability to meet financial obligations significantly increase reported family stress and domestic violence. Our estimates are large and statistically significant at conventional levels, and suggest that women who report a perceived major impact of COVID-19 on their ability to meet their financial obligations or essential needs are 52 and 29 percent of a standard deviation more likely to report higher levels of family stress due to confinement and domestic violence in comparison to those reporting no perceived impact, respectively. These findings are consistent with a simple intra-household bargaining model in which expected future earnings affect the risk of domestic violence for women.

In addition to documenting higher perceived risks of domestic violence for women with high levels of financial worries, we can offer a new perspective on the impact of social isolation on family violence. For this analysis, we rely on a question about the impacts of COVID-19 on women’s ability to maintain social ties. We find that an increase in women’s concern about maintaining social ties is positively associated with concerns regarding domestic violence and family stress from confinement. These results are consistent with prior research pointing out that women’s social isolation decreases the cost of domestic violence and increases the incidence (e.g., [Gelles \(1983\)](#); [Gelles and Straus \(1979\)](#)); [Usher et al. \(2020\)](#)).

We furthermore provide suggestive evidence that receiving financial relief for financial obligations does not alleviate the impact of financial obligation pressures on perceived family stress and violence in the home. We briefly discuss policy recommendations in the conclusion.

We contribute to a growing literature on the effects of COVID-19 on mental health, well-being and domestic violence ([Boserup et al. \(2020\)](#); [Brodeur et al. \(2020\)](#); [Hamermesh \(2020\)](#); [Payne et al. \(2020\)](#); [Tubadji et al. \(2020\)](#)). Two relevant papers using police calls and helpline contacts are [Leslie and Wilson \(2020\)](#) and [Armbruster and Klotzbucher \(2020\)](#), respectively. [Leslie and Wilson \(2020\)](#) provide evidence that COVID-19 and lockdowns in the US had led to a large increase in domestic violence calls. [Armbruster and Klotzbucher \(2020\)](#) provide evidence that helpline contacts increased in Germany by around 20% in the week following the implementation of the lockdown reflecting heightened loneliness, anxiety, and suicidal ideation. We contribute to this growing literature by showing that the pandemic affects domestic violence and family stress through increasing financial worries, rather than work arrangements or employment status. Moreover, we document that social isolation through

increased concern about maintaining social ties affects domestic violence and family stress.

Last, we contribute to a growing literature on the impacts of COVID-19 on gender equality (e.g., [Alon et al. \(2020\)](#)), the supply of and demand for child care (e.g., [Ali et al. \(2020\)](#); [Sevilla and Smith \(2020\)](#)) and fertility ([Schwandt \(2020\)](#)).

The rest of the paper is structured as follow. In section 2, we briefly discuss the COVID-19 pandemic in Canada. Section 3 discusses channels through which the pandemic could affect family well-being and violence in the home. Section 4 describes the data set and our empirical model. In section 5, we present our findings. The last section concludes.

2 COVID-19 in Canada

Canada has been no exception to the global pandemic caused by COVID-19 which as of June 4th, 2020, has caused over 7,500 deaths and 93,000 confirmed cases of the more than 1.75 million individuals tested.⁵ Provincial governments closed public schools and ordered a shutdown of businesses which were not deemed essential by mid-March. Additional policies such as restricting the size of public and private gatherings and enforcing social and physical distancing laws were simultaneously rolled out.

On March 18th, the Federal government provided the first announcement for Canada’s COVID-19 Economic Response Plan: Support for Canadians and Businesses. This includes support directly to individuals and businesses primarily aimed at reducing the negative short-run effects anticipated by all due to COVID-19. Additional major policies subsequently added to the Economic Response Plan by the Federal government include the Canada Emergency Response Benefit (CERB), Canada Emergency Wage Subsidy (CEWS) and the Canada Emergency Student Benefit (CESB).⁶ Still, these policies were met with severe increases in the unemployment rate of Canadians, which rose to 13% in April 2020, a further increase from 7.8% in March 2020 and 5.6% in February 2020 ([Beland, Brodeur, Mikola and Wright \(2020\)](#)).

⁵See <https://www.canada.ca/en/public-health/services/diseases/2019-novel-coronavirus-infection.html?topic=tilelink> for updated information.

⁶The CERB provides short-term income support for those individuals displaced in the labour market due to COVID-19. CEWS provides businesses with temporary wage subsidies in hopes to retain workers. The CESB provides income support to those in, finishing, or beginning, post-Secondary education since many of these individuals may not qualify for CERB.

3 Family Stress and Domestic Violence

We discuss several mechanisms through which COVID-19 could affect domestic violence: social control and isolation, emotional cues, and intra-household bargaining power.

3.1 Social Control, Isolation and Related Theory

The theory of social control developed in sociology and applied to intimate partner violence (e.g., Gelles (1983), and Gelles and Straus (1979)) predicts that societal controls and protection can increase the costs of domestic violence for men and reduce incidence. Sanctions include formal police interventions (Iyengar (2009); Nye (1958); Wells and Rankin (1988)) and informal societal disapproval of friends and relatives (Farmer and Tiefenthaler (1997)). An increase in “family privacy” reduces accessibility to both formal and informal social control, as behaviors are now happening “behind closed doors”. Domestic violence becomes thus more common when friends and relatives outside of the family are incapable of serving as agents of social control (Gelles (1993)). Therefore, a lack of attachment to other individuals outside the family and thus an increase in social isolation, induces the possibility of spousal violence (Gelles (1983)).⁷ In other words, COVID-19 may increase isolation and decrease societal protection from domestic violence. The pandemic outbreak resulted in lockdowns and stay-at-home orders which likely increased women’s social isolation, and made it much harder to (temporarily) escape violent partners (Usher et al. (2020)). Our results for the social isolation mechanism confirm this. We find that women who are extremely concerned about maintaining social ties are significantly more likely to report higher levels of family stress and domestic violence due to confinement than women who report being not at all concerned about maintaining social ties. Related, COVID-19 could affect domestic violence through emotional cues (e.g., Beland and Brent (2018), and Card and Dahl (2011)). The pandemic outbreak and layoffs can lead to negative emotional shocks and increase the likelihood of domestic violence.⁸ This loss of control might be exacerbated due to isolation and

⁷The literature on social control is vast, see also Alesina et al. (Forthcoming); Browne (1987); Cazenave and Straus (1979); Carlen (1983); Eaton (1986); Gelles (1983); Gelles (1993); Stets and Straus (1990); Walker (1989).

⁸The economic impact on the labour market has been documented in several countries with severe impact on unemployment (e.g. Beland, Brodeur, Mikola and Wright (2020), Beland, Brodeur and Wright (2020), and

lack of societal protection.

An alternative related mechanism is that a decrease in employment and increase in work-from-home due to COVID-19 may induce intimate partner violence by increasing the time partners spend together. This is related to the theory of exposure reduction developed by criminologists ([Dugan et al. \(1999\)](#)). Relying on questions related to remote work arrangements from the Canadian Perspective Survey Series (CPSS), we find that remote work does not explain women’s perceived concerns about domestic violence. Thus, our results do not provide evidence in support of this channel.

3.2 Household Bargaining Under Uncertainty Model

Alternatively, intra-household bargaining model suggests that domestic violence incidents decrease when the relative labour market outcomes (wage or employment) of women increase in the couple. [Anderberg et al. \(2016\)](#)’s model predicts that women’s unemployment probability and expected future earnings affect the risk of domestic violence through changes in women’s bargaining power relative to their male partner. Many previous papers documented a negative link between women employment and domestic violence against them ([Aizer \(2010\)](#); [Bowlus and Seitz \(2006\)](#); [Heise and Kotsadam \(2015\)](#)). Our data allows us to test empirically the predictions of this simple model using perceived unemployment risks in addition to observed unemployment. Furthermore, our survey data allows us to directly capture perceived financial obligation pressures which signals respondents’ future expected earnings. We find that women’s perceived financial pressure and thus their perceived inability to meet financial obligations or essential needs due to COVID-19 is positively significantly related to reported family stress and domestic violence. In other words, our findings suggest that women who perceive a major impact of COVID-19 on their ability to meet financial obligations and essential needs are significantly more likely to report higher perceived concerns of family stress and violence in the home than women who perceive no impact.

In sum, we find evidence in support of the social isolation mechanism and intra-household bargaining under uncertainty channel. Our results show that perceived concerns about maintaining social ties and perceived COVID-19 impacts on the ability to meet financial obligations

[Lewandowski \(2020\)](#)).

and essential needs is significantly related to higher likelihood of reporting concerns about family stress and domestic violence.

4 Data and Methodology

4.1 Canadian Perspective Survey Series

We rely on the Canadian Perspective Survey Series 1 - Impacts of COVID-19 (CPSS) to investigate how COVID-19 might affect self-reported perceived risk of domestic violence and family stress.⁹ The CPSS surveyed Canadians between March 29, 2020 and April 3, 2020 using randomly sample households from the Labour Force Survey (LFS) out-going rotation groups between April 2019 and July 2019. The survey sampled 7,242 individuals who had valid email address on file at Statistics Canada, from the 31,896. The final amount of respondents available in the CPSS dataset is 4,627 individuals.¹⁰ In addition to our questions of interest, the CPSS gathered information on labour market outcomes, demographic characteristics, health variables, changes in consumption habits and attitudes related to the COVID-19 pandemic.

A key feature of the CPSS is the online collection method which can be done at any point between March 29 and April 3, 2020. This gives respondents flexibility in answering the survey and possibly the privacy needed to answer the questions about concerns they have in their personal life. Data sources which rely on phone calls reporting of domestic violence may under-report the actual number of domestic violence cases during COVID-19 due to the increased time spent with the abuser. With the abuser in close quarters and the opportunities to leave the house decreasing due to isolation, there is no guarantee it will be safe to access help. Although opportunities to respond to an online survey such as the CPSS may also be reduced during COVID-19 times by the same argument, the information can be provided in

⁹The CPSS 1 - Impacts of COVID-19 is the first of six surveys being asked approximately every two months as parts of the Canadian Perspectives Survey Series. The second survey does not include questions about domestic violence or family stress. Information on the title of the third, fourth, fifth and six surveys do not appear on their website.

¹⁰The CPSS invited valid individuals from the LFS to participate in this online survey through the mail. The mail invitations provided individuals a Secure Access Code and invited them to complete an online Sign-Up form. Participants could choose not to participate online after filling out “basic demographic information” and providing a valid email address. Attempts were made to follow-up with those who did not access the online Sign-Up which included additional mail, email and telephone.

a more discrete and convenient way than phone calls.

Furthermore, the documentation gives no indication that those participating in the survey would have access to the questions which would be asked. The website for the CPSS is also particularly vague, which states “The surveys will cover a variety of social topics, such as education, health, and justice. The link to the surveys in this project will be added here as the information becomes available.”¹¹ This means that respondents were not aware that they would be asked questions about domestic violence and family stress.

Our measure for domestic violence is taken from answers to the question “How concerned are you about each of the following impacts of COVID-19? Violence in the Home”. Figure 1 shows that 3% of respondents in our sample report being extremely concerned about violence in the home. Appendix Figure A1 documents that about 66% of those are women and 34% are men. About 5% of respondents are very concerned, 8% are somewhat concerned and 85% report not being concerned at all about violence in the home. Among those who are very concerned, 62% are women.

In addition, we rely on a question from the CPSS on the impact of COVID-19 on family stress due to confinement, which arguably captures a greater risk for domestic violence. Figure 1 shows that about 30% of respondents report “Not at all” when asked if they are concerned about the impact of COVID-19 on family stress, 41% of respondents in our sample report being somewhat concerned, 20% are very concerned and about 10% report being extremely concerned about family stress. Looking by gender, about 57% of respondents who report being extremely concerned about family stress are women, and 53% of individuals who answer “Very” concerned are women. Whereas the distribution of respondents answering “Not at all” and “Somewhat” is equally distributed by gender (See Appendix Figure A1).

We empirically test the predictions of the social control theory using this question from the CPSS: “How concerned are you about each of the following impacts of COVID-19: Maintaining social ties?” where respondents are offered four answers ranging from “Not at all” to “Extremely.” We also rely on the question “Are you doing any of the following activities for your health? Communication with friends and family” where respondents’ choices are “Yes, for my mental health”, “Yes, for my physical health”, “Yes, for both my mental and physical

¹¹See <https://www.statcan.gc.ca/eng/survey/household/5311>.

health” and “No.”

We additionally use information about COVID-19’s perceived impacts on respondents’ ability to meet financial obligations. Possible answers include “Major impact”, “Moderate impact”, “Minor impact”, “No impact” and “Too soon to tell” . We interpret this as proxy for perceived difficulties in expected earnings. If respondents reveal a major impact, we consider this as a signal for a significant perceived income loss, whereas a no impact response signals that individuals did not face any shift in their income probability distribution. We also use a question that asks respondents who are employed whether they think they might lose their main job or their main self-employment income sources over the next four weeks. The latter question allows us to capture unemployment risk and uncertainty related to future expected earnings. Throughout our analysis, we refer to this as job security. Respondents who are eligible to answer this question include respondents that report being employed, employed and absent because of COVID-19 or employed and absent for reasons not related to COVID-19. About 18% (14%) of respondents strongly agree (agree) that they might lose their main job or main self-employment income in the next four weeks. More than 50% of respondents either disagree or strongly disagree.

Table 1 describe females’ responses to our main dependent and independent variables. Column 1 contains the whole sample of females who gave responses while column 2 is the subsample of employed females. Our two dependent variables range between 1 (“Not at all”) to 4 (“Extremely”) when ranking their concerns about family stress from confinement and violence in the home. The average concern for family stress due to confinement of women is a value of 2.12, a score slightly higher than the “Somewhat” response which is assigned a numerical value of 2. Females’ concern for violence in the home has an average response of 1.29, slightly higher than “Not at all” and lower than “Somewhat”. We see that about a quarter of our sample of women who are employed began working from home, which translates to 13% of the whole sample of women. Just over half of the sample of women are employed, while over 75% in all columns report being at least “Somewhat” concerned with maintaining social ties, and over 90% in all columns report communication with friends and family as important to either their mental, or, mental and physical health. Approximately 44% report COVID-19 having at least a “minor impact” on their ability to meet financial obligations or

essential needs and between 6 and 8% of females received relief for financial obligations.

4.2 Model

The dependent variables are answers to the family stress and domestic violence questions. Specifically, we estimate:

$$Y_i = \alpha + \beta EmploymentStatus_i + \theta WorkArrangement_i + \phi JobSecurity_i + \zeta FinancialPressure_i + \gamma X_i' + \varepsilon_i \quad (1)$$

where Y_i is individual i 's perceived concern about family stress/violence in the home following COVID-19. The sample is restricted to women. $EmploymentStatus_i$ are dummy variables capturing individual i 's employment status: employed, employed and absent due to COVID, employed and absent not due to COVID or not employed. $WorkArrangement_i$ are dummy variables indicating whether individual i 's work location has changed from outside the home to at home, or it remains at home, or whether individual i 's work location remains outside the home and finally whether individual i is absent from work. $JobSecurity_i$ captures whether respondent i thinks that they might lose their main job or their main self-employment income sources over the next four weeks. $FinancialPressure_i$ capturing COVID-19 perceived impact on individual i 's ability to meet financial obligations or essential needs. This varies from major impact to no impact.

X_i' is a set of demographic controls at the individual-level including age group dummies, marital status of respondent, dummies for having a child under 18 on a reference week residing in the dwelling, and highest level of education ever completed.

We construct an alternative specification that is similar to equation 1. We however omit dummy variables for $JobSecurity_i$ and $FinancialPressure_i$ and instead include in the model dummy variables for answers to the questions on concerns about maintaining social ties and communication with friends and family for mental health and physical health.

We rely on a question from the CPSS that asks respondents whether they received relief for financial obligations. These include relief for rent or mortgage payments, car payments,

or other household bills. Such payments, especially home mortgages, signal financial stability and thus risks of financial pressures to meet these obligations increase foreclosure risks, stress and potentially induces risks for domestic violence (Lersch et al. (2014); Pattavina et al. (2015)). We thus check whether there exists a heterogeneous effect of financial pressure on family stress and domestic violence, depending on whether individuals received financial relief. We construct a specification that is based on equation 1 but that includes individual i 's work arrangement, individual i 's financial pressure and dummies for *Financial Relief_i* which indicates whether individual i received/did not receive such relief, or whether it was not required.

5 Findings

In this subsection, we present the results on the relationship between individuals' perceived impacts of COVID-19, family stress and domestic violence.

We present estimates of equation 1 in Tables 2 and 3. We first test whether employment status, work arrangements (work location), job security (worries about losing one's job) and financial pressure (self-reported ability to meet financial obligations) are related to family stress (Table 2) and domestic violence (Table 3). In column 1, we find that females who are not employed, employed but absent from work due to COVID-19 and employed but absent for other reasons were not significantly more likely to report higher levels of family stress due to confinement or domestic violence than women who are employed.

As women work increasingly from home because of social distancing, they may be losing access to support from co-workers and spend more time with their partner. We test these mechanisms in column 2. We find no evidence that females who are now working from home because of COVID-19 report different levels of family stress and domestic violence than women working outside of home and those already working from home prior to the pandemic.¹²

So far, our findings suggest that employment status and work arrangements are not related

¹²Working from home might not affect concerns for domestic violence as it allows keeping some social ties. Appendix Table A1 shows support for this hypothesis. It shows that those who move to working from home because of COVID-19 are not more likely than those who still work outside the home to have heightened concerns for losing social ties. Those who are absent from work are however more likely to report increased concerns in maintaining social ties.

to women’s perceived impacts of COVID-19 on family stress and domestic violence. This is against the prior that increased reported domestic violence might be related to work-at-home conditions and employment status linked to lockdowns and isolation.

To understand the mechanisms through which COVID-19 might impact concerns about family stress and domestic violence, we examine in column 3 whether job security matters. Our findings suggest that women who strongly agree that they will lose their main job or main self-employment income in the next four weeks report higher levels of family stress in comparison to those who strongly disagree. However, we find no evidence in support of higher reported concerns about violence in the home.

In column 4, we include in our model dummies for the answers to the ability to meet financial obligations question. We find that women answering “Major impact” to the question regarding their perceived COVID-19 impacts on their ability to meet financial obligations and essential needs are significantly more likely to report higher levels of family stress and violence in the home than those answering “No impact”.

One way to gauge the magnitude of our estimates is to standardize the dependent variable for all respondents to have a mean of zero and a standard deviation of one. We then run OLS regressions using equation 1. See Appendix Tables A2 and A3. Our estimates suggest that women who perceive a major impact of COVID-19 on the ability to meet their financial obligations or essential needs are 52 and 29 percent of a standard deviation more likely to report higher levels of family stress due to confinement and domestic violence respectively than women who report no impact on their ability to meet financial obligations because of COVID-19. While women who report minor impact, are just 4 percent of standard deviation more likely to report higher concern regarding violence in the home. The inclusion of our work arrangements dummies (columns 5 and 6) has no effect on the magnitude or significance of our financial pressure estimates.

To investigate the social isolation mechanism, we rely on questions from the CPSS that asks respondents about their perceived impact of COVID-19 on their ability to maintain social ties and whether they are communicating with their friends and family for their mental and/or physical health. Our estimates show that an increase in women’s concern about maintaining social ties is positively associated with their concerns regarding domestic violence and family

stress from confinement. Results using ordered probit estimation are reported in Tables 4 and 5.

Conditional on work arrangement dummies, and controlling for individual level demographic controls, we find that women who report being extremely concerned about maintaining social ties as a result of COVID-19 are 120 and 75 percent of a standard deviation more likely to report higher levels of family stress and domestic violence respectively than women who report not being concerned at all about maintaining social ties. Women who are very or somewhat concerned are about 70 and about 35 percent more likely to report higher concern about family stress in comparison to women reporting not being concerned at all. Regarding violence in the home, women who are very or somewhat concerned about maintaining social ties are about 35 and about 20 percent more likely to report higher concern about domestic violence in comparison to those who report not being concerned at all.¹³ We do not find evidence in support of a link between communicating with friends and family for women’s mental and/or physical health and their reported perceived family stress and domestic violence.

Next, we investigate whether receiving financial relief mitigates the economic impacts of COVID-19 on concerns about family stress and domestic violence. We rely on a question from CPSS that asks respondents whether they received financial relief for financial obligations which cover rent (or mortgage) payments, car payments or other household bills.

The dependent variable in columns 1–3 of Table 6 is our family stress variable. Column 1 shows that women who receive financial relief for financial obligations are more likely to report higher family stress in comparison to those who do not receive financial relief. This is likely since women receiving such financial transfers are likely facing financial difficulties. This is especially true given that over 90% of women report “Not required” or “No” to the question regarding whether or not they received financial relief. Column 2 shows that the positive significant correlation between financial relief and reported perceived family stress remains robust to the inclusion of work arrangements. In column 3, we include simultaneously in the model dummies for work arrangements, financial obligation and financial relief. Our results

¹³Results using OLS regressions with standardized dependent variables are reported in Appendix Tables A4 and A5.

show that our financial worries estimates remain positively related to perceived concerns about family stress. In other words, receiving financial relief does not mitigate the impact of financial worries on family stress.

In columns 4 to 6 of Table 6, we change our dependent variable of interest, and now investigate the determinants of women’s perceived concern about violence in the home. Using the same structure as in columns 1 to 3, we find that a positive association between reporting receiving financial relief and domestic violence, but the standard errors are large and our estimate is statistically insignificant at conventional levels. We find no evidence that receiving financial relief mitigates the estimated effect of financial worries on reported domestic violence levels.

To summarize, our results provide suggestive evidence that financial transfers are not successful in partly alleviating the effect of women’s perceived financial stress on family stress and domestic violence.

6 Conclusion

In this paper, we aim to disentangle the mechanisms through which COVID-19 may affect family stress and domestic violence. We rely on a unique survey, the Canadian Perspective Survey, which includes questions on the effect of COVID-19 and confinement on family stress, domestic violence, concerns about financial obligations, remote work as well as demographic variables.

Our results suggest that work arrangements such as remote work and employment status are not increasing women’s perceived impacts of COVID-19 on family stress and domestic violence. These results are important given the large and widespread increase in remote work and the potential for long lasting increase in work from home arrangements (e.g. [Sachedina and Cousins \(2020\)](#)).

Our results rather suggest that women’s concerns regarding inability to meet financial obligations due to COVID-19 leads to a significant increase in reported family stress and domestic violence. Our findings are consistent with intra-household bargaining model in which expected future earnings affect the risk of domestic violence for women. In addition

to documenting higher perceived risks of domestic violence for women with high levels of financial worries, we can offer a new perspective on the impact of social isolation on family violence. Using questions on the impact of COVID-19 on women's ability to maintain social ties, we find that an increase in women's concern about maintaining social ties is positively associated with concerns regarding domestic violence and family stress from confinement. These results are consistent with prior research highlighting the key role of societal controls and protection that can increase the costs of domestic violence for men and reduce incidence of family violence (e.g., Gelles (1983)).

In addition, we investigate whether receiving financial relief mitigates the effect of women's perceived impact of COVID-19 on their ability to meet financial obligations on perceived concerns about family stress and domestic violence. Our results appear to suggest that receiving financial relief are not successful in alleviating the effect of women's perceived financial stress on domestic violence. The Canadian government has pledged up to \$50 million (CAD) in their COVID-19 Economic Response Plan towards women's shelters and sexual assault centres, with \$40 million being given out by May 16, 2020.¹⁴ Our analysis suggest that this is a step in the right direction to help mitigate the negative effect of COVID-19 on family stress and violence.

¹⁴See <https://www.canada.ca/en/status-women/news/2020/05/government-of-canada-supports-over-500-womens-shelters-for-additional-details>.

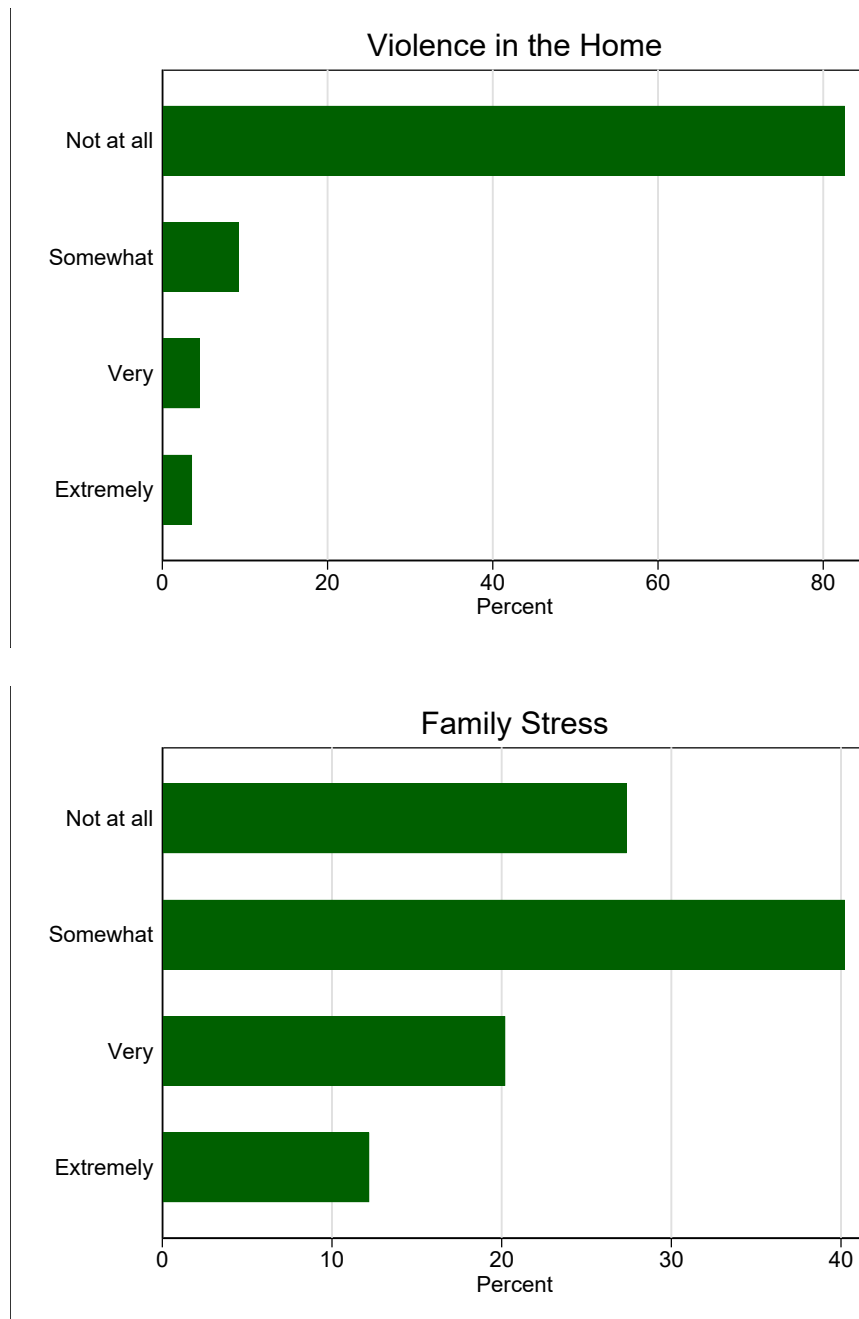
References

- Aizer, A.: 2010, The gender wage gap and domestic violence, *American Economic Review* **100**(4), 1847–1859.
- Alesina, A., Brioschi, B. and La Ferrara, E.: Forthcoming, Violence against women: A cross-cultural analysis for Africa, *Economica* .
- Ali, U., Herbst, C. M. and Makridis, C. A.: 2020, The impact of COVID-19 on the US child care market: Evidence from stay-at-home orders. IZA Discussion Paper 13261.
- Alon, T., Doepke, M., Olmstead-Rumsey, J. and Tertilt, M.: 2020, The impact of COVID-19 on gender equality. NBER Working Paper 26947.
- Anastario, M., Shehab, N. and Lawry, L.: 2009, Increased gender-based violence among women internally displaced in mississippi 2 years post-hurricane katrina, *Disaster Medicine and Public Health Preparedness* **3**(1), 18–26.
- Anderberg, D., Rainer, H., Wadsworth, J. and Wilson, T.: 2016, Unemployment and domestic violence: Theory and evidence, *Economic Journal* **126**(597), 1947–1979.
- Armbruster, S. and Klotzbucher, V.: 2020, Lost in lockdown? Covid-19, social distancing, and mental health in Germany. CEPR COVID Economics.
- Beland, L.-P. and Brent, D. A.: 2018, Traffic and crime, *Journal of Public Economics* **160**, 96–116.
- Beland, L.-P., Brodeur, A., Mikola, D. and Wright, T.: 2020, The Short-Term Economic Consequences of COVID-19: Occupation Tasks and Mental Health in Canada, *IZA Discussion Paper* .
- Beland, L.-P., Brodeur, A. and Wright, T.: 2020, COVID-19, Stay-at-Home Orders and Employment: Evidence from CPS Data, *IZA Discussion Paper* .
- Boserup, B., McKenney, M. and Elkbuli, A.: 2020, Alarming trends in us domestic violence during the covid-19 pandemic, *American Journal of Emergency Medicine* .
- Bowlus, A. J. and Seitz, S.: 2006, Domestic violence, employment, and divorce, *International Economic Review* **47**(4), 1113–1149.
- Brodeur, A., Clark, A. E., Flèche, S. and Powdthavee, N.: 2020, COVID-19, Lockdowns and Well-Being: Evidence from Google Trends. IZA Discussion Paper 13204.
- Browne, A.: 1987, *When battered women kill*, New York: The Free Press.
- Card, D. and Dahl, G. B.: 2011, Family violence and football: The effect of unexpected emotional cues on violent behavior, *Quarterly Journal of Economics* **126**(1), 103–143.
- Carlen, P.: 1983, *Women’s imprisonment*, Boston: Routeledge and K. Paul.
- Cazenave, N. and Straus, M.: 1979, Race, class, network embeddedness and family violence, *Journal of Comparative Family Studies* **10**(3), 281–300.

- Dugan, L., Nagin, D. S. and Rosenfeld, R.: 1999, Explaining the decline in intimate partner homicide: The effects of changing domesticity, women's status, and domestic violence resources, *Homicide Studies* **3**(3), 187–214.
- Eaton, M.: 1986, *Justice for women*, Milton Keynes, PA: Open University Press.
- Enarson, E.: 1999, Violence against women in disasters: A study of domestic violence programs in the United States and Canada, *Violence Against Women* **5**(7), 742–768.
- Farmer, A. and Tiefenthaler, J.: 1997, An economic analysis of domestic violence, *Review of Social Economy* **55**(3), 337–358.
- Gelles, R.: 1993, Through a sociological lens: Social structure and family violence , in R. J. Gelles and D. R. Loseke (eds), *Current Controversies on Family Violence*, Newbury Park, CA: Sage, pp. 31–46.
- Gelles, R. J.: 1983, An exchange/Social control theory, *The Dark Side of Families: Current Family Violence Research* pp. 151–165.
- Gelles, R. J. and Straus, M.: 1979, *Determinants of violence in the family: Toward a theoretical integration* , Contemporary Theories about the Family, New York, NY: Free Press.
- Gupta, S., Montenegro, L., Nguyen, T. D., Rojas, F. L. et al.: 2020, Effects of social distancing policy on labor market outcomes. NBER Working Paper 27280.
- Hamermesh, D. S.: 2020, Lockdowns, loneliness and life satisfaction. IZA Discussion Paper 13140.
- Heise, L. and Kotsadam, A.: 2015, Cross-national and multilevel correlates of partner violence: An analysis of data from population-based surveys, *The Lancet Global Health* **3**(6), 332–340.
- Iyengar, R.: 2009, Does the certainty of arrest reduce domestic violence? Evidence from mandatory and recommended arrest laws, *Journal of Public Economics* **93**(1), 85–98.
- Lersch, K., Sellers, C. and Cromwell, P.: 2014, Residential foreclosure rates and calls for service for domestic disputes: An explanatory analysis, *American Journal of Criminal Justice* **40**(3), 579–592.
- Leslie, E. and Wilson, R.: 2020, Sheltering in place and domestic violence: Evidence from calls for service during COVID-19. Available at SSRN.
- Lewandowski, P.: 2020, Occupational exposure to contagion and the spread of covid-19 in Europe. IZA Discussion Paper 13227.
- Nye, I.: 1958, *Family relationships and delinquent behavior*, New York: John Wiley and Sons.
- Parkinson, D. and Zara, C.: 2013, The hidden disaster: Domestic violence in the aftermath of natural disaster, *Australian Journal of Emergency Management* **28**(2), 28.
- Pattavina, A., Socia, K. M. and Zuber, M. J.: 2015, Economic stress and domestic violence: Examining the impact of mortgage foreclosures on incidents reported to the police, *Justice Research and Policy* **16**(2), 147–164.

- Payne, J., Morgan, A. and Piquero, A. R.: 2020, Covid-19 and social distancing measures in queensland australia are associated with short-term decreases in recorded violent crime. SocArXiv.
- Sachedina, O. and Cousins, B.: 2020, Will the COVID-19 pandemic lead to a permanent revolution in working from home?, *CTV News* .
- Schwandt, H.: 2020, Pregnancy during the pandemic. IZA Policy Paper 161.
- Sevilla, A. and Smith, S.: 2020, Baby steps: The gender division of childcare during the COVID-19 pandemic. IZA Discussion Paper13302.
- Stets, J. E. and Straus, M. A.: 1990, The marriage license as hitting license: A comparison of assaults in dating, cohabiting, and married couples , in M. A. Straus and R. J. Gelles (eds), *Physical Violence in American Families: Risk Factors and Adaptations to Violence in 8,145 Families*, New Brunswick, NJ: Transaction, pp. 227–244.
- Tubadji, A., Boy, F. and Webber, D. J.: 2020, Narrative economics, public policy and mental health. CEPR COVID Economics.
- Usher, K., Bhullar, N., Durkin, J., Gyamfi, N. and Jackson, D.: 2020, Family violence and COVID-19: Increased vulnerability and reduced options for support, *International Journal of Mental Health Nursing* .
- Walker, L.: 1989, *Terrifying love*, New York: Harper and Row Publishers.
- Wells, L. and Rankin, J.: 1988, Direct parental controls and delinquency, *Criminology* **26**(2), 263–285.

Figure 1: Concerns about violence in the home and family stress due to confinement.



Notes: Authors' calculations. Data from the Canadian Perspectives Survey Series 1 with final weights applied to all subgraphs.

Table 1: Summary Statistics for Dependent and Independent Variables

<i>Dependent Variables</i>					
	Mean	Std. Dev.	Max	Min	Count
Family stress from confinement	2.12	0.96	4.00	1.00	2433
Violence in the home	1.29	0.74	4.00	1.00	2429
<i>Independent Variables</i>					
		All Females (%)		Employed Females (%)	
Employment status					
Employed		37.5		70.4	
Employed, absent, not COVID		4.1		7.7	
Employed, absent due to COVID		10.7		20.1	
Not Employed		45.9		0.0	
Not Stated		1.7		1.7	
Telework Status					
Work location changed to home		13.2		24.8	
Work location remains at home		6.8		12.8	
Work remains outside home		16.2		30.4	
Absent from work		14.9		27.9	
Not Stated		48.9		4.1	
Concerned with maintaining social ties					
Not at all		22.0		22.3	
Somewhat		42.5		42.5	
Very		23.9		22.9	
Extremely		11.2		12.1	
Not stated		0.4		0.2	
Communicating with friends and family					
Yes, for my mental health		53.2		59.0	
Yes, for my physical health		0.5		0.4	
Yes, for my mental and physical health		40.5		35.3	
No		5.5		5.1	
Not stated		0.3		0.1	
COVID-19 impacts ability meet financial obligations					
Major impact		12.6		16.2	
Moderate impact		15.4		16.3	
Minor impact		16.2		15.5	
No impact		31.9		28.5	
Too soon to tell		23.7		23.4	
Not stated		0.2		0.0	
Received relief for financial obligations					
Yes		6.6		8.3	
No		55.8		61.4	
Not required		37.0		30.2	
Not stated		0.6		0.1	
Observations		2433		1448	

Notes: Authors' calculations. All observations are female and are weighted. Both columns correspond to the sample associated with the family stress outcomes. "All Females" is our whole sample of females used in our regressions while "Employed Females" is only the subset of those females employed.

Table 2: Concerns about Family Stress: Employment, Work Arrangements and Financial Worries

	(1)	(2)	(3)	(4)	(5)	(6)
Employment status						
Employed, Absent, not COVID	0.289 (0.1955)					
Employed, absent due to COVID	0.0995 (0.1123)					
Not Employed	0.0906 (0.0846)					
Work from home						
Work location changed to home		0.00608 (0.1131)			0.0379 (0.1093)	-0.00908 (0.1145)
Work location remains at home		-0.0411 (0.1426)			-0.102 (0.1422)	-0.117 (0.1424)
Absent from work		0.141 (0.1213)			0.131 (0.1203)	-0.000877 (0.1273)
Might lose job						
Strongly agree			0.264 (0.1358)		0.230 (0.1354)	
Agree			0.215 (0.1441)		0.209 (0.1446)	
Neither agree nor disagree			0.300 (0.1411)		0.308 (0.1406)	
Disagree			0.146 (0.1221)		0.165 (0.1227)	
Ability to meet financial obligations						
Major impact				0.555 (0.1206)		0.564 (0.1253)
Moderate impact				0.452 (0.1088)		0.453 (0.1110)
Minor impact				0.234 (0.1099)		0.239 (0.1112)
Too soon to tell				0.300 (0.0954)		0.303 (0.0967)
Observations	2433	2433	1448	2433	1448	2433
Individual Controls	✓	✓	✓	✓	✓	✓

Notes: Authors' calculations. Data from the CPSS. All regressions are estimated using an ordered probit with robust standard errors and weights applied. All observations are female. The dependent variable asks individuals their concern about the impact of COVID-19 on family stress due to confinement. The dependent variable takes on the values 1 (Not at all), 2 (Somewhat), 3 (Very), 4 (Extremely). All columns include dummies for age, marital status, whether the dwelling has a child under the age of 18 residing in it, and highest education level attained by the respondent. Each independent variable of interest also contains a "Not stated" category which was controlled for (not shown). Column 1 appends the controls with a categorical variable describing the employment status of the respondent. The base category is "Employed". Column 2 appends the controls with a categorical variable describing if the location of where the respondent worked has changed. The base category is "Work location remains outside the home". Column 3 appends the controls with a categorical variable describing if respondents feel they will lose their main job or main self-employment income in the next 4 weeks. The base category is "Strongly disagree". Observations are fewer because we omit those who are not valid. Column 4 appends the controls with a categorical variable describing if COVID-19 impacted the respondent's ability to meet financial obligations or essential needs. The base category is "No impact".

Table 3: Concerns about Violence in the Home: Employment, Work Arrangements and Financial Worries

	(1)	(2)	(3)	(4)	(5)	(6)
Employment status						
Employed, Absent, not COVID	-0.148 (0.1936)					
Employed, absent due to COVID	0.0706 (0.1704)					
Not Employed	-0.0410 (0.1123)					
Work from home						
Work location changed to home		-0.0570 (0.1481)			-0.0434 (0.1468)	-0.0518 (0.1515)
Work location remains at home		-0.0349 (0.1976)			-0.0365 (0.1907)	-0.0818 (0.2012)
Absent from work		0.0105 (0.1642)			0.0359 (0.1699)	-0.0813 (0.1605)
Might lose job						
Strongly agree			-0.122 (0.1545)		-0.208 (0.1598)	
Agree			0.0676 (0.1679)		0.0569 (0.1677)	
Neither agree nor disagree			-0.0155 (0.2187)		-0.00166 (0.2180)	
Disagree			-0.240 (0.1599)		-0.218 (0.1577)	
Ability to meet financial obligations						
Major impact				0.331 (0.1614)		0.348 (0.1628)
Moderate impact				0.189 (0.1458)		0.198 (0.1472)
Minor impact				0.0486 (0.1455)		0.0550 (0.1432)
Too soon to tell				0.0451 (0.1252)		0.0514 (0.1262)
Observations	2429	2429	1446	2429	1446	2429
Individual Controls	✓	✓	✓	✓	✓	✓

Notes: Authors' calculations. Data from the CPSS. All regressions are estimated using an ordered probit with robust standard errors and weights applied. All observations are female. The dependent variable asks individuals their concern about the impact of COVID-19 on violence in the home. The dependent variable takes on the values 1 (Not at all), 2 (Somewhat), 3 (Very), 4 (Extremely). All columns include dummies for age, marital status, whether the dwelling has a child under the age of 18 residing in it, and highest education level attained by the respondent. Each independent variable of interest also contains a "Not stated" category which was controlled for (not shown). Column 1 appends the controls with a categorical variable describing the employment status of the respondent. The base category is "Employed". Column 2 appends the controls with a categorical variable describing if the location of where the respondent worked has changed. The base category is "Work location remains outside the home". Column 3 appends the controls with a categorical variable describing if respondents feel they will lose their main job or main self-employment income in the next 4 weeks. The base category is "Strongly disagree". Observations are fewer because we omit those who are not valid. Column 4 appends the controls with a categorical variable describing if COVID-19 impacted the respondent's ability to meet financial obligations or essential needs. The base category is "No impact".

Table 4: Concerns about Family Stress: Social Isolation

	(1)	(2)	(3)	(4)	(5)	(6)
Employment status						
Employed, Absent, not COVID	0.289 (0.1955)					
Employed, absent due to COVID	0.0995 (0.1123)					
Not Employed	0.0906 (0.0846)					
Work from home						
Work location changed to home		0.00608 (0.1131)			0.00164 (0.1190)	0.00300 (0.1138)
Work location remains at home		-0.0411 (0.1426)			-0.0622 (0.1483)	-0.0412 (0.1434)
Absent from work		0.141 (0.1213)			0.0284 (0.1289)	0.139 (0.1213)
Concerned with maintaining social ties						
Somewhat			0.437 (0.0937)		0.438 (0.0932)	
Very			0.822 (0.1111)		0.822 (0.1108)	
Extremely			1.396 (0.1801)		1.393 (0.1794)	
Communicating with friends and family						
Yes, for my physical health				-0.155 (0.6311)		-0.181 (0.6372)
Yes, for my mental and physical health				0.0397 (0.0748)		0.0381 (0.0755)
No				-0.115 (0.1550)		-0.120 (0.1545)
Observations	2433	2433	2433	2433	2433	2433
Individual Controls	✓	✓	✓	✓	✓	✓

Notes: Authors' calculations. Data from the CPSS. All regressions are estimated using an ordered probit with robust standard errors and weights applied. All observations are female. The dependent variable asks individuals their concern about the impact of COVID-19 on family stress due to confinement. The dependent variable takes on the values 1 (Not at all), 2 (Somewhat), 3 (Very), 4 (Extremely). All columns include dummies for age, marital status, whether the dwelling has a child under the age of 18 residing in it, and highest education level attained by the respondent. Each independent variable of interest also contains a "Not stated" category which was controlled for (not shown). Column 1 appends the controls with a categorical variable describing the employment status of the respondent. The base category is "Employed". Column 2 appends the controls with a categorical variable describing if the location of where the respondent worked has changed. The base category is "Work location remains outside the home". Column 3 appends the controls with a categorical variable describing how concerned the respondents are for maintaining social ties following the impacts of COVID-19. The base category is "Not at all". Column 4 appends the controls with a categorical variable describing if respondents are communicating with friends and family for their health. The base category is "Yes, for my mental health"

Table 5: Concerns about Violence in the Home: Social isolation

	(1)	(2)	(3)	(4)	(5)	(6)
Employment status						
Employed, Absent, not COVID	-0.148 (0.1936)					
Employed, absent due to COVID	0.0706 (0.1704)					
Not Employed	-0.0410 (0.1123)					
Work from home						
Work location changed to home		-0.0570 (0.1481)			-0.0830 (0.1457)	-0.0473 (0.1495)
Work location remains at home		-0.0349 (0.1976)			-0.0390 (0.2041)	-0.0322 (0.1983)
Absent from work		0.0105 (0.1642)			-0.0634 (0.1743)	0.0168 (0.1637)
Concerned with maintaining social ties						
Somewhat			0.381 (0.1292)		0.381 (0.1287)	
Very			0.518 (0.1358)		0.520 (0.1360)	
Extremely			0.883 (0.1884)		0.889 (0.1899)	
Communicating with friends and family						
Yes, for my physical health				0.252 (0.4579)		0.247 (0.4644)
Yes, for my mental and physical health				-0.00400 (0.1020)		-0.00560 (0.1025)
No				0.203 (0.1827)		0.204 (0.1830)
Observations	2429	2429	2429	2429	2429	2429
Individual Controls	✓	✓	✓	✓	✓	✓

Notes: Authors' calculations. Data from the CPSS. All regressions are estimated using an ordered probit with robust standard errors and weights applied. All observations are female. The dependent variable asks individuals their concern about the impact of COVID-19 on violence in the home. The dependent variable takes on the values 1 (Not at all), 2 (Somewhat), 3 (Very), 4 (Extremely). All columns include dummies for age, marital status, whether the dwelling has a child under the age of 18 residing in it, and highest education level attained by the respondent. Each independent variable of interest also contains a "Not stated" category which was controlled for (not shown). Column 1 appends the controls with a categorical variable describing the employment status of the respondent. The base category is "Employed". Column 2 appends the controls with a categorical variable describing if the location of where the respondent worked has changed. The base category is "Work location remains outside the home". Column 3 appends the controls with a categorical variable describing how concerned the respondents are for maintaining social ties following the impacts of COVID-19. The base category is "Not at all". Column 4 appends the controls with a categorical variable describing if respondents are communicating with friends and family for their health. The base category is "Yes, for my mental health"

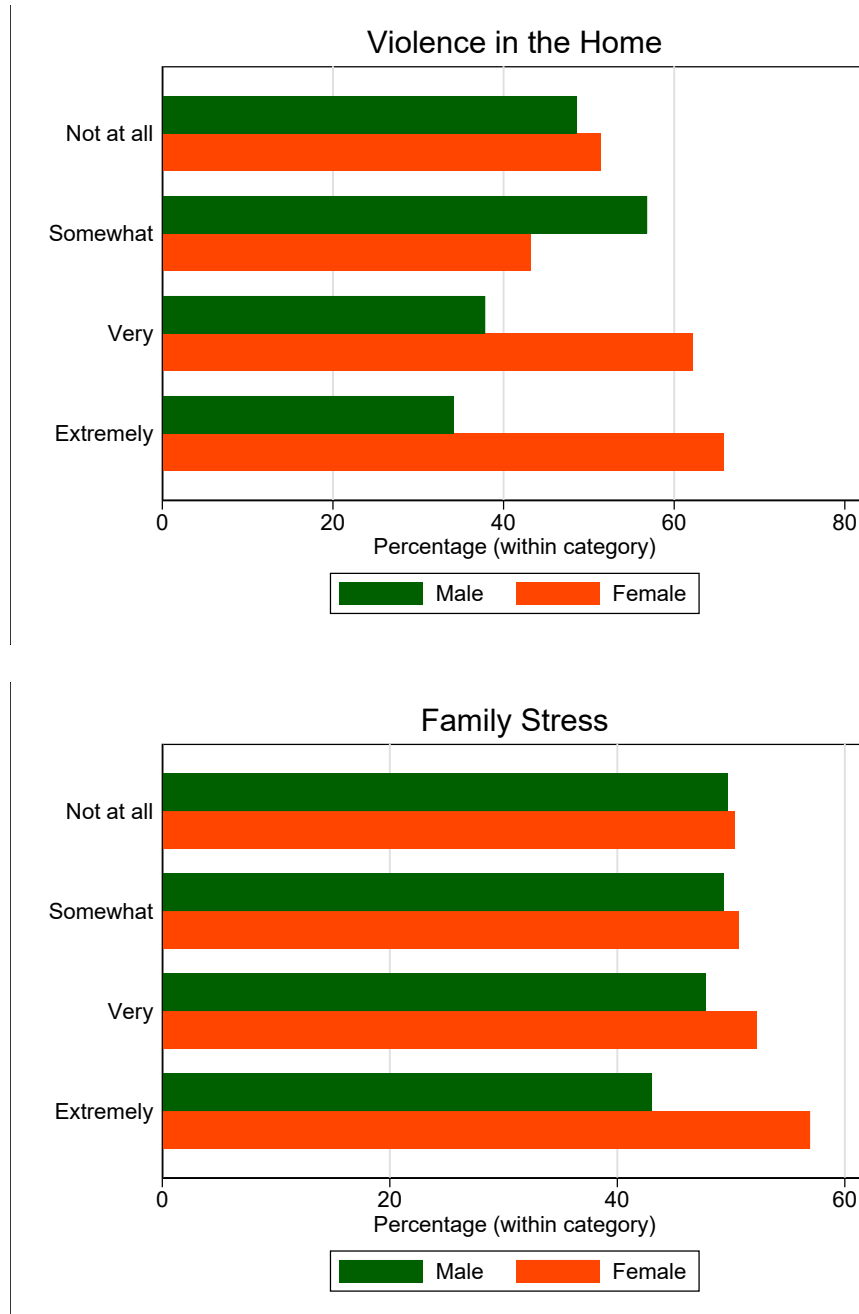
Table 6: Concerns about Family Stress and Violence in the Home: Receiving Financial Relief

	(1)	(2)	(3)	(4)	(5)	(6)
Receiving financial relief						
Yes	0.332 (0.1715)	0.320 (0.1709)	0.254 (0.1747)	0.205 (0.1844)	0.202 (0.1859)	0.147 (0.1857)
Not required	-0.0384 (0.0723)	-0.0372 (0.0742)	0.110 (0.0770)	0.0834 (0.0944)	0.0878 (0.0948)	0.186 (0.1007)
Work from home						
Work location changed to home		0.0180 (0.1126)	-0.00903 (0.1136)		-0.0582 (0.1470)	-0.0605 (0.1494)
Work location remains at home		-0.0332 (0.1444)	-0.108 (0.1425)		-0.0265 (0.1966)	-0.0863 (0.1976)
Absent from work		0.122 (0.1233)	-0.00378 (0.1267)		0.0150 (0.1655)	-0.0783 (0.1611)
Ability to meet financial obligations						
Major impact			0.587 (0.1338)			0.428 (0.1744)
Moderate impact			0.478 (0.1177)			0.260 (0.1536)
Minor impact			0.264 (0.1101)			0.0970 (0.1442)
Too soon to tell			0.326 (0.0955)			0.0891 (0.1312)
Observations	2433	2433	2433	2429	2429	2429
Individual Controls	✓	✓	✓	✓	✓	✓

Notes: Authors' calculations. Data from the CPSS. All regressions are estimated using an ordered probit with robust standard errors and weights applied. All observations are female. The dependent variable in columns 1 to 3 asks individuals their concern about the impact of COVID-19 on family stress due to confinement. The dependent variable takes on the values 1 (Not at all), 2 (Somewhat), 3 (Very), 4 (Extremely). The dependent variable in columns 4 to 6 asks individuals their concern about the impact of COVID-19 on violence in the home. The dependent variable takes on the values 1 (Not at all), 2 (Somewhat), 3 (Very), 4 (Extremely). Those who were assigned to the "Not stated" category in the dependent variable were omitted. All columns include dummies for age, marital status, whether the dwelling has a child under the age of 18 residing in it, and highest education level attained by the respondent. Each independent variable of interest also contains a "Not stated" category which was controlled for (not shown). Column 1 appends the controls with a categorical variable describing if respondents received financial relief for financial obligations. The base category is "No". Column 2 appends the controls with a categorical variable describing if respondents received financial relief for financial obligations. The base category is "No" and with a categorical variable describing if the location of where the respondent worked has changed. The base category is "Work location remains outside the home". Column 3 appends the controls with a categorical variable describing if respondents received financial relief for financial obligations. The base category is "No"; a categorical variable describing if the location of where the respondent worked has changed. The base category is "Work location remains outside the home" and categorical variable describing if COVID-19 impacted the respondent's ability to meet financial obligations or essential needs. The base category is "No impact". Columns 4 to 6 repeat the same specifications of columns 1 to 3 but the dependent variable is now women's concern about the impact of COVID-19 on violence in the home.

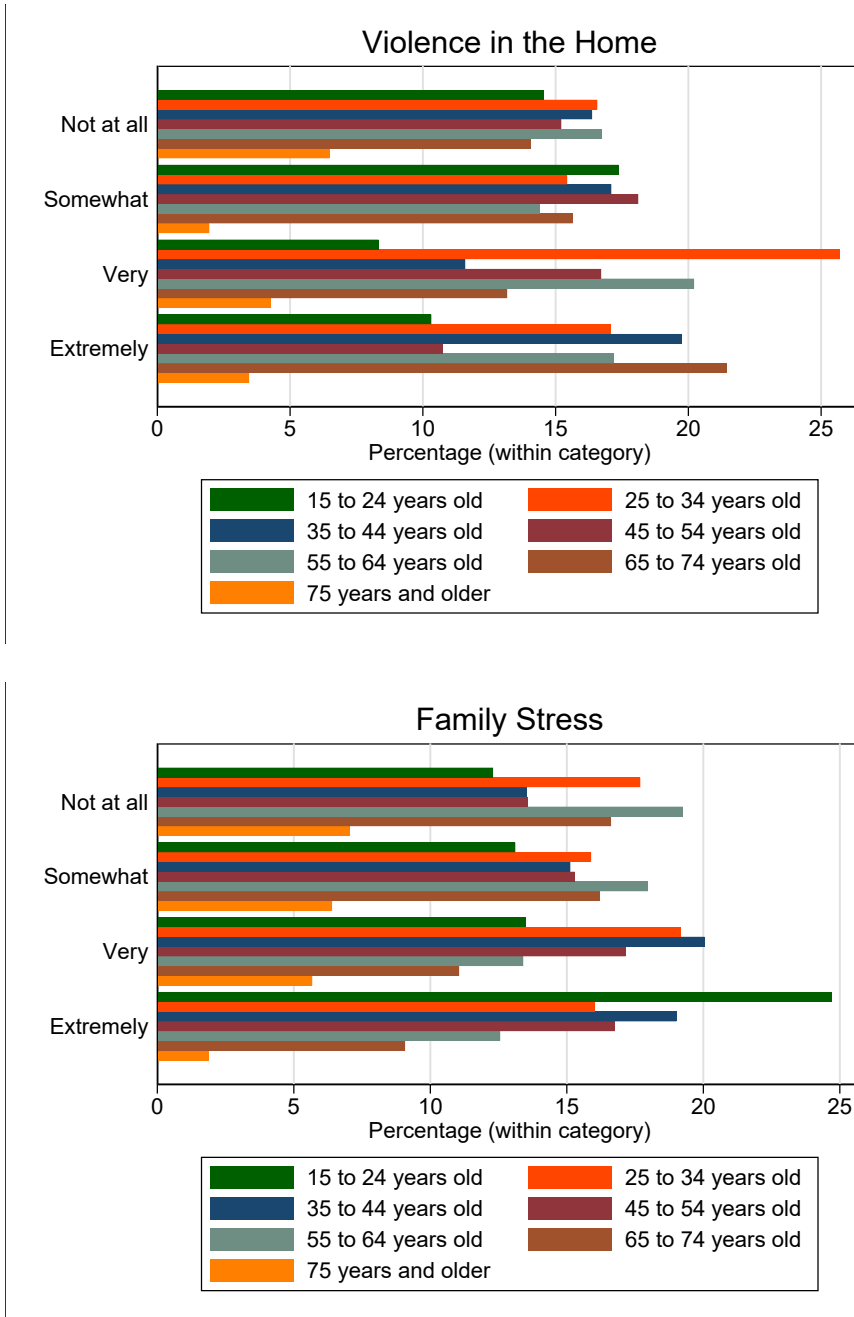
7 Appendix

Figure A1: Concerns about violence in the home and family stress due to confinement by sex.



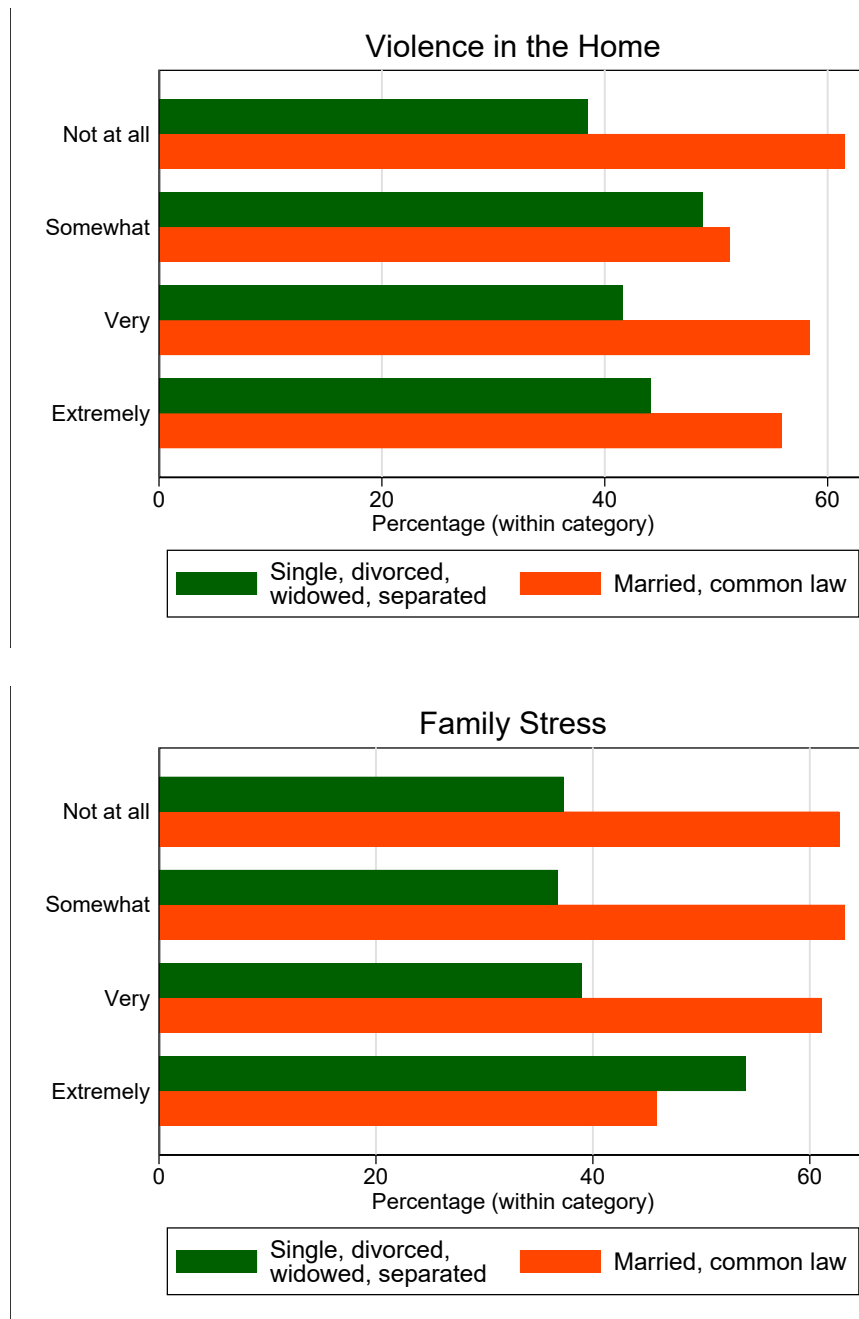
Notes: Authors' calculations. Data from the Canadian Perspectives Survey Series 1 with final weights applied to all subgraphs.

Figure A2: Concerns about violence in the home and family stress due to confinement by age.



Notes: Authors' calculations. Data from the Canadian Perspectives Survey Series 1 with final weights applied to all subgraphs.

Figure A3: Concerns about violence in the home and family stress due to confinement, if female, by marital status.



Notes: Authors' calculations. Data from the Canadian Perspectives Survey Series 1 with final weights applied to all subgraphs.

Table A1: Concerns about Maintaining Social Ties: Employment, Work Arrangements and Communication with Friends and Family

	(1)	(2)	(3)	(4)
Work from home				
Work location changed to home	0.0144 (0.1218)		0.0344 (0.1232)	
Work location remains at home	0.0650 (0.1300)		0.0786 (0.1333)	
Absent from work	0.306 (0.1170)		0.317 (0.1181)	
Employment status				
Employed, Absent, not COVID		0.456 (0.1618)		0.430 (0.1587)
Employed, absent due to COVID		0.231 (0.1182)		0.239 (0.1180)
Not Employed		0.0697 (0.0865)		0.0628 (0.0876)
Communicating with friends and family				
Yes, for my physical health			0.132 (0.4164)	0.100 (0.4213)
Yes, for my mental and physical health			0.269 (0.0814)	0.265 (0.0810)
No			-0.106 (0.1329)	-0.100 (0.1318)
Observations	2430	2430	2430	2430
Individual Controls	✓	✓	✓	✓

Notes: Authors' calculations. Data from the CPSS. All columns are estimated using an ordered probit with robust standard errors and weights applied. All observations are female. The dependent variable in columns 1 to 3 asks individuals their concern about the impact of COVID-19 on concerns for maintaining social ties. The dependent variable takes on the values 1 (Not at all), 2 (Somewhat), 3 (Very), 4 (Extremely). We omit observations who did not state responses. All columns include dummies for age, marital status, whether the dwelling has a child under the age of 18 residing in it, and highest education level attained by the respondent. Each independent variable of interest also contains a "Not stated" category which was controlled for (not shown). Column 1 appends the controls with a categorical variable describing if the location of where the respondent worked has changed. The base category is "Work location remains outside the home". Column 2 appends the controls with a categorical variable describing the employment status of the respondent. The base category is "Employed". Column 3 appends the specification of column (1) with a categorical variable describing if respondents are communicating with friends and family for their health. The base category is "Yes, for my mental health" Column 4 appends the specification of column (2) with a categorical variable describing if respondents are communicating with friends and family for their health. The base category is "Yes, for my mental health"

Table A2: Standardized Dependent Variable: Concerns about Family Stress: Employment, Work Arrangements and Financial Worries

	(1)	(2)	(3)	(4)	(5)	(6)
Employment status						
Employed, Absent, not COVID	0.280 (0.1840)					
Employed, absent due to COVID	0.0915 (0.1043)					
Not Employed	0.0815 (0.0785)					
Work from home						
Work location changed to home		0.000745 (0.1040)			0.0329 (0.1017)	-0.0123 (0.1038)
Work location remains at home		-0.0430 (0.1298)			-0.0955 (0.1319)	-0.113 (0.1282)
Absent from work		0.133 (0.1128)			0.132 (0.1131)	-0.00206 (0.1178)
Might lose job						
Strongly agree			0.224 (0.1250)		0.184 (0.1249)	
Agree			0.170 (0.1334)		0.163 (0.1337)	
Neither agree nor disagree			0.261 (0.1326)		0.266 (0.1308)	
Disagree			0.117 (0.1113)		0.137 (0.1116)	
Ability to meet financial obligations						
Major impact				0.517 (0.1077)		0.524 (0.1119)
Moderate impact				0.403 (0.1004)		0.403 (0.1026)
Minor impact				0.194 (0.0992)		0.199 (0.1004)
Too soon to tell				0.254 (0.0864)		0.257 (0.0876)
Observations	2433	2433	1448	2433	1448	2433
Individual Controls	✓	✓	✓	✓	✓	✓

Notes: Authors' calculations. Data from the CPSS. All regressions are estimated using an ordinary least squares estimation with robust standard errors and weights applied. All observations are female. The dependent variable asks individuals their concern about the impact of COVID-19 on family stress due to confinement. The dependent variable takes on the values 1 (Not at all), 2 (Somewhat), 3 (Very), 4 (Extremely). The dependent variable is standardized to have a mean zero and a standard deviation of one. All columns include dummies for age, marital status, whether the dwelling has a child under the age of 18 residing in it, and highest education level attained by the respondent. Each independent variable of interest also contains a "Not stated" category which was controlled for (not shown). Column 1 appends the controls with a categorical variable describing the employment status of the respondent. The base category is "Employed". Column 2 appends the controls with a categorical variable describing if the location of where the respondent worked has changed. The base category is "Work location remains outside the home". Column 3 appends the controls with a categorical variable describing if respondents feel they will lose their main job or main self-employment income in the next 4 weeks. The base category is "Strongly disagree". Observations are fewer because we omit those who are not valid. Column 4 appends the controls with a categorical variable describing if COVID-19 impacted the respondent's ability to meet financial obligations or essential needs. The base category is "No impact".

Table A3: Standardized Dependent Variable: Concerns about Violence in the Home: Employment, Work Arrangements and Financial Worries

	(1)	(2)	(3)	(4)	(5)	(6)
Employment status						
Employed, Absent, not COVID	-0.0835 (0.1306)					
Employed, absent due to COVID	0.0980 (0.1460)					
Not Employed	-0.0316 (0.0837)					
Work from home						
Work location changed to home		-0.0775 (0.1026)			-0.0571 (0.1027)	-0.0722 (0.1053)
Work location remains at home		-0.0273 (0.1515)			-0.0262 (0.1472)	-0.0626 (0.1530)
Absent from work		0.0240 (0.1332)			0.0383 (0.1406)	-0.0466 (0.1272)
Might lose job						
Strongly agree			-0.0980 (0.1231)		-0.152 (0.1268)	
Agree			-0.0223 (0.1360)		-0.0261 (0.1356)	
Neither agree nor disagree			0.0196 (0.1874)		0.0261 (0.1866)	
Disagree			-0.200 (0.1115)		-0.182 (0.1089)	
Ability to meet financial obligations						
Major impact				0.289 (0.1503)		0.292 (0.1503)
Moderate impact				0.114 (0.1080)		0.120 (0.1096)
Minor impact				0.0439 (0.1044)		0.0477 (0.1032)
Too soon to tell				0.0193 (0.0882)		0.0213 (0.0889)
Observations	2429	2429	1446	2429	1446	2429
Individual Controls	✓	✓	✓	✓	✓	✓

Notes: Authors' calculations. Data from the CPSS. All regressions are estimated using an ordinary least squares estimation with robust standard errors and weights applied. All observations are female. The dependent variable asks individuals their concern about the impact of COVID-19 on violence in the home. The dependent variable takes on the values 1 (Not at all), 2 (Somewhat), 3 (Very), 4 (Extremely). The dependent variable is standardized to have a mean zero and a standard deviation of one. All columns include dummies for age, marital status, whether the dwelling has a child under the age of 18 residing in it, and highest education level attained by the respondent. Each independent variable of interest also contains a "Not stated" category which was controlled for (not shown). Column 1 appends the controls with a categorical variable describing the employment status of the respondent. The base category is "Employed". Column 2 appends the controls with a categorical variable describing if the location of where the respondent worked has changed. The base category is "Work location remains outside the home". Column 3 appends the controls with a categorical variable describing if respondents feel they will lose their main job or main self-employment income in the next 4 weeks. The base category is "Strongly disagree". Observations are fewer because we omit those who are not valid. Column 4 appends the controls with a categorical variable describing if COVID-19 impacted the respondent's ability to meet financial obligations or essential needs. The base category is "No impact".

Table A4: Standardized Dependent Variable: Concerns about Family Stress: Social Isolation

	(1)	(2)	(3)	(4)	(5)	(6)
Employment status						
Employed, Absent, not COVID	0.280 (0.1840)					
Employed, absent due to COVID	0.0915 (0.1043)					
Not Employed	0.0815 (0.0785)					
Work from home						
Work location changed to home		0.000745 (0.1040)			-0.00459 (0.1012)	-0.00108 (0.1048)
Work location remains at home		-0.0430 (0.1298)			-0.0545 (0.1265)	-0.0431 (0.1305)
Absent from work		0.133 (0.1128)			0.0282 (0.1107)	0.131 (0.1129)
Concerned with maintaining Social Ties						
Somewhat			0.337 (0.0736)		0.338 (0.0732)	
Very			0.691 (0.0891)		0.691 (0.0889)	
Extremely			1.206 (0.1414)		1.203 (0.1409)	
Communicating with friends and family						
Yes, for my physical health				-0.0494 (0.5374)		-0.0750 (0.5436)
Yes, for my mental and physical health				0.0361 (0.0693)		0.0348 (0.0699)
No				-0.0890 (0.1381)		-0.0922 (0.1378)
Observations	2433	2433	2433	2433	2433	2433
Individual Controls	✓	✓	✓	✓	✓	✓

Notes: Authors' calculations. Data from the CPSS. All regressions are estimated using an ordinary least squares estimation with robust standard errors and weights applied. All observations are female. The dependent variable asks individuals their concern about the impact of COVID-19 on family stress due to confinement. The dependent variable takes on the values 1 (Not at all), 2 (Somewhat), 3 (Very), 4 (Extremely). The dependent variable is standardized to have a mean zero and a standard deviation of one. All columns include dummies for age, marital status, whether the dwelling has a child under the age of 18 residing in it, and highest education level attained by the respondent. Each independent variable of interest also contains a "Not stated" category which was controlled for (not shown). Column 1 appends the controls with a categorical variable describing the employment status of the respondent. The base category is "Employed". Column 2 appends the controls with a categorical variable describing if the location of where the respondent worked has changed. The base category is "Work location remains outside the home". Column 3 appends the controls with a categorical variable describing how concerned the respondents are for maintaining social ties following the impacts of COVID-19. The base category is "Not at all". Column 4 appends the controls with a categorical variable describing if respondents are communicating with friends and family for their health. The base category is "Yes, for my mental health"

Table A5: Standardized Dependent Variable: Concerns about Violence in the Home: Social Isolation

	(1)	(2)	(3)	(4)	(5)	(6)
Employment status						
Employed, Absent, not COVID	-0.0835 (0.1306)					
Employed, absent due to COVID	0.0980 (0.1460)					
Not Employed	-0.0316 (0.0837)					
Work from home						
Work location changed to home		-0.0775 (0.1026)			-0.0790 (0.0993)	-0.0711 (0.1027)
Work location remains at home		-0.0273 (0.1515)			-0.0307 (0.1549)	-0.0259 (0.1521)
Absent from work		0.0240 (0.1332)			-0.0374 (0.1376)	0.0303 (0.1327)
Concerned with maintaining Social Ties						
Somewhat			0.216 (0.0664)		0.216 (0.0659)	
Very			0.336 (0.0836)		0.336 (0.0843)	
Extremely			0.759 (0.1742)		0.759 (0.1760)	
Communicating with friends and family						
Yes, for my physical health				-0.00174 (0.2818)		-0.0128 (0.2938)
Yes, for my mental and physical health				-0.00277 (0.0752)		-0.00377 (0.0756)
No				0.146 (0.1593)		0.149 (0.1589)
Observations	2429	2429	2429	2429	2429	2429
Individual Controls	✓	✓	✓	✓	✓	✓

Notes: Authors' calculations. Data from the CPSS. All regressions are estimated using an ordinary least squares estimation with robust standard errors and weights applied. All observations are female. The dependent variable asks individuals their concern about the impact of COVID-19 on violence in the home. The dependent variable takes on the values 1 (Not at all), 2 (Somewhat), 3 (Very), 4 (Extremely). The dependent variable is standardized to have a mean zero and a standard deviation of one. All columns include dummies for age, marital status, whether the dwelling has a child under the age of 18 residing in it, and highest education level attained by the respondent. Each independent variable of interest also contains a "Not stated" category which was controlled for (not shown). Column 1 appends the controls with a categorical variable describing the employment status of the respondent. The base category is "Employed". Column 2 appends the controls with a categorical variable describing if the location of where the respondent worked has changed. The base category is "Work location remains outside the home". Column 3 appends the controls with a categorical variable describing how concerned the respondents are for maintaining social ties following the impacts of COVID-19. The base category is "Not at all". Column 4 appends the controls with a categorical variable describing if respondents are communicating with friends and family for their health. The base category is "Yes, for my mental health"

Table A6: Standardized Dependent Variable: Receiving Financial Relief

	(1)	(2)	(3)	(4)	(5)	(6)
Receiving financial relief						
Yes	0.328 (0.1592)	0.316 (0.1584)	0.255 (0.1610)	0.203 (0.1671)	0.198 (0.1690)	0.156 (0.1668)
Not required	-0.0437 (0.0663)	-0.0426 (0.0681)	0.0902 (0.0698)	0.0503 (0.0696)	0.0577 (0.0703)	0.124 (0.0736)
Work from home						
Work location changed to home		0.0133 (0.1031)	-0.0105 (0.1028)		-0.0746 (0.1018)	-0.0764 (0.1041)
Work location remains at home		-0.0349 (0.1313)	-0.103 (0.1280)		-0.0176 (0.1511)	-0.0577 (0.1502)
Absent from work		0.113 (0.1142)	-0.00506 (0.1167)		0.0226 (0.1342)	-0.0486 (0.1277)
Ability to meet financial obligations						
Major impact			0.536 (0.1191)			0.337 (0.1556)
Moderate impact			0.420 (0.1087)			0.158 (0.1134)
Minor impact			0.220 (0.0991)			0.0788 (0.1055)
Too soon to tell			0.274 (0.0862)			0.0484 (0.0952)
Observations	2433	2433	2433	2429	2429	2429
Individual Controls	✓	✓	✓	✓	✓	✓

Notes: Authors' calculations. Data from the CPSS. All regressions are estimated using an ordinary least squares estimation with robust standard errors and weights applied. All observations are female. The dependent variable in columns 1 to 3 asks individuals their concern about the impact of COVID-19 on family stress due to confinement. The dependent variable takes on the values 1 (Not at all), 2 (Somewhat), 3 (Very), 4 (Extremely). The dependent variables are standardized to have a mean zero and a standard deviation of one. The dependent variable in columns 4 to 6 asks individuals their concern about the impact of COVID-19 on violence in the home. The dependent variable takes on the values 1 (Not at all), 2 (Somewhat), 3 (Very), 4 (Extremely). Those who were assigned to the "Not stated" category in the dependent variable were omitted. All columns include dummies for age, marital status, whether the dwelling has a child under the age of 18 residing in it, and highest education level attained by the respondent. Each independent variable of interest also contains a "Not stated" category which was controlled for (not shown). Column 1 appends the controls with a categorical variable describing if respondents received financial relief for financial obligations. The base category is "No". Column 2 appends the controls with a categorical variable describing if respondents received financial relief for financial obligations. The base category is "No" and with a categorical variable describing if the location of where the respondent worked has changed. The base category is "Work location remains outside the home". Column 3 appends the controls with a categorical variable describing if respondents received financial relief for financial obligations. The base category is "No"; a categorical variable describing if the location of where the respondent worked has changed. The base category is "Work location remains outside the home" and categorical variable describing if COVID-19 impacted the respondent's ability to meet financial obligations or essential needs. The base category is "No impact". Columns 4 to 6 repeat the same specifications of columns 1 to 3 but the dependent variable is now women's concern about the impact of COVID-19 on violence in the home.