

Chierchia, Gabriele; Tufano, Fabio; Coricelli, Giorgio

Working Paper

The differential impact of friendship on cooperative and competitive coordination

CeDEx Discussion Paper Series, No. 2020-07

Provided in Cooperation with:

The University of Nottingham, Centre for Decision Research and Experimental Economics (CeDEx)

Suggested Citation: Chierchia, Gabriele; Tufano, Fabio; Coricelli, Giorgio (2020) : The differential impact of friendship on cooperative and competitive coordination, CeDEx Discussion Paper Series, No. 2020-07, The University of Nottingham, Centre for Decision Research and Experimental Economics (CeDEx), Nottingham

This Version is available at:

<https://hdl.handle.net/10419/228371>

Standard-Nutzungsbedingungen:

Die Dokumente auf EconStor dürfen zu eigenen wissenschaftlichen Zwecken und zum Privatgebrauch gespeichert und kopiert werden.

Sie dürfen die Dokumente nicht für öffentliche oder kommerzielle Zwecke vervielfältigen, öffentlich ausstellen, öffentlich zugänglich machen, vertreiben oder anderweitig nutzen.

Sofern die Verfasser die Dokumente unter Open-Content-Lizenzen (insbesondere CC-Lizenzen) zur Verfügung gestellt haben sollten, gelten abweichend von diesen Nutzungsbedingungen die in der dort genannten Lizenz gewährten Nutzungsrechte.

Terms of use:

Documents in EconStor may be saved and copied for your personal and scholarly purposes.

You are not to copy documents for public or commercial purposes, to exhibit the documents publicly, to make them publicly available on the internet, or to distribute or otherwise use the documents in public.

If the documents have been made available under an Open Content Licence (especially Creative Commons Licences), you may exercise further usage rights as specified in the indicated licence.



University of
Nottingham
UK | CHINA | MALAYSIA

CENTRE FOR DECISION RESEARCH & EXPERIMENTAL ECONOMICS

Discussion Paper No. 2020-07

Gabriele Chierchia
Fabio Tufano
Giorgio Coricelli

May 2020

**The Differential Impact of
Friendship on Cooperative and
Competitive Coordination**

CeDEx Discussion Paper Series

ISSN 1749 - 3293



CENTRE FOR DECISION RESEARCH & EXPERIMENTAL ECONOMICS

The Centre for Decision Research and Experimental Economics was founded in 2000, and is based in the School of Economics at the University of Nottingham.

The focus for the Centre is research into individual and strategic decision-making using a combination of theoretical and experimental methods. On the theory side, members of the Centre investigate individual choice under uncertainty, cooperative and non-cooperative game theory, as well as theories of psychology, bounded rationality and evolutionary game theory. Members of the Centre have applied experimental methods in the fields of public economics, individual choice under risk and uncertainty, strategic interaction, and the performance of auctions, markets and other economic institutions. Much of the Centre's research involves collaborative projects with researchers from other departments in the UK and overseas.

Please visit <http://www.nottingham.ac.uk/cedex> for more information about the Centre or contact

Suzanne Robey
Centre for Decision Research and Experimental Economics
School of Economics
University of Nottingham
University Park
Nottingham
NG7 2RD
Tel: +44 (0)115 95 14763
suzanne.robey@nottingham.ac.uk

The full list of CeDEX Discussion Papers is available at

<http://www.nottingham.ac.uk/cedex/publications/discussion-papers/index.aspx>

The Differential Impact of Friendship on Cooperative and Competitive Coordination

GABRIELE CHIERCHIA, FABIO TUFANO AND GIORGIO CORICELLI[†]

Abstract: Friendship is commonly assumed to reduce strategic uncertainty and enhance tacit coordination. However, this assumption has never been tested across two opposite poles of coordination involving either strategic complementarity or substitutability. We had participants interact with friends or strangers in two classic coordination games: the stag hunt game, which exhibits strategic complementarity and may foster “cooperation”, and the entry game, which exhibits strategic substitutability and may foster “competition”. Both games capture a frequent trade-off between a potentially high paying but uncertain option and a low paying but safe alternative. We find that, relative to strangers, friends are more likely to choose options involving uncertainty in stag hunt games but the opposite is true in entry games. Furthermore, in stag hunt games, friends “tremble” less between options, coordinate better and earn more, but these advantages are largely decreased or lost in entry games. We further investigate how these effects are modulated by risk attitudes, friendship qualities and interpersonal similarities.

Keywords: coordination; entry game; friendship; strategic complementarity; strategic substitutability; stag hunt game; strategic uncertainty. **JEL classification codes:** C72, C92, D80

Acknowledgments: We thank Isabelle Brocas, Juan Carrillo, John Gathergood, Aldo Rustichini and Silvia Sonderegger for their helpful comments, as well as Roberta Bianco, Elsa Fouragnan, Anna Balatel and Luca Polonio for their support. The authors also declare no material financial interest in the research reported in this paper.

[†] Chierchia: Center for Mind/Brain Science, University of Trento, Italy, and University College London, Institute of Cognitive Neuroscience, 17 Queen Square, London WC1N 3AR, UK – email: g.chierchia@ucl.ac.uk. Tufano: University of Nottingham, School of Economics, Sir Clive Granger Building, University Park, Nottingham, NG7 2RD, UK – email: fabio.tufano@nottingham.ac.uk. Coricelli: Center for Mind/Brain Science, University of Trento, Italy, and Department of Economics, KAP 306D, University of Southern California, 3620 S. Vermont Avenue, Los Angeles, CA 90089-0253, USA – email: giorgio.coricelli@usc.edu.

1. Introduction

Coordination problems arise widely in social and economic contexts: from teams in the workplace (e.g., Lazear and Shaw 2007) to organizations (e.g., Milgrom and Roberts 1992); from collective actions (e.g., Chwe 2013) to macroeconomics (e.g., Cooper and John 1988).

From a game-theoretic perspective, coordination problems are characterised by multiplicity of Nash equilibria. As such, they pose a problem of equilibrium selection, which has been suggested to constitute “the most difficult problem in game theory” (Camerer, 2003, p. 336). Most of the experimental research to date on equilibrium selection in coordination games has focused on how structural features (e.g., payoffs) of coordination games affect equilibrium selection and, consequently, the potential of social closeness as a coordination device has remained largely unexplored (e.g., Camerer 2003; Devetag and Ortmann 2006).

Economics has traditionally assumed a parsimonious “social void” of homogeneous individuals (Charness, Haruvy, and Sonsino 2007),¹ whereas other social sciences tend to explain social behaviour by assuming that individuals are heterogeneous along various important dimensions such as their degree of relatedness (e.g., Hamilton 1964), their interpersonal similarities (e.g., McPherson, Smith-Lovin, and Cook 2001) or their group membership (e.g., Tajfel and Turner 1979). These factors portray the notion of a social space in which, since very early infancy (e.g., Meltzoff 2007), across cultures (e.g., Apicella et al. 2012), and even across species (e.g., Massen and Koski 2014), tuning behaviour to the “social closeness” of others seems to be the rule rather than the exception in social interactions. Here, we turn to such a social space and ask whether social closeness, and friendship as a paradigmatic instantiation of closeness, may play a role as a coordination device.

¹ Notable exceptions are Charness et al. (2007), Cobo-Reyes and Jiménez (2012), Chen and Chen (2011), and Gächter et al. (2019). Charness et al. (2007) prove how salient group membership increases coordination rates in a battle of the sexes game. Cobo-Reyes and Jiménez show the efficiency-reducing effect of social closeness in two novel asymmetric coordination games. Chen and Chen (2011) evidence how lab-induced group identity improves coordination in a two-player weak-link game with a continuous action space. Gächter et al. (2019) demonstrate the efficiency-enhancing effect of pre-existing social closeness in a four-player weak-link coordination game with five possible actions.

So far, a number of experimental studies have shown that many different forms of social closeness impact significantly on economic decisions, generally by increasing prosocial behavior.² Friendship makes no exception: several economic experiments demonstrate how friendship strongly predicts trustworthiness (Glaeser et al. 2000); has positive effects on microcredit repayments (Abbink, Irlenbusch, and Renner 2006); boosts reciprocal behaviour (Reuben and van Winden 2008); enhances dictator giving (Leider et al. 2009; Goeree et al. 2010); increases favoritism in variants of trust games (Brandts and Solà 2010). However, no study has asked whether the positive association between friendship and coordination is stable across opposite families of games, namely games of strategic complements and substitutes.

Games of strategic complements involve strategies that mutually enforce one another: that is, players have incentives to *match* their actions. For instance, putting in few extra hours of work in order to complete your part of a group task on time may be worthwhile for everyone only if the other colleague does the same, and wasteful otherwise. By contrast, games of strategic substitutes involve strategies that offset one-another and consequently, players have incentives to *mismatch* their actions. For instance, co-workers might prefer to run their computations on the most powerful server, but if all do so at the same time, this could lead to a longer computational time for everyone. Thus, one should only use the most powerful server if he or she expects the other will *not* do so and vice versa.

Similar game structures extend to a variety of situations involving more than two players. Consider a case of strategic complements as the decision of joining a protest. The chances of a successful protest increase with the number of people joining it; however, joining is risky because one would not want to protest alone. Consider now a case of strategic substitutes as firms' decisions to bring their product to a target market: it could be profitable if not too many firms do the same, to avoid a price war. Notably, strategic complements are known to foster cooperation (e.g., Camerer & Fehr,

² For instance, this is the case for proximity in social network (Apicella et al. 2012), artificial group membership (Balliet, Wu, & Dreu, 2014 for a meta-analysis), natural group membership (Bernhard, Fischbacher, and Fehr 2006), social identification (Hoffman, McCabe, and Smith 1996), motor synchronization (Wiltermuth and Heath 2009), and interpersonal similarity (Cole and Teboul 2004).

2006; Potters & Suetens, 2009), while strategic substitutes involve finite resources which are conducive to competition (e.g., Camerer and Lovo 1999).

Hoffman, McCabe, and Smith (1996) define social closeness as “the *degree of reciprocity* that subjects *believe* exist within a social interaction” (p. 654 – italics added). Based on this, we conjectured that friends, relative to strangers, might be at an advantage when they are to coordinate on options that mutually benefit one another (i.e., matching choices in one-shot games with strategic complements), but that this advantage might be reduced – or even reversed – when they are to break the “degree of reciprocity” and coordinate on opposite choices (i.e., mismatching choices in one-shot games with strategic substitutes). For example, suppose that, out of love for a friend (e.g., player’s prosocial preference), a player wants to pick the option that most benefits their friend and, by expecting that their love will be *reciprocated*, believes their friend will do the same (e.g., player’s beliefs). Under strategic complements, this is clearly optimal given that players have incentives to match their actions and both preferences and beliefs point in the same direction. On the other hand, under strategic substitutes, preferences and beliefs can run against one another: out of love for their friend, a player may want to leave the most profitable option to their friend, but if she/he believes their friend will do the same, than no one will take advantage of the most profitable option, which is clearly suboptimal. This dilemma is strongly reminiscent of the following considerations by Karl Popper: “That love as such may be unable to settle a conflict can be shown by considering a harmless test case, which may pass as representative of more serious ones. Tom likes the theatre and Dick likes dancing. Tom lovingly insists on going to a dance while Dick wants for Tom’s sake to go to the theatre. This conflict cannot be settled by love; rather, the greater the love, the stronger will be the conflict.” (Popper, 1945/2011, p. 441). In synthesis, under strategic complements, prosocial preferences and beliefs act synergistically, while this need not be the case for strategic substitutes.

To investigate the impact of social closeness in coordination games with strategic complements and substitutes, we have participants interact with either a friend or a stranger in two classic two-player

games with real monetary payoffs: in “stag hunt” games, due to the existence of strategic complements, players have the incentive to *match* their choices; conversely, in “entry” games, due to the existence of strategic substitutes, players have the incentive to *mismatch* their choices. In both stag hunt and entry games, subjects face the same potential monetary payoffs. Specifically, they face a binary decision between an option involving *uncertainty* (i.e., yielding either \$15.00 or \$0, depending on what the other chooses), henceforth referred to as the “UP” action (short for ‘Uncertain Payoff’), and a lower paying but safe alternative (e.g., worth \$7.50 for sure, regardless of what the other chooses), henceforth referred to as “SP” (short for ‘Sure Payoff’) action. In both games, the UP action thus requires coordinating with others, while the SP does not. The only difference between games is the consequence of choosing the UP action. In the stag hunt game, players can jointly obtain the highest payoff (equal to \$15) only if they both choose UP; in other words, the highest payoff requires a player to opt for UP and their opponent to *match* such a choice. By contrast, in the entry game, a player receives the highest payoff of \$15 if they choose UP while their opponent does not, namely the opponent needs to *mismatch*. To isolate the effect of social closeness from learning, here we focus on one-shot games.

In such a framework, we define “strategic uncertainty” as uncertainty related to the players’ behaviour in a situation with interdependent decisions (Brandenburger 1996). Following Heinemann et al. (2009), we operationalise and measure strategic uncertainty as the probability of choosing the UP action (such that a higher probability of choosing actions involving uncertainty reveals lower strategic uncertainty). To control for individual risk attitudes, we conduct a lottery task modelled as a game against ‘Nature’ with the same potential payoffs as those featured in the coordination games. As possible mediational factors of the impact of friendship on strategic uncertainty, we inspect friendship quality, perceived interpersonal similarities, and the frequency of past interactions, which have been shown to be an adequate proxy for future interactions (Zhang 2001). Finally, in addition to strategic uncertainty, we investigate how friendship affects prosocial choices; other coordination-related

measures (such as the degree to which subjects “tremble” by switching back and forth between uncertain and safe actions); and the rates of expected coordination and payoffs.

We find that, relative to strangers, friends are more likely to choose options involving uncertainty in stag hunt games but the opposite is true in entry games. Moreover, friendship increases prosocial behaviour in both games, but the effect is much smaller for entry games. Friends coordinate better, “tremble” less and earn more than strangers in stag hunt games, but these advantages are either decreased or are entirely lost in entry games. These findings are robust to controlling for participants’ risk attitudes, friendship quality, friends’ perceived similarities and frequency of past interactions. Taken together, these results suggest that the impact of social closeness on coordination problems is clear and beneficial in games involving strategic complements, but that this is not the case in games with strategic substitutes.

The remainder of the paper is as follows. Section 2 introduces the study methods. Section 3 reports on the results. Section 4 discusses the implications of the empirical evidence. Section 6 concludes.

2. Methods

2.1 Tasks

2.1.1. Coordination games

The experiment has two parts, which participants encounter in sequence before taking the post-experimental questionnaire.³ In the first part, participants play two distinct two-player coordination games: stag hunt games and entry games. The payoff matrixes for the stag hunt games and for the entry games are respectively detailed in Table 1. The payoffs represent dollar amounts. Each participant plays twenty variants of each game and each variant is characterised by a different dollar value of $X \in \{0, 1, 2, 3, 4, 5, 6, 6.5, 7, 7.5, 8, 8.5, 9, 9.5, 10, 11, 12, 13, 14, 15\}$ (Nagel et al., 2017). Finally, each

³ The experiment was computerised in Qualtrics (Qualtrics, Povo). Full instructions are available in Appendix A.

variant is played twice: once with a stranger and once with a friend (amounting to 80 decisions in total). Therefore, this experiment presents a within-subject design with two treatments: the *Stranger* treatment and the *Friend* treatment.

As we are interested in one-shot games, participants do not receive any feedback on game plays until the end of the experimental session. Moreover, to reduce excessive task switching, the stag hunt games and the entry games are played in separate blocks, the order of which is counterbalanced across participants. Within each block, the level of social closeness (i.e., friend vs. stranger) and the values of the sure payoff X are randomized without replacement. Therefore, each block entails 40 decisions: 20 decisions (one per value of X) having as counterpart a friend and 20 decisions (again, one per value of X) having as counterpart a randomly selected stranger (with replacement).

TABLE 1—COORDINATION GAMES

		Column Player				Column Player	
		SP	UP			SP	UP
Row Player	SP	X, X	X, 0	Row Player	SP	X, X	X, 15
	UP	0, X	15, 15		UP	15, X	0, 0
		a. Stag hunt Game				b. Entry Game	

For each game play, participants view the dollar value of the sure payoff (e.g., \$8.50) on one side of their computer screen (labelled “A”), and the fixed \$15 on the other (labelled “B”) (the sides are randomized). Thus, the two coordination games visually differ only by what is written next to the uncertain \$15 option. Stag hunt games have the following text: “\$15.00 only if your counterpart chooses B, 0.00 if your counterpart chooses A”; entry games simply invert the positions of A and B in the text: that is, “\$15.00 only if your counterpart chooses A, 0.00 if your counterpart chooses B”. Participants are informed about whom they are matched with for their current decision. Specifically, they either read “You are matched with a stranger” or “You are matched with [friend’s name]”, followed by this text: “You are both reading these same instructions. You both have to choose between

the following two options: A or B. Which one do you prefer?" A screenshot for the stag hunt game is reproduced in Appendix B (Figure B1).

Participants are informed that for *each* game play in the stranger treatment they will be matched with a randomly selected participant from the experimental session: this could be a different person each time or the same person, but participants are told that the stranger cannot be their friend. Participants are also informed that, at the end of the experimental session, one of their decisions will be randomly drawn, and that they will be paid according to the outcome of that decision. For example, if a decision from the stranger treatment is drawn, then participants are randomly paired with a non-friend counterpart and paid according to their actual choices.

2.1.2. Lottery task

After playing the coordination games, in the second part of the experiment, subjects take part in a lottery task to elicit individual risk attitudes, which have been shown to correlate with strategic uncertainty (Heinemann, Nagel, and Ockenfels 2009; Chierchia, Nagel, and Coricelli 2018). The lottery task is set up as a game against 'Nature' resembling the above coordination games: participants choose between the sure payoff option SP and the risky-payoff option RP; if chosen, option SP yields the sure payoff X , regardless of the state of Nature. By contrast, option RP could lead to \$0 if the state of Nature is A or to the highest payoff equal to \$15 if the state of Nature is B. Participants know that the state of Nature will be determined by a blind lottery draw yielding A or B with a 50/50 probability. The payoff matrix of the lottery task is reported below in Table 2. The sure payoff X assumes the exact same 20 values used for the coordination games. Therefore, participants are expected to make 20 decisions (i.e., one for each of the twenty dollar values assigned to SP) in the lottery task.⁴

⁴ In addition, participants took part in a second identical lottery task in which p was unknown to participants. This was done only for replication purposes (Chierchia, Nagel, and Coricelli 2018) and is not discussed further.

TABLE 2—LOTTERY TASK: GAME AGAINST NATURE

		State of Nature	
		A $p=1/2$	B $(1-p)=1/2$
Player	SP	X	X
	RP	0	15

A screenshot of the lottery task is reproduced in Appendix B (Figure B2). To further stress the difference between the lottery task and the coordination games, at the start of each experimental session, we draw participants' attention to an empty opaque box in which we openly place one yellow ball and one blue ball. It is then explained to participants that, at the end of the session, a single ball will be blindly drawn, and that the lottery-task payoff will depend on which one of the two balls is drawn. Visually, in each lottery choice, the colour of the winning ball is randomized (i.e., in some lottery choices participants are asked to bet on "blue" while in others to bet on "yellow"). Following the lottery task, participants complete the post-experimental questionnaire.

2.2. Post-experimental questionnaires

Following the lottery task, participants complete a post-experimental questionnaire consisting of two main sets of items: those of the McGill Friendship Questionnaire ("MFQ" for short – Mendelson and Aboud 1999) and those of a novel "similarity measure". Specifically, as a robustness check of our treatment manipulation, participants respond to the MFQ tapping into several dimensions of friendship quality.⁵ Moreover, since interpersonal similarities are one of the best-known predictors of friendship formation (Montoya, Horton, and Kirchner 2008) and have been shown to play a role in tacit coordination (Chierchia and Coricelli 2015), we measure participants' perceived similarities with their friends. Adapted from Chierchia and Coricelli (2015), our similarity measure consists of 20 person-

⁵ Since the MFQ subscales were all highly inter-correlated (all correlations: Spearman $\rho > 0.729$, $p < 0.001$), we aggregate across all items and take this resulting average MFQ score as a general measure of friendship quality (henceforth *MFQ index*).

descriptive words (e.g., funny, disciplined, opinionated, etc. – see Appendix D for a complete list of words and screenshot of the task) that participants rate on a continuous scale ranging from -50 to +50. For each word, the rating is made twice: the first time, participants rate how well the word describes themselves (“self-ratings”); the second time, they rate how well it describes the friend that is sitting in the lab with them (“friend ratings”). In both cases, the value of “0” on the scale represents how well the word describes an “average” student from their own university. We use the Pearson’s correlation between self- and friend-ratings as a “perceived similarity measure”, given that it measures the degree to which friends think they are more likely than the average student from their own University to have similar traits.⁶

Finally, as a possible proxy for future interactions, we ask participants how frequently they met their friends in the recent past (Zhang 2001). We do this by means of a single question: “During the past 6 months how regularly have you seen [friend’s name], on average?” Participants respond by selecting one of the following options: “every day”; “every four days”; “about once a week”; “about once every other week”; “about once a month”, which we code respectively from 5 to 1 to generate our variable *frequency of past interactions*.⁷

2.3 Participants

Seventy-eight participants took part in the study across four experimental sessions conducted at the Los Angeles Behavioral Economics Laboratory (“Label”) of the University of Southern California. Students from a wide range of academic disciplines were recruited by both ORSEE (Greiner 2015)

⁶ The perceived similarity measures are on average positive (mean=0.284; std. dev.=0.338) and imply that friends believe they are more likely than the average student from their own University (the “stranger” in our experiment) to be described by the same traits (one-sample t-test against a zero mean: $t(77)=7.425$; $p<0.001$). Moreover, our similarity measure does not predict general friendship quality (Spearman $\rho=0.045$, $p=0.696$), as measured by the MFQ index.

⁷ Unsurprisingly, the MFQ index correlates with the frequency of past interactions among friends (Spearman $\rho =0.519$, $p<0.001$).

and flyers. The average duration of each session was 84 minutes. Participants were paid individually and anonymously at the end of each experimental session.⁸

Participants were required to bring a non-romantic friend to the experimental session. Upon arrival, they were randomly assigned to individually shielded computer cubicles. Instructions were read aloud and followed on individual handouts. Then, participants answered several control questions to ensure their understanding of the instructions and they could progress to the next stage only after providing the correct answers.

While participants were completing the post-experimental questionnaires, we downloaded their responses from the Qualtrics website and ran an in-house script to randomly match the participants; select at random the decision relevant for payment and determine participants' experimental earnings according to their actual decisions. All procedures were approved by the local ethical committee.

2.3 Measures and hypotheses

2.3.1 UP actions

Our main interest lies in understanding the effects of friendship on strategic uncertainty across coordination games of strategic complements and strategic substitutes. Thus, we first construct the variable "UP action" by coding choices as 1, if the UP action is chosen, and 0 otherwise; then, we operationalise strategic uncertainty as the probability of choosing UP actions (such that a higher probability of choosing UP actions reveals lower strategic uncertainty). We hypothesise that friendship may decrease strategic uncertainty in stag hunt games (i.e., higher probability of UP actions), but not necessarily in entry games, where friendship may even increase strategic uncertainty (i.e., lower probability of UP actions).

⁸ Fifty-five percent of our participants were females, with an overall sample average age of 20.5 years (std. dev.: 3.1).

2.3.2 Prosocial actions

A natural question is whether these effects of friendship on strategic uncertainty are entirely driven by prosocial preferences. As argued in the introduction, prosocial preferences for one's friend (e.g., love) may induce friends to choose the UP action more frequently than strangers in the stag hunt game and the SP actions in the entry game. We thus code both these actions (with a value of "1") into the "prosocial action" dummy variable. We hypothesise that if friendship only operates through a prosocial preference channel (i.e., holding beliefs constant across games), it will equally increase the probability of prosocial actions in both games. Any differential impact of friendship on prosocial actions across games suggests that beliefs may at least partially mediate the effect of friendship on strategic uncertainty.

2.3.3 Trembling

"Trembling" refers to subjects switching back and forth from the UP to the SP actions (or vice versa) across game plays. Trembling is likely to evidence inconsistent decisions in stag hunt games, while it is additionally compatible with increased reasoning in entry games (Chierchia et al., 2018; Nagel et al. 2017). We hypothesise that friendship would decrease trembling in the stag hunt, but not in the entry game. Thus, to construct our trembling variable, we proceed as follows: for each game, we first order the twenty variants in ascending order, based on the sure payoff value; then, we dummy code each variant (with the exclusion of the first variant which by construction has \$0 sure payoff) with a "1" if the choice had changed relative to the previous variant, and with a "0" if it had not.

2.3.4 Coordination and payoff rates

As performance-related measures, we focus on coordination and payoff rates. To compute coordination rates we proceed as follows. For the Friend treatment, we calculate for each participant in the stag hunt game (resp. entry game) the percentage of times they matched (resp. mismatched) their

choices with their friend across the twenty game variants. For instance, if participant “*i*” matched (resp. mismatched) their choices with their friend 18 out of 20 times, then *i*’s percentage is 90% and the coordination rate is thus 0.90. On the other hand, for the Stranger treatment, we compute for each participant in the stag hunt game (resp. entry game) the percentages of times they could match (resp. mismatch) their choices with *any other* stranger playing the same game variant. We do so to reduce the noise inherent in the player random matching of the Stranger treatment. Then, we average across the percentages from each variant to calculate the coordination rate. For instance, if participant “*j*” in the Stranger treatment chooses the UP action in a stag hunt game variant with a \$5 sure payoff, and 78% of the other stranger players choose the UP action on that same variant, then *j*’s percentage of matching (resp. mismatching) actions for the \$5 sure payoff variant is 78%. In the Entry game, everything else being equal, if *j* chooses the SP action instead of the UP action, their coordination rate is $(1-0.78)=0.22$. We then average over the percentages so obtained across all the twenty game variants in the Stranger treatment to compute the coordination rate.

Notably, it can be easily shown that coordination rates and payoff rates may markedly differ (e.g., consider the case of full coordination on UP actions vs. full coordination on SP actions: these two cases would imply different payoffs). We thus proceed to also computing payoff rates as follows: if a participant chooses the UP action, the payoff is simply the maximum payoff (i.e., \$15.00) multiplied by the coordination rate; while if a participant chooses the SP action, their payoff is unconditionally the sure payoff value (i.e., in the example above: \$5). In this fashion, we computed payoff rates for each treatment and proceeded to investigate how they were affected by friendship. We hypothesise that friendship could increase coordination and payoff rates in the stag hunt game, but less so in the entry game.

2.4 Statistical and econometric analyses

Strategic uncertainty, prosocial behavior, as well as trembling are analysed using generalized mixed effect logistic regressions, clustering data at the participant level. As predictors, we use sure payoff, game and friendship, as well each possible two-way interactions between these factors (Tables 3-4 and Appendix C, Tables C1, C2 and C3). In line with previous literature (e.g., Chierchia, Nagel, and Coricelli 2018), for strategic uncertainty, we also inspect whether the hypothesised effects of friendship are robust to controlling for risk attitudes, as measured by the proportion of risky actions chosen in the lottery task. We additionally inspect the individual and aggregate role of the three potential mediators of the friendship effect on strategic uncertainty: perceived similarity, friendship quality and frequency of past interactions (models 1-3, Table 4). Coordination and payoff rates are analysed with OLS regression. These latter regressions include the same predictors of previous models but they omit the sure payoff variable as they focus on averages computed across variants with different payoff values (Appendix C, Table C3). (All of our econometric results go through when nesting participants within their friendship pairs).

3. Results

3.1 Friendship and Strategic Uncertainty

A Mixed effect logistic regression (Model 1, Table 3) reveals that friendship significantly interacts with the game environment by increasing the log odds of a UP action in the stag hunt (*Stag hunt Game*Friend Counterpart* equal to 1.732) while decreasing it in the entry game (*Friend Counterpart* equal to -0.658). These effects appear very stark in Figure 2, which builds on this logistic regression.

TABLE 3—INVESTIGATING UP ACTIONS: MIXED EFFECTS LOGISTIC REGRESSIONS

Estimation method: Mixed Effects Logistic
 Controls for individual effects: Clustering
 Dep. variable: UP action (dummy)

	Model 1		Model 2	
Sure payoff	-0.251***	(0.015)	-0.251***	(0.015)
Stag hunt Game (dummy)	2.418***	(0.187)	2.417***	(0.187)
Friend Counterpart (dummy)	-0.658***	(0.154)	-0.658***	(0.154)
Stag hunt Game*Sure payoff	-0.115***	(0.019)	-0.115***	(0.019)
Friend Counterpart*Sure payoff	0.048***	(0.018)	0.048***	(0.018)
Stag hunt Game*Friend Counterpart	1.732***	(0.148)	1.732***	(0.148)
Risk			2.478***	(0.647)
Constant	1.469***	(0.160)	0.425	(0.311)
No. Observations	6196		6196	
No. Individuals	78		78	
Log-likelihood	-2904.980		-2898.199	

Notes: (Robust) Standard errors are in parentheses.

*** represents significance at the 1 percent level.

As illustrated in Figure 1, friends are more likely to choose the UP action than strangers in stag hunt games; by contrast, friends seem less likely to do so in entry games (Model 1, Table 3); these effects are also reliably observed when controlling for individual differences in risk-attitudes (Model 2, Table 3). The empirical patterns shown in Figure 1 also demonstrate that participants react as expected to the game incentives (e.g., deviation costs) in that increasing sure payoffs decrease the probability of UP actions. This impact of sure payoffs further interacts with friendship, such that the difference between friends and stranger increases with sure payoffs in the stag hunt games, but decreases with sure payoffs in the entry games. Correspondingly, the effects of friendship are prominent at opposite sure payoff ranges in the two games, namely at low sure payoffs in the entry game and at high sure payoffs in the stag hunt. This is unsurprising given that these sure payoff ranges

are where normally coordination failures are more likely amongst strangers (Chierchia et al., 2018; Heinemann et al. 2009; Nagel et al. 2017), thus, introducing greater leeway to detect any friendship effect.

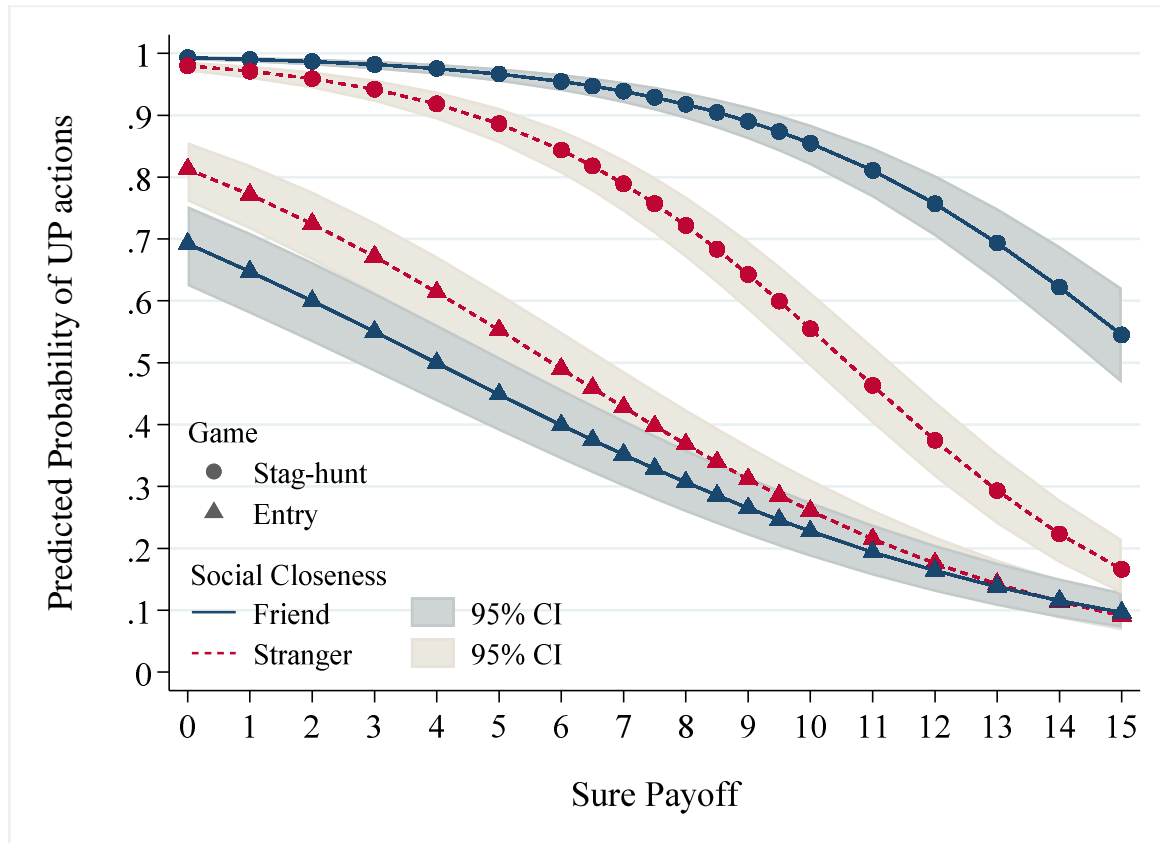


FIGURE 1. THE IMPACT OF FRIENDSHIP ON TACIT COORDINATION.

Notes: Curves represent predicted probabilities of choosing UP actions (y-axis) across different values of a sure payoff (x-axis), when interacting with either friends (blue solid lines) or strangers (red dashed lines) in both stag hunt games (circle marker) and entry games (triangle marker). The predicted probabilities were obtained from Model-1 mixed effects logistic regression. Error bands represent 95% confidence bands of the fixed effects.

In Table 4, further econometric analysis suggests that the effect of friendship on choices is partially mediated by friendship quality, which significantly interacts with the game environment in determining the log odds of UP choices. Specifically, friendship quality has no impact on the odds of UP choices in entry games, but increases these odds in stag hunts. In line with this, simple correlational analyses suggests that friendship quality is associated with a greater proportion of UP actions when participants interact with their friends in stag hunt games (Spearman $\rho=0.371$, $p<0.01$), while it has no association with the corresponding measure in entry games (Spearman $\rho=-0.061$, $p=0.596$). The same

finding is also robust when controlling for other friendship characteristics such as friends' perceived interpersonal similarities and the frequency of their past interactions (Model 2 and 3, Table 4).

TABLE 4— FRIENDSHIP QUALITY AS MEDIATIONAL FACTOR: MIXED EFFECTS LOGISTIC REGRESSIONS

	Model 1		Model 2		Model 3	
Sure payoff	-0.209***	(0.016)	-0.208***	(0.016)	-0.208***	(0.016)
Stag hunt Game (dummy)	1.665***	(0.528)	1.722***	(0.533)	1.706***	(0.535)
Stag hunt Game*Sure payoff	-0.136***	(0.031)	-0.140***	(0.031)	-0.142***	(0.031)
MFQ index	-0.021	(0.098)	-0.005	(0.094)	0.039	(0.116)
MFQ index*Stag hunt Game	0.459***	(0.076)	0.485***	(0.078)	0.590***	(0.100)
Similarity index			-0.821**	(0.386)	-0.823**	(0.383)
Similarity index*Stag hunt Game			-0.567*	(0.340)	-0.560	(0.342)
Frequency of past interactions					-0.071	(0.112)
Frequency of past interactions*					-0.163*	(0.095)
Stag hunt Game						
Constant	0.968	(0.635)	1.098*	(0.612)	1.091*	(0.607)
No. Observations	3112		3112		3112	
No. Individuals	78		78		78	
Log-likelihood	-1325.301		-1320.408		-1318.275	

Notes: (Robust) Standard errors are in parentheses.

*** represents significance at the 1 percent level.

** represents significance at the 5 percent level.

* represents significance at the 10 percent level.

Specifically, perceived similarities decrease the log odds of UP choices in entry games, while the frequency of past interactions interacts with the game environment in predicting choices. Correlational analysis suggests that perceived similarity among friends is negatively associated with UP actions when friends coordinate in entry games (Spearman $\rho=-0.272$, $p=0.016$), but not in stag hunt games (Spearman $\rho=-0.132$, $p=0.250$), while the correlations between the frequency of past interactions and UP choices is not significant in either game (stag hunt game: Spearman $\rho=0.133$, $p=0.246$; entry game: Spearman $\rho=-0.079$, $p=0.494$). In synthesis, friendship quality appears to play a role in fostering “assurance” in stag hunt games; perceived interpersonal similarities could deter

friends from entering in entry games, while frequency of past interactions has a small negative impact in stag hunt games that does not appear robust in light of correlational analysis.

3.2 Friendship and prosocial behaviour

A mixed logistic effect model on prosocial behaviour (i.e., we code the variable *prosocial actions* as 1 if UP choice in the stag hunt or SP choice in the entry game and 0 otherwise) shows a highly significant interaction between friendship and the game environment (Table C1, Appendix C): friendship significantly increases the log odds of prosocial actions in both the stag hunt and the entry game, however the effect is significantly reduced in the entry game, as suggested by the significant interaction between friendship and game. Consistently, Figure C1 (Appendix C) shows stronger effects of friendship on prosocial actions in stag hunt game than in entry games.

3.3 Friendship and trembling

Mixed logistic effect models on trembling (Table C2, Appendix C) reveal a significant 2-way interaction between the game environment and friendship, suggesting that friendship differentially affects the likelihood that participants would switch back and forth between actions in the two games: in the stag hunts, participants are more likely to “tremble” when playing with strangers rather than friends. Conversely, relative to strangers, in the entry games friendship raises the likelihood of switching one’s choice, albeit non-significantly.

3.4 Friendship, coordination and earnings

OLS regression models (Table C3, Appendix C) further show that friendship interacts with the game environment in affecting coordination and payoff rates. Specifically, friendship benefits both measures in the stag hunt game, but these advantages are strongly decreased when passing to entry games.

4. Discussion

In this study, we investigate how friendship affects coordination across experimental games of strategic complements and substitutes. We find that, relative to strangers, friends are more likely to choose UP actions in games of strategic complements (i.e., stag hunt games). Conversely, relative to strangers, friends are more likely to choose the SP actions in games with strategic substitutes (i.e., entry games). In other words, friendship is associated with decreased strategic uncertainty in stag hunts, but increased strategic uncertainty in entry games. These friendship effects are more pronounced at high sure payoff in stag hunt games, and at low sure payoff in the entry game. In addition, we find that, in stag hunts, friends tremble less than strangers (i.e., they display less violations of monotonicity); they are also more likely to successfully coordinate their choices and to earn more than strangers. However, each of these advantages is strongly attenuated or lost entirely in entry games.

Previous research suggests that social closeness generally has a beneficial impact on economic interactions (see introduction). Our experimental evidence adds to that literature by showing that such an impact depends on whether the interactions involve strategic complements or substitutes. In particular, this evidence challenges the intuitive notion that social closeness is always beneficial in situations involving tacit coordination.

We speculate that two broad mechanisms may mediate these effects: prosocial preferences and social inferences. In fact, friends are known to care about each other's payoffs more than strangers, namely prosocial preferences are generally higher among friends than strangers (Jones & Rachlin 2006). Moreover, the payoff transformations of the games investigated here suggest that, in the stag hunt game, friends could choose the UP action more frequently than strangers because they want their friends not to lose out; conversely, in the entry game, friends could choose the UP action less frequently than strangers because they want to avoid actions that could damage their friends. Accordingly, when recoding actions as choices between a prosocial and a non-prosocial action (rather than choices between UP and SP actions), we find that friendship increases the probability of prosocial actions in

both games. However, we also find that the impact of friendship on prosocial actions is asymmetric across the games, in that it is reduced in entry games. We thus suspect that while prosocial motives (e.g., Camerer, 2003; Fehr & Fischbacher, 2003; Lange, 1999) may contribute to our findings, they are unlikely to explain them entirely.

On the other hand, the notion of social distance as the “degree of reciprocity that subjects *believe* exist in a social interaction” (Hoffman, McCabe, and Smith 1996 – italics added) appears intrinsically inferential as it taps on beliefs. Various well-documented effects of social closeness on economic interactions, along dimensions such as group membership, have been suggested to primarily rely on beliefs (Guala, Mittone, and Ploner 2013). Even among strangers, such “reciprocal expectations” have been long documented in games of economic exchange (Fischer, 2009; Rubinstein & Salant, 2016) and evolutionary simulations with reciprocal expectations appear to outperform a number of alternative models in repeated social dilemmas (Fischer et al., 2013). Moreover, this is psychologically plausible given that it is well-known that humans frequently resort to their own thoughts and preferences – and even recruit the same neural structures – to make inferences about others, *especially* when they are perceived as “close”, in-groups or similar to themselves (Ames 2004; Robbins and Krueger 2005; Denny et al. 2012; Benoit et al. 2010). Indeed, if agents expect that their friends are more likely than strangers to reciprocate their actions, this could provide assurance in stag hunts with an increase in the likelihood of UP actions, but deterrence from choosing the same action in entry games with the consequent reduction in the likelihood of UP actions.

To some extent, the “shadow of the future” in the form of possibility to retaliate and willingness to share money are, for instance, plausibly inherent constituents of friendship. Given the early stage of research on friendship and economic interactions, we here opted to investigate full-fledged friendship. Moreover, to control for possible shadow of the future effects of friendship, we used the frequency of past interactions as a proxy for future interactions (Zhang 2001). We find that the latter has a weak differential effect in the two games, but that it is far from over-shadowing the effects of friendship

quality and similarity on coordination. Future studies could attempt to isolate the separate contributions of friendship constituents on coordination. For example, it should be possible to engineer a stranger treatment with a built-in possibility for participants to share experimental money; or with opportunities for “retaliation” in subsequent experimental games/interactions.

5. Conclusions

We find that, relative to strangers, friendship is associated with decreased strategic uncertainty in games with strategic complements (i.e., two-player stag hunt game), but with increased strategic uncertainty in games with strategic substitutes (i.e., two-player entry game). With regard to other performance proxies, such as trembling, coordination and earnings, friendship has a substantially beneficial impact on games with strategic complements, but these advantages are either attenuated or entirely lost in games with substitutes. Our evidence adds to the fast-growing literature on the importance of the social context in explaining economic behaviour (Charness, Rigotti, and Rustichini 2007; Chen and Chen 2011; Kranton 2016; Chierchia and Coricelli 2015; Gächter, Starmer, and Tufano 2019) and illustrates the scope for exploring the differential role of friendship across a variety of strategic situations ranging from pure coordination games, through mixed-motive games, to pure conflictual (i.e., zero-sum) games.

From an applied viewpoint, our findings have also potentially relevant implications for understanding team production in organizations or flow of information through “friends” on social media (Brady et al. 2017). In fact, within organizations, as well as in many daily interactions, decision makers *are* embedded in a social space, and they constantly tune their behaviour onto the “social closeness” of others. Moreover, their interactions may involve either strategic complements or substitutes depending on members’ roles, tasks, skills, and objectives. Our findings provide preliminary insight that friendship need not equally benefit all types of tasks. Finally, from a theoretical viewpoint, these findings may prompt new developments for modelling behaviour in strategic

interactions across families of games and social contexts, thus tackling the question of how well-known gradients in the social space (here dichotomized as friends vs. strangers) may interact with well-known gradients in the “strategic space” (here dichotomized as complementarity vs. substitutability) on a larger scale.

References

- Abbink, K, B Irlenbusch, and E Renner. 2006. “Group Size and Social Ties in Microfinance Institutions.” *Economic Inquiry* 44 (4): 614–28.
- Ames, D. 2004. “Strategies for Social Inference: A Similarity Contingency Model of Projection and Stereotyping in Attribute Prevalence Estimates.” *Journal of Personality and Social Psychology* 87 (5): 573–85.
- Apicella, C, F Marlowe, J Fowler, and N Christakis. 2012. “Social Networks and Cooperation in Hunter-Gatherers.” *Nature* 481 (7382): 497–501.
- Balliet, D, J Wu, and CKW De Dreu. 2014. “Ingroup Favoritism in Cooperation: A Meta-Analysis.” *Psychological Bulletin* 140 (6): 1556–81.
- Benoit, R, S Gilbert, E Volle, and P Burgess. 2010. “When I Think about Me and Simulate You: Medial Rostral Prefrontal Cortex and Self-Referential Processes.” *Neuroimage*.
- Bernhard, H, U Fischbacher, and E Fehr. 2006. “Parochial Altruism in Humans.” *Nature* 442: 912–15.
- Brady, WJ, JA Wills, JT Jost, JA Tucker, and JJ Van Bavel. 2017. “Emotion Shapes the Diffusion of Moralized Content in Social Networks.” *Proceedings of the National Academy of Sciences of the United States of America* 114 (28): 7313–18.
- Brandenburger, A. 1996. “Strategic and Structural Uncertainty in Games.” In *Wise Choices: Games, Decisions, and Negotiations*, edited by Richard Zeckhauser, Ralph Keeney, and James Sebenius, 221–32. Harvard Business School Press.
- Brandts, J, and C Solà. 2010. “Personal Relations and Their Effect on Behavior in an Organizational

- Setting: An Experimental Study.” *Journal of Economic Behavior & Organization* 73 (2): 246–53.
- Camerer, C. 2003. *Behavioral Game Theory: Experiments in Strategic Interaction*. Princeton University Press.
- Camerer, C, and D Lovallo. 1999. “Overconfidence and Excess Entry: An Experimental Approach.” *American Economic Review* 89 (1): 306–18.
- Camerer, CF, and E Fehr. 2006. “When Does ‘Economic Man’ Dominate Social Behavior?” *Science* 311 (5757): 47–52.
- Charness, BG, L Rigotti, and A Rustichini. 2007. “Individual Behavior and Group Membership.” *The American Economic Review* 5 (4): 1340–52.
- Charness, G, E Haruvy, and D Sonsino. 2007. “Social Distance and Reciprocity: An Internet Experiment.” *Journal of Economic Behavior & Organization* 63 (1): 88–103.
- Chen, R, and Y Chen. 2011. “The Potential of Social Identity for Equilibrium Selection.” *The American Economic Review* 101 (6): 2562–89.
- Chierchia, G, and G Coricelli. 2015. “The Impact of Perceived Similarity on Tacit Coordination: Propensity for Matching and Aversion to Decoupling Choices.” *Frontiers in Behavioral Neuroscience* 9 (202).
- Chierchia, G, R Nagel, and G Coricelli. 2018. “‘Betting on Nature’ or ‘Betting on Others’: Anti-Coordination Induces Uniquely High Levels of Entropy.” *Scientific Reports* 8 (1): 3514.
- Chwe, MS-Y. 2013. *Rational Ritual: Culture, Coordination, and Common Knowledge*.
- Cobo-Reyes, R, and N Jiménez. 2012. “The Dark Side of Friendship: ‘Envy.’” *Experimental Economics* 15 (4): 547–70.
- Cole, T, and B Teboul. 2004. “Non-zero-sum Collaboration, Reciprocity, and the Preference for Similarity: Developing an Adaptive Model of Close Relational Functioning.” *Personal Relationships* 11 (2): 135–60.

- Cooper, R, and A John. 1988. "Coordinating Coordination Failures in Keynesian Models." *The Quarterly Journal of Economics* 103 (3): 441.
- Denny, BT, H Kober, TD Wager, and KN Ochsner. 2012. "A Meta-Analysis of Functional Neuroimaging Studies of Self- and Other Judgments Reveals a Spatial Gradient for Mentalizing in Medial Prefrontal Cortex." *Journal of Cognitive Neuroscience* 24 (8): 1742–52.
- Devetag, G, and A Ortmann. 2006. "When and Why? A Critical Survey on Coordination Failure in the Laboratory 1," 1–21.
- Fehr, E, and U Fischbacher. 2003. "The Nature of Human Altruism." *Nature* 425 (6960): 785–91.
- Fischer, I. 2009. "Friend or Foe: Subjective Expected Relative Similarity as a Determinant of Cooperation." *Journal of Experimental Psychology: General* 138 (3): 341–50.
- Fischer, Ilan, A Frid, SJ Goerg, SA Levin, DI Rubenstein, and R Selten. 2013. "Fusing Enacted and Expected Mimicry Generates a Winning Strategy That Promotes the Evolution of Cooperation." *Proceedings of the National Academy of Sciences of the United States of America* 110 (25): 10229–33.
- Gächter, S, C Starmer, and F Tufano. 2019. "The Surprising Capacity of the Company You Keep: Revealing Group Cohesion as a Powerful Factor of Team Production." *CeDEx Discussion Papers* 16.
- Glaeser, EL, DI Laibson, JA Scheinkman, and CL Soutter. 2000. "Measuring Trust*." *Quarterly Journal of Economics* 115 (3): 811–46.
- Goeree, JK, MA McConnell, T Mitchell, T Tromp, and L Yariv. 2010. "The $1/d$ Law of Giving." *American Economic Journal: Microeconomics* 2 (1): 183–203.
- Greiner, B. 2015. "Subject Pool Recruitment Procedures: Organizing Experiments with ORSEE." *Journal of the Economic Science Association* 1 (1): 114–25.
- Grueneisen, S, and M Tomasello. 2017. "Children Coordinate in a Recurrent Social Dilemma by Taking Turns and along Dominance Asymmetries." *Developmental Psychology*.

- Guala, F, and A Filippin. 2017. "The Effect of Group Identity On Distributive Choice: Social Preference or Heuristic?" *The Economic Journal* 127 (602): 1047–68.
- Guala, F, L Mittone, and M Ploner. 2013. "Group Membership, Team Preferences, and Expectations." *Journal of Economic Behavior & Organization* 86: 183–90.
- Hamilton, W. 1964. "The Genetical Evolution of Social Behaviour. I." *Journal of Theoretical Biology* 7: 1–16.
- Heinemann, F, R Nagel, and P Ockenfels. 2009. "Measuring Strategic Uncertainty in Coordination Games." *The Review of Economic Studies* 76 (1): 181–221.
- Hoffman, E, K McCabe, and VL Smith. 1996. "Social Distance and Other-Regarding Behavior in Dictator Games." *The American Economic Review* 86 (3): 653–60.
- Jones, B, and H Rachlin. 2006. "Social Discounting." *Psychological Science* 17 (4): 283–86.
- Kranton, RE. 2016. "Identity Economics 2016: Where Do Social Distinctions and Norms Come From?" *American Economic Review* 106 (5): 405–9.
- Lange, P Van. 1999. "The Pursuit of Joint Outcomes and Equality in Outcomes: An Integrative Model of Social Value Orientation." *Journal of Personality and Social Psychology* 77 (2): 337–49.
- Lazear, EP, and KL Shaw. 2007. "Personnel Economics: The Economist's View of Human Resources." *Journal of Economic Perspectives* 21 (4): 91–114.
- Leider, S, MM Möbius, T Rosenblat, and Q-A Do. 2009. "Directed Altruism and Enforced Reciprocity in Social Networks *." *Quarterly Journal of Economics* 124 (4): 1815–51.
- Massen, J, and S Koski. 2014. "Chimps of a Feather Sit Together: Chimpanzee Friendships Are Based on Homophily in Personality." *Evolution and Human Behavior* 35 (1): 1–8.
- McPherson, M, L Smith-Lovin, and J Cook. 2001. "Birds of a Feather: Homophily in Social Networks." *Annual Review of Sociology* 27: 415–44.
- Meltzoff, A. 2007. "'Like Me': A Foundation for Social Cognition." *Developmental Science* 10 (1): 126–34.

- Mendelson, M, and F Aboud. 1999. "Measuring Friendship Quality in Late Adolescents and Young Adults: McGill Friendship Questionnaires." *Canadian Journal of Behavioural Science/Revue Canadienne Des Sciences Du Comportement* 31 (2): 130–32.
- Milgrom, PR, and JD Roberts. 1992. *Economics, Organization and Management*. Englewood cliffs (N.J.): Prentice-Hall.
- Montoya, R, R Horton, and J Kirchner. 2008. "Is Actual Similarity Necessary for Attraction? A Meta-Analysis of Actual and Perceived Similarity." *Journal of Social and Personal Relationships* 25 (6): 889–922.
- Nagel, R, A Brovelli, F Heinemann, and G Coricelli. 2017. "Neural Mechanisms Mediating Degrees of Strategic Uncertainty." *Soc Cogn Affect Neurosci*.
- Popper, K. n.d. *The Open Society and Its Enemies*. London: Routledge.
- Potters, J, and S Suetens. 2009. "Cooperation in Experimental Games of Strategic Complements and Substitutes." *The Review of Economic Studies*.
- Qualtrics. n.d. "UT, USA." Accessed September 7, 2015.
- Reuben, E, and F van Winden. 2008. "Social Ties and Coordination on Negative Reciprocity: The Role of Affect." *Journal of Public Economics* 92 (1–2): 34–53.
- Robbins, JM, and JI Krueger. 2005. "Social Projection to Ingroups and Outgroups: A Review and Meta-Analysis." *Personality and Social Psychology Review* 9 (1): 32–47.
- Rubinstein, A, and Y Salant. 2016. "'Isn't Everyone like Me?': On the Presence of Self-Similarity in Strategic Interactions." *Judgment and Decision Making* 11: 168–73.
- Tajfel, H, and J Turner. 1979. "An Integrative Theory of Intergroup Conflict." *The Social Psychology of Intergroup Relations* 33 (47): 74.
- Wiltermuth, SS, and C Heath. 2009. "Synchrony and Cooperation." *Psychological Science* 20 (1): 1–5.
- Zhang, Z-X. 2001. "The Effects of Frequency of Social Interaction and Relationship Closeness on

Reward Allocation.” *The Journal of Psychology* 135 (2): 154–64.

Dear participant,

welcome, and thank you for participating in our experiment on decision-making!

You will earn a show-up fee of 5.00 \$ just for having participated.

In addition to the show-up fee, you will be able to earn up to 15.00 \$ on the basis of your decisions (for a potential total of 20.00 \$).

To increase your chances of earning more it is sufficient that you carefully read the brief and simple instructions, which we will also read out loud together.

Remember that there are no right or wrong answers! We are simply interested to know your personal preferences.

It is important that you fully understand the simple tasks and that you never respond randomly as this will decrease your payoff and damage the entire research.

If at any time during the experiment you feel that the tasks are unclear, please do not hesitate to raise your hand and an experimenter will immediately assist you.

From now, until the end of the experiment please refrain from using any personal electronic device. This will result in exclusion from the experiment, for both the user and his/her friend.

We will now proceed to the instructions of the first two games.

GAME 1 and GAME 2

In both games you will be matched with a counterpart in this room.^[1]_{SEP} We will tell you if your counterpart is the friend you came here with or a stranger.

Instructions (1 of 4)

You and your counterpart will both have to choose between two options, "A" and "B", without communicating.

"A" is a dollar amount and, in both games, if you choose it you will obtain "A" dollars no matter what your counterpart chooses.

THE CRITICAL DIFFERENCE BETWEEN GAME 1 AND GAME 2 IS IN OPTION B.

In GAME 1, if you choose option B, you will obtain 15.00 \$ ONLY IF your counterpart also chooses option B, and zero if he/she chooses A.

In GAME 2, if you choose option B, you will obtain 15.00 \$ ONLY IF your counterpart DOES NOT choose B, and zero if he/she also chooses B.

ATTENTION! The exact same rules apply to your counterpart!

The tables below summarize your payoffs, and those of your counterpart, for each possible combination of your choices. Notice that the two games are only, but importantly, distinguished by option B.

GAME 1	Other chooses A	Other chooses B
You choose A	You obtain: A Other obtains: A	You obtain: A Other obtains: 0
You choose B	You obtain: 0 Other obtains: A	You obtain: 15.00 \$ Other obtains: 15.00 \$

GAME 2	Other chooses A	Other chooses B
You choose A	You obtain: A Other obtains: A	You obtain: A Other obtains: 15.00 \$
You choose B	You obtain: 15.00 \$ Other obtains: A	You obtain: 0 Other obtains: 0

You will be required to make **many decisions, for different values of A.**

"STRANGER" or "FRIEND" COUNTERPART

For each decision you make we will tell you if your current counterpart is a stranger or your friend:

In the **"FRIEND"** case you will actually be playing with the friend you came here with. You will not be allowed to communicate - attempts to communicate will result in exclusion from the experiment.

In the **"STRANGER"** case you will play with a randomly extracted participant in the room. You and your "stranger" counterpart will remain anonymous to one another both during and after the experiment.

The only thing that you know about your "stranger counterpart" is that he/she is NOT the friend you came with.

Your "stranger counterpart" will possibly be a different participant every time (as it is random, we don't know).

ATTENTION: IN EITHER CASE YOU WILL NOT KNOW THE OUTCOMES OF ANY OF YOUR DECISIONS BEFORE THE END OF THE EXPERIMENT!

YOUR FINAL PAYOFF

Each game in this experiment will consist of several decisions. **However, you will NOT be paid for every decision.**

Instead, out of all the decisions you make our computer will extract one of them at random, at the end of the session. Everyone will be paid according to that decision only.

It follows that you cannot accumulate earnings from one decision to the other, since you will be paid for only one.

You don't know which decision will be extracted, therefore we suggest you pay the same attention to all of them.

If one of the decisions from GAME 1 or GAME 2 is extracted you will be paid according to what you and your matched counterpart actually chose in that trial.

Page 6

COMPREHENSION QUESTIONNAIRE

To see if everything is clear, to and to assure you that everything is clear for everyone else, we will proceed with a questionnaire.

In the questionnaire you will also see examples of the decisions you will have to make.

No one will be able to proceed until everyone has correctly answered all the questions.

If you have any questions during the questionnaire or do not understand why you got a question wrong, PLEASE raise your hand and an experimenter will come to assist you. You may also go back and read the instructions.

Page 7 (scrollable)

Below is a screenshot of a typical (though particularly trivial) decision you might have to make. Look at this example and answer all the questions below.

You are matched with YOUR FRIEND.

You are both reading these same instructions.

You both have to choose between the following 2 options, A or B.

Which one do you prefer?

A You obtain 0.00 \$ <input type="radio"/>	B You obtain 15.00 \$ if your friend chooses B You obtain 0.00 \$ if your friend chooses A <input type="radio"/>
---	--

In the trial above, are you playing with a stranger?

Yes

No

In the decision above, if I choose "A" how much do I earn? (There may be more than one correct answer, please select all of them).

0, no matter what my counterpart chooses

15.00 \$, no matter what my counterpart chooses

15.00 \$, ONLY IF my counterpart chooses B

15.00 \$, ONLY IF my counterpart chooses A

0, ONLY IF my counterpart chooses B 0, ONLY IF my counterpart chooses A

In the decision above, if I choose "B" how much do I earn? (There may be more than one correct answer, please select all of them).

15.00 \$, no matter what my counterpart chooses

15.00 \$, ONLY IF my counterpart chooses A

0, ONLY IF my counterpart chooses A

0 no matter what my counterpart chooses

0, ONLY IF my counterpart chooses B 15.00 \$, ONLY IF my counterpart chooses B

In the decision above, if my counterpart chooses "A" how much does he/she earn? (There may be more than one correct answer, please select all of them).

0, ONLY IF I choose B 0, ONLY IF I choose A

0, no matter what I choose

15.00 \$, ONLY IF I choose A 15.00 \$, no matter what I choose

15.00 \$, ONLY IF I choose B

In the decision above, if my counterpart chooses "B" how much does he/she earn? (There may be more than one correct answer, please select all of them).

15.00 \$, no matter what I choose

15.00 \$, ONLY IF I choose B

0, no matter what I choose 0, ONLY IF I choose A

15.00 \$, ONLY IF I choose A 0, ONLY IF I choose B

Once I've made my decision, I will know what my counterpart chose before passing to the next decision.

True

False

Since I'm playing with my friend I can communicate with him and agree on what choice to make.

True

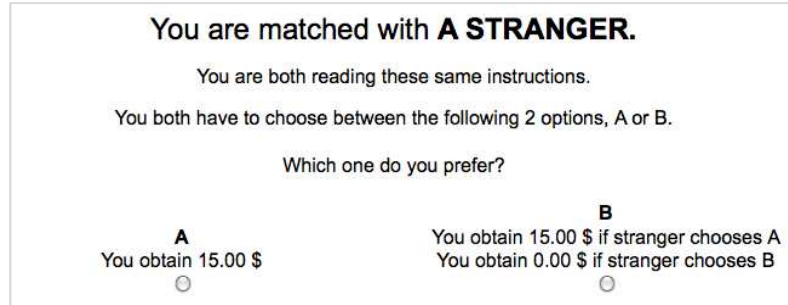
False

In the decision above, what would you choose?

A

B

Below is a screenshot of another typical (though again trivial) decision you might have to make. Look at this example and answer all the questions below.



In the trial above, are you playing with a stranger?

Yes

No

In the decision above, if I choose "A" how much do I earn? (There may be more than one correct answer, please select all of them).

0, ONLY IF my counterpart chooses

A 15.00 \$, no matter what my counterpart chooses

0, no matter what my counterpart chooses

15.00 \$, ONLY IF my counterpart chooses B

0, ONLY IF my counterpart chooses B

15.00 \$, ONLY IF my counterpart chooses A

In the decision above, if I choose "B" how much do I earn? (There may be more than one correct answer, please select all of them).

15.00 \$, no matter what my counterpart chooses

0, ONLY IF my counterpart chooses A

0, no matter what my counterpart chooses

15.00 \$, ONLY IF my counterpart chooses B

0, ONLY IF my counterpart chooses B

15.00 \$, ONLY IF my counterpart chooses A

In the decision above, if my counterpart chooses "A" how much does he/she earn? (There may be more than one correct answer, please select all of them).

0, ONLY IF I choose A

15.00 \$, ONLY IF I choose A

0, ONLY IF I choose B

0, no matter what I choose

15.00 \$, no matter what I choose 15.00 \$, ONLY IF I choose B

In the decision above, if my counterpart chooses "B" how much does he/she earn? (There may be more than one correct answer, please select all of them).

0, ONLY IF I choose B

15.00 \$, ONLY IF I choose B

15.00 \$, ONLY IF I choose A

0, no matter what I choose

0, ONLY IF I choose A 15.00 \$, no matter what I choose

Is it possible that a randomly extracted stranger is actually the friend I came here with?

Yes

No

Maybe

At the end of the experiment, I will have a chance to discuss with my stranger counterpart the decisions we made during the experiment.

True

False

Will I ever know who my stranger counterpart was?

Yes

Maybe

No

Will my stranger counterpart ever know who i am?

Yes

No

Will I always be playing with the same stranger counterpart?

Yes

No

Will I get paid for all the decisions I make?

Yes

No

In the decision above, what would you choose?

A

B

If you are sure about your answers, click below to proceed. If you've responded correctly to all the questions, the next screen will ask you for a password.

Once we have made sure that all responses to this questionnaire are correct and assisted those that had difficulties we will give you the password and you will all proceed to the actual games together.

Page 1

LOTTERY INSTRUCTIONS

We will now prepare two separate boxes, which are clearly labeled BOX 1 and BOX 2.

In BOX 1 we will put 2 tennis balls: 1 yellow one and 1 blue one, and we will leave the box in plain sight.

In BOX 2 we will put 4 tennis balls: 2 yellow ones and 2 blue ones. We will then remove 2 balls at random but we won't know which ones.

At the end of the session we will extract one tennis ball at random

Page 2

You will have to choose whether to "bet" or "not to bet".

If you don't bet you will receive a dollar amount "A", no matter which color is extracted.

If you bet you will receive 15.00 \$ ONLY IF one of the two colors is extracted, and zero if the other is extracted.

You will have to make multiple decisions for different values of "A".

To avoid confusion, you will first make all your decisions for one of the boxes, and then for the other (a message will warn you when the switch occurs).

If you don't have any questions you may start!

Appendix B

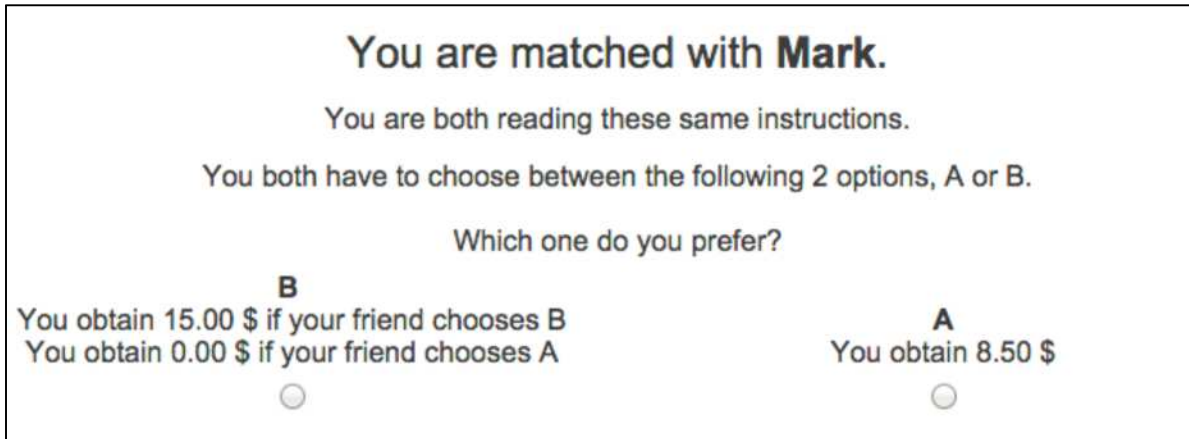


FIGURE B1. SCREENSHOT OF THE COORDINATION GAME.

Notes: In the example above, a participant is taking part in a “stag hunt game, in the friendship condition” (see Methods). Before taking part in the games, participants were asked to write the name of their friend, which then reappeared in the friendship condition (in the example above the participant’s friend’s name is “Mark”). In the stranger condition, one’s friend’s name was replaced with “a stranger”. In an “entry game”, in the “B” option, the letters “B” and “A” are simply exchanged.

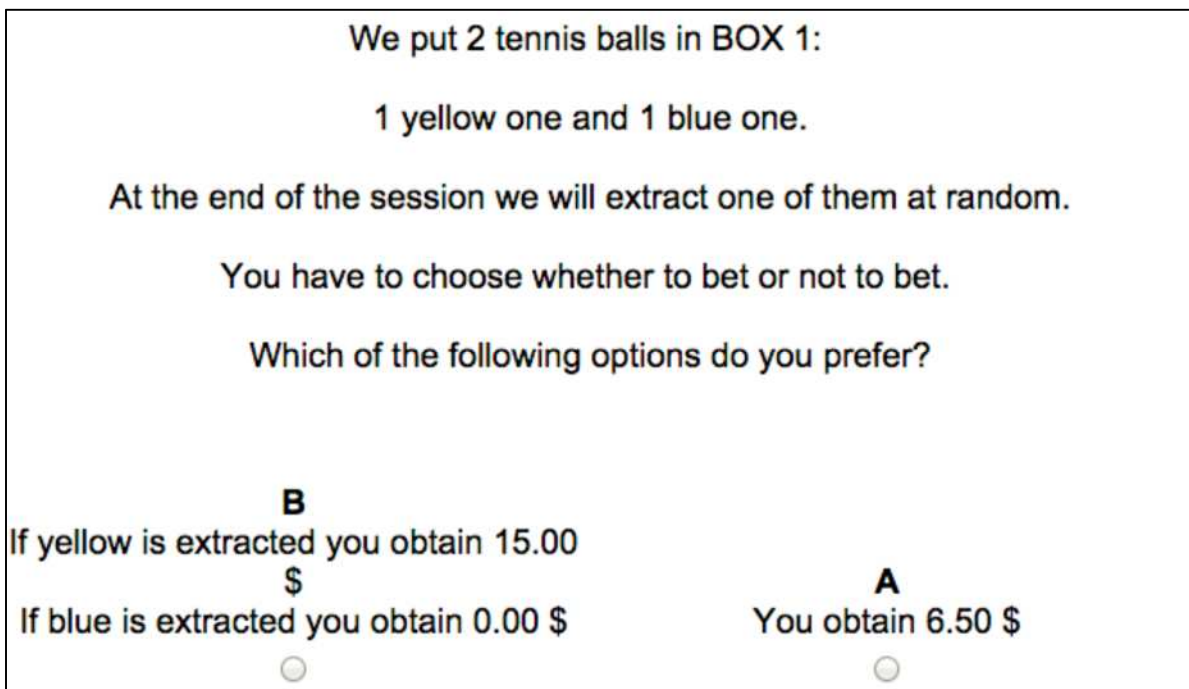


FIGURE B2. SCREENSHOT OF THE LOTTERY CONDITION.

Notes: As for the coordination games, in the lottery condition, participants were to choose between an uncertain option (“B”) and a lower paying but certain alternative (“A”). The outcome of the uncertain option depended on the extraction of a lottery containing a 1 “winning ball” and 1 “losing one”.

Appendix C

TABLE C1—PROSOCIAL CHOICES: MIXED EFFECTS LOGISTIC REGRESSIONS

Estimation method: Mixed Effects Logistic		
Controls for individual effects: Clustering		
Dependent variable: prosocial choice (dummy)		
Sure payoff	0.231***	(0.014)
Stag hunt Game (dummy)	4.849***	(0.184)
Stag hunt Game*Sure payoff	-0.556***	(0.019)
Friend Counterpart (dummy)	0.478***	(0.151)
Friend Counterpart*Sure payoff	-0.024	(0.018)
Stag hunt Game*Friend Counterpart	1.235***	(0.147)
Constant	-1.344***	(0.146)
No. Observations	6196	
No. Individuals	78	
Log-likelihood	-2989.958	

Notes: (Robust) Standard errors are in parentheses.

*** represents significance at the 1 percent level.

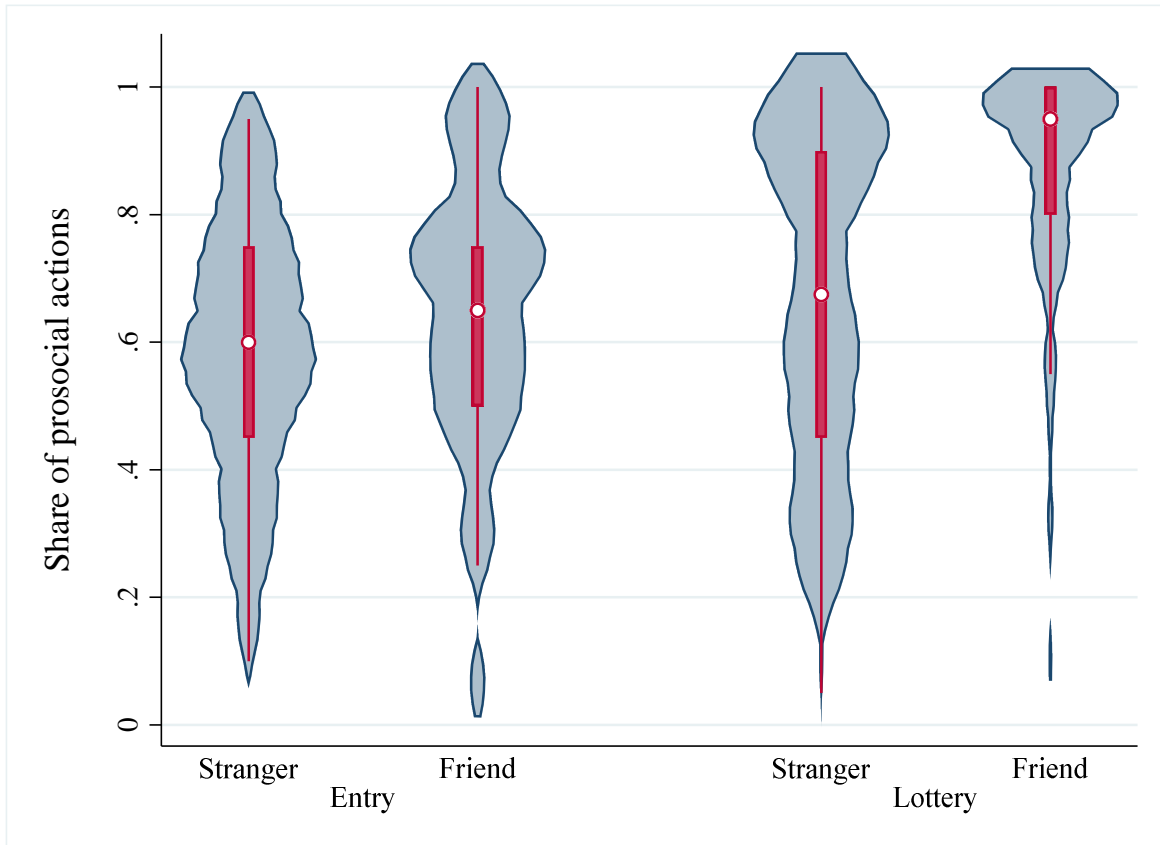


FIGURE C1. THE IMPACT OF FRIENDSHIP ON PROSOCIAL ACTIONS.

Notes: There are four violin plots. Each plot include a marker for the median, a box representing the interquartile range, spikes for the upper- and lower-adjacent values, and an overlaid estimated kernel density of the data at different values..

TABLE C2—TREMBLING AND FRIENDSHIP: MIXED EFFECTS LOGISTIC REGRESSIONS

Estimation method: Mixed Effects Logistic

Controls for individual effects: Clustering

Dependent variable: threshold (dummy)

Sure payoff	-0.066***	(0.015)
Stag hunt Game (dummy)	-2.415***	(0.198)
Stag hunt Game*Sure payoff	0.178***	(0.020)
Friend Counterpart (dummy)	-0.066	(0.164)
Friend Counterpart*Sure payoff	0.011	(0.018)
Stag hunt Game*Friend Counterpart	-0.366**	(0.152)
Constant	-0.578***	(0.142)

No. Observations	5848
------------------	------

No. Individuals	78
-----------------	----

Log-likelihood	-2615.490
----------------	-----------

Notes: (Robust) Standard errors are in parentheses.

*** represents significance at the 1 percent level.

** represents significance at the 5 percent level.

TABLE C3—COORDINATION AND EARNINGS: OLS REGRESSIONS

Estimation method: Ordinary Least Square

Controls for individual effects: Clustering

	Model 1		Model 2	
Dependent variable:	Coordination Rates		Payoff Rates	
Stag hunt Game	0.251***	(0.011)	2.675***	(0.098)
Friend Counterpart	0.047**	(0.022)	0.613***	(0.204)
Stag hunt Game*Friend Counterpart	0.097***	(0.027)	1.400***	(0.319)
Constant	0.411***	(0.008)	8.302***	(0.040)
No. Observations	312		312	
No. Individuals	78		78	
R ²	0.568		0.604	

Notes: (Robust) Standard errors are in parentheses.

*** represents significance at the 1 percent level.

** represents significance at the 5 percent level.

Appendix D

	-50	-40	-30	-20	-10	0	10	20	30	40	50
funny											
rational											
cautious											

FIGURE D1. A SCREENSHOT OF A SECTION OF THE SIMILARITY QUESTIONNAIRE.

Notes: The complete list of words is: smart, opinionated, driven, cooperative, competitive, self-critical, fun, funny, opinionated, lively, self-controlled, authoritative, disciplined, altruistic, idealistic, rational, generous, dynamic, cautious, and honest. Participants are instructed to rate each of these words twice. Once they are instructed the following: “If “0” represents the AVERAGE USC student, how much does each of the following traits represent ME? (A negative sign means a given trait represents you “less” than the average USC student, a “positive” sign that a given trait represents you more than the average USC student).” The second time, they are instructed the following: “If “0” represents the AVERAGE USC student, how much does each of the following traits represent [NAME OF PARTICIPANT’S FRIEND]? (Your answers will NOT be revealed to your friend, or anyone else, simply answer as honestly as possible).” The order of words is randomly shuffled in each of these two blocks. The Pearson’s correlation of self and friend ratings is used a perceived similarity measure.