

Herreiner, Dorothea K.; Puppe, Clemens

Working Paper

Envy Freeness in Experimental Fair Division Problems

Bonn Econ Discussion Papers, No. 28/2004

Provided in Cooperation with:

Bonn Graduate School of Economics (BGSE), University of Bonn

Suggested Citation: Herreiner, Dorothea K.; Puppe, Clemens (2004) : Envy Freeness in Experimental Fair Division Problems, Bonn Econ Discussion Papers, No. 28/2004, University of Bonn, Bonn Graduate School of Economics (BGSE), Bonn

This Version is available at:

<https://hdl.handle.net/10419/22905>

Standard-Nutzungsbedingungen:

Die Dokumente auf EconStor dürfen zu eigenen wissenschaftlichen Zwecken und zum Privatgebrauch gespeichert und kopiert werden.

Sie dürfen die Dokumente nicht für öffentliche oder kommerzielle Zwecke vervielfältigen, öffentlich ausstellen, öffentlich zugänglich machen, vertreiben oder anderweitig nutzen.

Sofern die Verfasser die Dokumente unter Open-Content-Lizenzen (insbesondere CC-Lizenzen) zur Verfügung gestellt haben sollten, gelten abweichend von diesen Nutzungsbedingungen die in der dort genannten Lizenz gewährten Nutzungsrechte.

Terms of use:

Documents in EconStor may be saved and copied for your personal and scholarly purposes.

You are not to copy documents for public or commercial purposes, to exhibit the documents publicly, to make them publicly available on the internet, or to distribute or otherwise use the documents in public.

If the documents have been made available under an Open Content Licence (especially Creative Commons Licences), you may exercise further usage rights as specified in the indicated licence.

BONN ECON DISCUSSION PAPERS

Discussion Paper 28/2004

Envy Freeness in Experimental Fair Division Problems

by

Dorothea K. Herreiner, Clemens Puppe

December 2004



Bonn Graduate School of Economics
Department of Economics
University of Bonn
Adenauerallee 24 - 42
D-53113 Bonn

The Bonn Graduate School of Economics is
sponsored by the

Deutsche Post  World Net

MAIL EXPRESS LOGISTICS FINANCE

Envy Freeness in Experimental Fair Division Problems

December 2004

Dorothea K Herreiner
Economics Department, Bowdoin College

Clemens Puppe
Department of Economics, University of Karlsruhe

Abstract: In the recent experimental literature several social preference models have been suggested that address observed behavior not reducible to the pursuit of self-interest. Inequality aversion is one such model where preferences are distributional. Frequently, envy is suggested as the underlying rationale for inequality aversion. Envy is a central criterion in the theoretical literature on fair division, whose definition (Foley 1967) differs from the more casual use of the word in the experimental literature. We present and discuss results from free-form bargaining experiments on fair division problems where the role of envy in Foley's sense can be analyzed and compared to social preferences. We find that envy freeness does matter as a secondary criterion.

Keywords: Fairness, Envy Freeness, Social Preferences, Bargaining

JEL Classification: A13, C78, C91, D63

Acknowledgments: We thank Steven Brams, Gary Charness, Karl Schlag, Reinhard Selten, Avner Shaked, and William Thomson for discussions and comments on this work in its early and developing stages. We are grateful for valuable research assistance by Sebastian Kube and Javier Sanchez Monzon and to Thorsten Chmura, Thomas Pitz and staff at the experimental lab at the University of Bonn for helping to conduct the experiments. We also appreciate the opportunity to use Reinhard John's and Katharina Pabel's classroom time to conduct our questionnaire. We thank participants of the 2003 conference of the Society for Advancement of Economic Theory, the 2003 Stony Brook Summer Festival of Game Theory and the 2002 Brazilian Workshop on Game Theory, and seminar participants at the Universities of Bonn and Karlsruhe for helpful comments. The Department of Economics at the University of Bonn, and the Fletcher Family Research Fund at Bowdoin College provided financial assistance.

Corresponding Author: Dorothea K Herreiner, Department of Economics, Bowdoin College, 9700 College Station, Brunswick, ME 04011; dherrein@bowdoin.edu, phone 207-725-3592, fax 207-725-3691.

1. Introduction

Over the last years, the experimental literature has produced many results that question the basic utility model in economics – behavior does not seem to be consistent with the exclusive pursuit of self-interest. By design, situations explored in experiments are usually ones where one individual's actions have an impact on other individuals. Fairness considerations are important in such strategic contexts. The old paradigm that utility is determined only by one's own payoff has been challenged in a series of papers that suggest and test different versions of distributional preferences. Prominent examples of this literature are Fehr/Schmidt (1999), Bolton/Ockenfels (2000), and Charness/Rabin (2002). Such distributional preferences imply interpersonal welfare comparisons that take monetary payoffs as the common scale.

Distributional preferences challenge the earlier literature in a very profound way – in the Arrow-Debreu world one of the main goals is to avoid *interpersonal* comparisons by formulating *intrapersonal* criteria of fairness. Foley (1967) suggested a criterion in that vein: *envy freeness*. A person is envy free if he or she does not prefer another person's bundle. An allocation is envy free if everybody is envy free, i.e. if nobody would be better off with someone else's bundle. No interpersonal utility comparisons are necessary; each individual compares bundles only with respect to his or her own scale. It is irrelevant how much another person likes someone else's bundle.

Probably the most frequently used criterion of social preferences is inequality aversion. Individuals are postulated to dislike differences in payoffs. Different metrics have been suggested to measure the differences in payoffs. They have in common that individual payoffs are combined; individual preferences are therefore used in an interpersonally comparable fashion. Frequent use is made of the word envy to motivate inequality aversion. Envy in this context refers to a feeling as expressed in "I am envious since you are better off than I am" – an interpersonal comparison; whereas envy according to Foley refers to a statement like "I am envious because I would be better off with what you have than with my own bundle" – an intrapersonal comparison.

We compare these two notions of envy in this paper. They cannot be distinguished in existing¹ experiments because monetary payoffs imply identical preference rankings for all individuals – more is better for everybody. To break this nexus we need to impose different preferences for different individuals. We can thus distinguish inequality aversion (allocation with the smallest payoff difference) from envy freeness (allocation where everybody likes the own bundle best) – we will be using the term “envy” in the Foley sense in the remainder of the paper.

In our experiments, we endow individuals with different preferences by assigning different individual values to the same objects. Obviously, any allocation of objects translates into a monetary payoff distribution. It could therefore be argued that our experiments rely on nothing else but an appropriate framing for distributional preferences. As we will show below (section two and treatment 3PERS-2-R3 in section three), that is not the case. Distributional preferences alone cannot explain our experimental results since we find systematic differences between allocations that induce the same payoff distribution – some of these differences can be attributed to envy freeness.

Our results are based on different methodologies: a questionnaire, and various 2- and 3-person free-form bargaining games. The indivisible good allocation problems we analyze in both settings are new and so is the imposition of individually different preference rankings. As some earlier studies, we find that inequality aversion is the most important criterion that – together with Pareto optimality – characterizes the choice of allocations. Our results provide some additional evidence about the trade-off between these two criteria.² More importantly, we show that if Pareto optimality and inequality aversion are not sufficient to determine a fair allocation, then envy freeness plays a role as a *secondary criterion*.

The next section illustrates the role of envy freeness in an example where no other criteria can be applied to explain observed choices. In section three, we describe our

¹ To our knowledge, the only paper that does not rely on identical preference orderings in this sense is Yaari/Bar-Hillel (1984). Their numeric examples, however, do not allow an analysis of the role of envy freeness.

² See Charness/Rabin (2002), Engelmann/Strobel (2004), Fehr/Naef/Schmidt (2004), and Kritikos/Bolle (2001) for experimental evidence and a discussion of the trade-off between efficiency and equity concerns.

experiments and the general results. The specific role of envy freeness is analyzed in section four. Section five concludes.

2. An Example: Envy Freeness as Sole Criterion

To illustrate the role of envy freeness and the basic type of division problems we will rely upon in this paper, consider the following example with three individuals 1, 2, and 3, and five indivisible objects A through E:

	A	B	C	D	E
1	40	2	3	25	30
2	14	26	8	26	26
3	10	26	26	12	26

The numbers in the table represent the payoff an individual (row) receives if he or she gets an object (column). Clearly, individuals have different preference rankings in this example. There are two allocations in this division problem that are interesting for our purposes: (A, BD, CE) and (A, DE, BC). Both allocations yield the same payoff vector of (40, 52, 52) and are Pareto optimal. Any version of distributional preferences and the Pareto criterion rank these two allocations the same. However, there is one decisive difference between them: allocation (A, BD, CE) is envy free whereas allocation (A, DE, BC) is not. In the latter distribution person 1 is envious of person 2 because she prefers bundle DE to bundle A ($55 > 40$).

This example allows one to evaluate the relevance of envy freeness keeping all other criteria constant – if envy freeness plays a role, then distribution (A, BD, CE) should be chosen significantly more frequently than allocation (A, DE, BC). If not, then both allocations should be chosen with the same frequency.

We presented the above example to two groups of students in a questionnaire.³ We asked each individual to act as an independent arbiter who has to determine the fairest

³ The questionnaires were distributed during the last 30 minutes of two different classes at the University of Bonn in the spring of 2001. Group 1 attended a class on “Theories of Distributive Justice” by the second author; group 2 attended a math class for economists (prerequisite for other economics classes). Students were told that the purpose of this questionnaire was to gather data for a research project. Students received no payoff other than the option to leave the class once they were done with the questionnaire. Details about the questionnaire can be obtained from the authors upon request.

distribution of the five indivisible objects between the three individuals. In both groups the two allocations (A, BD, CE) and (A, DE, BC) were the most frequently⁴ chosen:

	Group 1	Group 2	Total
# (A,BD,CE)	24	36	60
# (A,DE,BC)	8	19	27
sum	32	55	87
# answers	58	158	216
p-value	0.0035	0.0150	0.0003

In each group and in both groups together, the envy free distribution was chosen significantly more frequently than the other allocation – the p-values in the table indicate the one-tailed probability for those two allocations.

The result is more pronounced in group 1 than in group 2 – the difference between the two groups is significant at the 5% level in a Chi-square test ($\chi^2=0.4730$). Group 1 students had been exposed to the concept of envy freeness in the context of exchange economies with divisible goods prior to answering the questionnaire. Group 2 students had almost certainly never encountered the concept of envy freeness in any of their classes. In group 1, there are 4 students who explain⁵ their choice with envy freeness, there is only one such student in group 2.

The difference between the two groups suggests that envy freeness is a criterion that can be learnt and that it is appealing once it is understood. However, only very few individuals mention it. Envy freeness may simply be too abstract or complicated to be clearly expressed or rationalized when making allocative choices; nevertheless, it plays a significant role – whether or not individuals express it or are familiar with the concept. Envy freeness matters here, where no other criteria can be used to distinguish between

⁴ The most frequently chosen allocations in the two groups were as shown in the following table:

	A,BD,CE	A,DE,BC	A,BC,DE	A,D,C	AE,BD,C	A,B,C	AE,D,C
Group 1	41%	14%	10%	10%	3%	5%	3%
Group 2	23%	12%	9%	7%	6%	5%	4%

The bold entries are envy free allocations; overall 60% of group 1 and 49% of group 2 chose envy free allocations. Goods could be discarded.

⁵ Students could provide a written explanation in addition to indicating which allocation they would choose. The count is based on the *reasoning* used, not on the use of the *word* “envy free” itself.

the two allocations of interest. Whether and to what extent envy freeness matters if other criteria play a role too is discussed below.

3. Experiments and General Results

In addition to the questionnaire mentioned before, our results are based on free-form bargaining experiments in which individuals had to agree on an allocation of several objects within a given time period. The experiments were conducted at the experimental lab of the University of Bonn between May 2001 and November 2002. The experiments took place in an anonymous lab setting with participants communicating exclusively via networked computers. Experiments lasted on average 75 minutes (including the initial instructions). Participants were paid based on the allocations they agreed upon; the average payoff was €9. Participants were recruited by posting notices on campus. The majority of participants were economics, business, and law students. 50% of our participants were male/female. Each of our 204 participants attended one session only.

We ran two different kinds of experiments: 2-person bargaining games and 3-person bargaining games of which we did two different treatments in six sessions each. We will refer to them as 2PERS-1, 2PERS-2, 3PERS-1, and 3PERS-2 respectively. The 2-person bargaining games ran over five rounds with individuals matched pairwise. We had six sessions with 8 participants each – a total of $2 \cdot 6 \cdot 8 = 96$ individuals in the two treatments of 2PERS. The 3-person bargaining games had four rounds with individuals matched in groups of three. Each of the six sessions had 9 participants – a total of $2 \cdot 6 \cdot 9 = 108$ individuals in the two treatments of 3PERS. Participants were rematched in every round⁶ and never interacted with the same individual(s) twice.

In each round, the task for the matched group of players was to agree on an allocation of objects within a given time limit (10 minutes in 2PERS and 12 minutes in 3PERS). The relevant allocation problem was presented to the players of the same group on a computer screen that also allowed them to select allocations and exchange messages. On the left-

⁶ See appendix V for the matching. – Some bargaining problems were presented in different rounds of the same treatment and also in different treatments. We did not see any statistically significant differences in behavior in those different instances of the same game. For example, rounds 2 and 4 in 2PERS-2 have the same ordinal rankings and also the same cardinal rankings but for payoff differences of ± 1 : the same choice was made 22 (of 23) and 23 (of 24) times respectively – not a significant difference. The same applies when comparing either of these rounds to round 5 of 2PERS-1 – 21 (of 23) chose the same allocation which again is not significantly different. We therefore analyze rounds as independent observations.

hand side of the screen individuals found information about their own payoff and that of their matching partner(s), and about proposals.⁷ On the right-hand side of the screen there was a box to each object; by clicking on the appropriate boxes individuals could distribute objects between themselves and their matching partner(s). A selected allocation could be sent as a proposal to the matching partner(s) by clicking on a send button. The right-hand side of the screen also provided a chat window, where individuals could exchange messages.⁸ All proposals and all sent messages were saved in a log file. Once the sent proposals of the group of matched players coincided, players were asked to confirm their choices. If all players accepted the given allocation, then the round was over for that group of players; otherwise the group returned to further bargaining via proposals and messages until they agreed or time was up. If the allotted time expired without an agreement, then individuals received a zero payoff for that round. If individuals settled on an allocation before the round's time was up, they had to wait⁹ until all other groups had also finished. Payoffs of all four/five rounds were added up and paid out to participants at the end of the experiment. Experimental payoffs were given in Talers with an exchange rate of 12 Talers for DM1 in 2 PERS and 16 Talers for €1 in 3PERS.

Our experiments are different from others in the fast growing literature on fairness and models of distributional preferences not only in the kind of division problems we consider but also in that we assign different payoff rankings to individuals at the beginning of each round. Only by assuming different preferences for different individuals can we distinguish envy freeness in the Foley sense from other notions of fairness. All distributional preference criteria discussed in other studies can be evaluated in our experiments, too. Here, we mainly focus on the relationship between envy freeness (EF), inequality aversion (IA) and Pareto optimality (PO); we discuss elsewhere to what extent intentionality and reciprocity play a role.¹⁰

⁷ See the instructions in appendix III and IV for detailed screenplots. In 2PERS-1 the payoff information in the first two rounds was only ordinal – individuals saw their own and their matching partner's ranking of bundles. They knew that getting everything was worth 100 Talers (the experimental currency), getting nothing was worth 0 Talers. In all other rounds of 2PERS-1 and 2PERS-2 the payoff information was cardinal – individuals knew both players' rankings and the Taler values of the different bundles.

⁸ The communication was monitored to prevent any identifiable messages from being sent.

⁹ We provided magazines for the possible waiting period.

¹⁰ See Herreiner/Puppe (2004b).

In the 2-person bargaining games the two matched players had to distribute all four indivisible objects between themselves. Both players had different preferences over the 16 possible bundles. We imposed monotonicity, i.e. subsets of bundles were worth less, supersets were worth more. This is not relevant for our results, but it seemed more acceptable to participants. The bundle of all four objects was worth 100 Talers to both players, the empty bundle was worth nothing to both. The preference rankings used in 2PERS-1 and 2PERS-2 are shown in appendix I. We indicate which allocations were chosen how frequently in each round and what their properties are at the bottom of those tables. Based on that, the general nature of the chosen allocations in the two 2PERS treatments can be summarized¹¹ as

PO	EF	PO+EF	IA
85%	51%	39%	84%

In the 3-person bargaining games the three matched players had to distribute three indivisible objects and some Taler amount between themselves. In both 3PERS treatments all objects had to be allocated. In 3PERS-1 money could be split into any integer amounts and money could also be thrown away; in 3PERS-2 all money had to be distributed and the amount was not divisible. Payoffs for bundles (and money) were additive in the individual objects. The preferences imposed in 3PERS-1 and 3PERS-2 are shown in appendix II; the allocations chosen are indicated at the bottom of the table in the appendix. Analogous to the 2-person bargaining games the general nature of the chosen allocations in the 3-person bargaining games can be summarized¹² as

PO	EF	PO+EF	IA
92%	30%	92%	69%

It is obvious that Pareto optimality plays an important role. It is also clear that inequality aversion matters in many of the division problems. Envy freeness seems to be less important at first glance, however, envy freeness plays a role in its own right. Indeed, as

¹¹ The calculation for IA is based on rounds 3-5 of 2PERS-1 and rounds 1-5 of 2PERS-2 where the cardinal rankings were known. See Herreiner/Puppe (2004a) for an analysis of distributional preferences in the context of purely ordinal rankings.

¹² EF counts all allocations that are either envy free or where money is used exclusively to reduce envy. IA counts all allocations where the payoff difference between the richest and the poorest is the smallest possible.

the percentages for the 2-person bargaining games show: the set of chosen envy free allocations is not a subset of the chosen Pareto optimal allocations.

Not all of the division problems lend themselves equally well for an analysis of the role of envy freeness. Frequently, envy freeness of an allocation coincides with other properties and it is therefore difficult to isolate a decisive criterion. In the next section we will concentrate on those division problems where a clear role can be attributed to envy freeness or where its limitations emerge. We analyze whether envy freeness plays the role postulated in the theoretical literature.

4. The Role of Envy Freeness

To compare outcomes in different rounds with the goal of isolating the effect of envy freeness, division problems have to be used that offer comparable characteristics. Rounds 4 and 5 of 2PERS-1 and rounds 1, 2, 4, and 5 of 2PERS-2 consist of such problems. In each of those six division problems there are two focal allocations, both at the same ranks in the ordering with the higher ranked bundle two ranks above the lower ranked bundle.¹³ One of these two allocations is only Pareto optimal; the other is Pareto optimal and envy free. We compare these two allocations in

2PERS-1-R4	2PERS-2-R1	2PERS-2-R5	2PERS-1-R5	2PERS-2-R2	2PERS-2-R4
(AC,BD) (CD,AB)	(AB,CD) (AD,BC)	(AB,CD) (AD,BC)	(AB,CD) (AD,BC)	(AB,CD) (AD,BC)	(AB,CD) (AD,BC)
PO ↔ small payoff difference PO + EF ↔ large payoff difference			PO ↔ large payoff difference PO + EF ↔ small payoff difference		

In 2PERS-1-R4, 2PERS-2-R1, and 2PERS-2-R5 the PO (and not EF) allocation is also the one where payoff differences are minimized at 1. In those three cases, the PO *and* EF allocation on the other hand is one where the payoff differences are fairly large at 17. In the other three cases (2PERS-1-R5, 2PERS-2-R2, 2PERS-2-R4), the situation is exactly the opposite, the PO *and* EF allocation is the one where payoff differences are minimized at 1, and the (only) PO allocation has a fairly large payoff difference of 17. We illustrate the situation below for the rankings of 2PERS-2-R4 on the left and 2PERS-1-R4 on the

¹³ The allocations shown in the second row of the above table are both PO and EF; the allocations shown in the third row are only PO. For all these allocations, one of the two bundles is ranked 7 and the other is ranked 9. The cardinal payoffs are almost identical. See appendix I.

right. In the left situation the allocation that minimizes payoff differences is PO and EF. In the right situation the allocation that minimizes payoff differences is PO but not EF. The numbers to the right of the bundles of person 2 indicate the number of times an allocation (of the adjacent bundle for person 2 and the complementary bundle for person 1) was chosen by the 72 matched pairs¹⁴ considered.

		1		2			
		100	ABCD	ABCD	100		
		97	ABC	BCD	95		
		95	ACD	ABD	91		
		93	BCD	ABC	86		
		87	ABD	ACD	82		
		60	BC	BD	64		
PO+EF		47	AB	BC	52	1	66
		42	CD	AC	51	2	
PO		35	AD	CD	46	1	0
		33	BD	AB	32		
		29	AC	AD	28		70
		9	C	B	18		
		7	A	D	17		
		6	B	C	11		
		3	D	A	6		
		0	-	-	0		
							70

		1		2			
		100	ABCD	ABCD	100		
		95	ABC	ABD	98		
		92	BCD	ACD	95	1	
		89	ABD	ABC	87		
		82	ACD	BCD	84		
		60	AB	AD	64		
PO+EF		55	AC	AB	47	1	4
		50	BD	BC	43		1
PO		46	CD	BD	38	1	62
		35	AD	AC	30		1
		28	BC	CD	27		
		15	B	A	17		
		12	C	D	11		
		7	A	B	5		
		5	D	C	4		
		0	-	-	0		
							70

The comparison of these two situations allows us to abstract from the role of inequality aversion. It is obvious, that inequality aversion is a driving force behind the choices made here. If envy freeness does not play a role, then in both situations, the allocation with the minimal payoff difference should be chosen equally frequently. If that is not the case, then the hypothesis that envy freeness does play a role cannot be rejected. Assuming that the distribution in the right table represents average choice behavior in our experiments, i.e. assuming that on average 4 of 66 pairs of individuals choose the PO and EF allocation whereas 62 of 66 pairs choose the Pareto optimal allocation, we can test whether the distribution of the chosen allocations in the left table is significantly different. The p-value for the distribution on the left-hand side is 0.0161 in this case. We observe a significant difference between the two situations: the envy free allocation is chosen significantly more often. Envy freeness matters, it helps to discriminate between Pareto optimal allocations – as long as inequality aversion does not play a role.

¹⁴ There is a total of 6*4=24 pairs per round with 3 rounds that are considered for each situation; in both situations 2 pairs did not reach an agreement.

A similar conclusion can be drawn from the 3-person bargaining games. To test for envy freeness in this context, the fair division problems are constructed such that money can either be used to compensate envy or inequality. We saw before that inequality aversion is the dominant selection criterion; nevertheless, envy freeness also plays a role in this context. The kind of division problems considered can be illustrated by two examples from our questionnaire¹⁵

Independent Arbiter				"You are Person 3"					
		A	B	C			A	B	C
1	45	30	25	1	44	30	25		
2	35	40	25	2	35	36	29		
3	50	5	45	3	53	3	44		
$m=5$				$m=9$					

PO	1	2	3	0.55	
	0	5	0		
PO	1	2	3	0.19	$m_3 > m_1$
EF	m_1	m_2	m_3		
	1	2	3	0.01	$m_1 > m_3$
	m_1	m_2	m_3		
$m_1 + m_2 + m_3 \leq 5$					

PO	1	2	3	0.43	
	0	9	0		
PO	1	2	3	0.23	
EC	m_1	m_2	m_3		
	1	2	3	0.01	
	m_1	m_2	m_3		
$m_1 + m_2 + m_3 \leq 9$					

Chosen allocations are described by a goods vector in the first row and a money vector in the second row as shown above. The goods vector indicates which individual receives the good of that column (see header of matrix at top). The money vector indicates how much money is associated with the good of the respective column.

One focal allocation in this context is along the main diagonal – denoted as goods vector (1,2,3) above. However, that allocation induces envy. Person 3 prefers good A that is given to person 1 to good C. Focusing only on the allocations along the diagonal, who gets the money indicates what fairness criteria matter. The money can be used to either compensate the inequality by giving it to person 2 – the first allocations above with money vectors (0,5,0) and (0,9,0) respectively; both are Pareto optimal. Or the money can be used to compensate person 3’s envy – the second allocations above with money vectors (0,0,5) and (0,0,9).¹⁶ In the left case, the resulting allocation is both PO and EF.

¹⁵ We gave the questionnaire also to a third group of students attending a tutorial in the law department. The question discussed in section 2 was not part of the questionnaire handed out to that group of students.

¹⁶ Compensating envy first and then distributing the money equally between all players coincides with the so-called Money-Rawlsian solution discussed in Aragonés (1995). In both examples, this is the second allocation where no money is left once envy is taken care of.

Person 3's envy is compensated also in the right case, however, giving good 3 and all 9 money units to person 3, induces envy for person 2 – $29+9=38$ is better than receiving good B worth 36 for person 2. Giving all the money to person 3 for the main diagonal goods allocation in the right example yields a distribution that is PO and what we call envy compensating (EC): money is used to eliminate or reduce envy, but not all of the afflicted person's envy is compensated, or some but less envy is induced for another person.¹⁷

The numbers to the right of the allocations indicate how frequently the different diagonal allocations were chosen.¹⁸ The 19% and 23% respectively that chose the second allocation thereby compensating envy include all allocation choices where person 3 was assigned *more* money than person 1 (but not necessarily all the money). Analogously for the 1% that picked the third allocation that neither compensated envy nor inequality; here, all allocation choices were counted where person 1 got more money than person 3. It is obvious that among the chosen goods allocations along the main diagonal, inequality is addressed significantly more frequently than envy (by giving the money to person 2). However, the allocation where envy is addressed is in turn also chosen significantly more frequently than the third alternative where the money is neither used to compensate for inequality nor for envy. Obviously, there is a clear ranking in the importance of the different criteria: inequality aversion matters the most; envy freeness is relevant but to a lesser degree.

The two division problems from the questionnaire differ in the magnitude of inequality and envy; they also differ in the framing of the question – being the person who may suffer envy is not the same as inflicting envy in the role of an independent arbiter. Both factors may have contributed to the fact that envy freeness seems to matter more in the right case than in the left.

In the 3-player bargaining games 3PERS-1 and 3PERS-2 we used problems similar to the ones in the questionnaire. In 3PERS-1 money (m) was divisible and some or all of it

¹⁷ There is no envy free allocation in this game; the EC allocation is the one with the least envy.

¹⁸ This percentage is based on all three groups – a total of 267 observations (58+158+51). See appendix VI for details.

could be thrown away;¹⁹ in 3PERS-2 money (M) could not be discarded and it was indivisible to force individuals to choose between the different criteria.²⁰ Each of the two treatments had two rounds with a low degree of inequality and envy, and two rounds with a high degree of inequality and envy. The results for the bargaining games with a low degree of inequality and envy are

3PERS-1-R1				3PERS-1-R3				3PERS-2-R1				3PERS-2-R3							
	A	B	C		A	B	C		A	B	C		A	B	C				
1	45	35	20	1	45	35	20	1	45	25	30	1	45	15	40				
2	35	40	25	2	35	40	25	2	30	45	25	2	30	45	25				
3	50	5	45	3	50	5	45	3	50	5	45	3	50	5	45				
m=8				m=17				M=5				M=5							
				<u>16</u>				<u>17</u>				<u>18</u>				<u>17</u>			
PO	1	2	3	8	PO	1	2	3	12	PO	1	2	3	6	PO	3	2	1	11
	1	6	1			4	9	4		EF	0	0	5	6	EF	0	0	5	
	1	2	3	2	PO	1	2	3	2		1	2	3	6	PO	1	2	3	4
	0	5	0			5	7	5		PO	0	5	0	4	EF	0	0	5	
PO	1	2	3	2	PO	1	2	3	1	PO	1	2	3	4	PO	3	2	1	1
	3	3	2			5	6	5		PO	5	0	0	1	PO	0	5	0	
PO	1	2	3	1	PO	1	2	3	1	PO	3	2	1	1	PO	1	2	3	1
	3	5	0			6	6	5		PO	0	5	0	1	PO	0	5	0	
PO	1	2	3	1	PO	1	2	3	1		3	1	2	1		1	2	3	
	2	3	2			12	3	2			0	5	0	1			5	0	
PO	1	2	3	1										1					
	2	4	2																
PO	2	1	3	1															
	3	3	2																

The goods vector (1,2,3) indicates the allocation along the main diagonal; the allocation with goods vector (3,2,1) is along the main anti-diagonal. As before, the money vector underneath the goods vector indicates how much money is associated with each good; for instance the last allocation in 3PERS-1-R1 assigns A and 3 Talers to person 2, B and 3 Talers to person 1, and C and 2 Talers to person 3. The numbers to the right of each allocation indicate how many times an allocation was chosen.

With divisible money (left two cases in the table above), no compensation for envy can be observed; for the allocation along the main diagonal, addressing envy would require more money to be given to person 3 (who prefers good A to the received good C) than to

¹⁹ Money was thrown away in a total of 4 (of 66) cases – as can be seen in the table below. On two occasions (3PERS-1-R1) money was only used to compensate payoff inequality but not to provide any additional payoff. In the other two cases (3PERS-1-R1 and 3PERS-1-R3) the same amount of money was given to all three individuals and one additional Taler was given to the individual with the lower payoff.

²⁰ We are grateful to Gary Charness for suggesting we use indivisible money for this very reason.

the other two individuals – this does not occur. With indivisible money envy free allocations become the most frequently chosen, although this effect is not statistically significant. In particular, no significant results can be derived for 3PERS-2-R1, even though the envy free allocation is among the most frequently chosen ones.

In the right-most matrix (3PERS-2-R3), the main anti-diagonal allocation (3,2,1) is a Pareto optimal allocation that is also envy free if the money is given to person 1. This allocation and the other envy free allocation along the main diagonal, (1,2,3), with the money given to the third person are chosen much more frequently (11+4=15) than any other allocation. However, conclusions for envy freeness are weakened in this case by the fact that the same allocations would also have been chosen on the basis of inequality aversion, Pareto optimality and from a utilitarian perspective. On the other hand, for the allocation along the main diagonal money was assigned to person 3 significantly more frequently than to either of the other two individuals (trinomial p-value is 0.0247); the envy free allocation was therefore indeed chosen significantly more frequently.

The main anti-diagonal allocation (3,2,1) with all money being given to person 1 seems to be particularly enticing. It is chosen almost thrice as frequently as the allocation with the *same* payoffs along the main diagonal, (1,2,3), and all money being given to person 3 – a significant difference with a p-value of 0.0592 for a one-tailed test. It shows very clearly that our set-up with imposed individually different preferences over indivisible objects and bundles is *not* a neutral framing for distributional preferences. It matters which goods are given to which individual, even if the resulting payoff distribution is the same for two different allocations.

Comparing those two allocations with identical payoff vector and analyzing how money is used in relation to the goods vectors allows another possible explanation for the choice of the main anti-diagonal goods allocation. It seems that using money to compensate the worst off individual, while at the same time avoiding envy, is more acceptable than giving money to one of three individuals in an equitable allocation and thereby compensating envy; in other words, money is used to compensate inequalities, not to generate them, although the resulting payoff distributions are identical. Such reasoning suggests a perceived procedural interpretation of the allocation problem.

The relevance of envy freeness is more obvious when the degree of inequality and envy is larger as is the case in the remaining examples of 3PERS:

3PERS-1-R2			3PERS-1-R4			3PERS-2-R2			3PERS-2-R4								
			A	B	C				A	B	C				A	B	C
1	38	31	31	1	38	31	31	1	38	31	31	1	38	31	31		
2	33	34	33	2	33	34	33	2	33	34	33	2	31	38	31		
3	60	2	38	3	60	2	38	3	60	2	38	3	60	2	38		
			m=13				m=7				M=7				M=7		
			<u>15</u>				<u>18</u>				<u>18</u>				<u>16</u>		
PO	1	2	3	PO	1	2	3	PO	1	2	3	PO	3	2	1		
	3	7	3		1	5	1		0	7	0	EF	0	0	7		
PO	1	2	3	PO	1	2	3	PO	3	2	1	EC	1	2	3		
	4	5	4		2	3	2		0	0	7	EC	0	0	7		
PO	1	2	3	PO	1	2	3	EC	1	2	3	PO	1	2	3		
	5	5	3	EC	0	3	4	EC	0	0	7	PO	7	0	0		
PO	1	2	3	PO	1	2	3	PO	1	2	3	PO	1	2	3		
EC	3	4	6	EC	1	2	4	PO	7	0	0	PO	0	7	0		
	1	2	3		1	2	4										
	6	7	0														

As before, envy freeness is basically not addressed in the left two scenarios where money is divisible, although for three (of 33) allocations along the main diagonal person 3 received a larger amount of money than person 1 (and 2). The inequality that would ensue if envy were compensated as much as possible (money vectors (0,0,13) and (0,0,7) for the main diagonal allocation) seems to be too large and therefore unacceptable. In the third example above (3PERS-2-R2) where money is indivisible, inequality is addressed most frequently, although the level of inequality generated by assigning the money to person 2 is comparable to the one in the goods-only allocation (disposing money was not an option in 3PERS-2); all other allocations exhibit larger payoff inequities. In the second and third allocation envy is reduced through money allocation²¹ – however with only six observations, envy concerns are clearly placed behind inequality concerns.

In the last example in 3PERS on the right, money is indivisible and the main diagonal allocation has much less inequality than the anti-diagonal allocation. The main anti-diagonal allocation is envy free if the money is given to the the first person together with

²¹ In both cases good C is allocated together with the 7 money units. Giving them to person 1 or 3 as in these cases, induces envy for person 2 – 33+7=40 is better than the 34 associated with good B. Moreover, in the third allocation along the main diagonal person 3’s envy cannot be compensated entirely – giving all 7 Talers to person 3 only reduces envy from 22 to 15.

good C, whereas with the main diagonal allocation can at best be envy compensating if the money is given to the third person along with good C – the money compensates scarcely $\frac{1}{3}$ of person 3's envy. Whether this is the decisive difference leading to the substantially more frequent choice of the anti-diagonal allocation is not clear. The main anti-diagonal allocation is Pareto optimal and utilitarian, whereas the main diagonal allocation is not Pareto optimal if the third person receives the money to reduce envy. Moreover, if the earlier point about the perceived procedural aspects of the allocation applies, then the decisive criterion may be whether or not money reduces or increases the inequality of the goods allocation – improving the worst individual's lot (from 31 to 38) is clearly better in that case than introducing inequality by helping one individual receive more than the others (45 instead of 38).

5. Conclusion

Envy freeness is a very important criterion in the theoretical fairness literature. We have shown here that it plays a role in indivisible goods bargaining games. However, its role is limited to that of a secondary criterion that matters only if other, less sophisticated criteria have no discriminatory power. Notwithstanding its elegance and theoretical appeal, envy freeness seems to be too abstract and complicated to be empirically relevant.

Interpersonal comparisons, on the other hand, seem to be deeply ingrained in human behavior no matter their lack of theoretical foundations. Individuals rely on distributional preferences even without cardinal payoff information as we have shown in Herreiner/Puppe (2004a). Whether the reliance on distributional preferences depends on the specific context and division problem remains an open question. Fehr/Schmidt (1999) contend that distributional preferences can explain many hitherto startling phenomena. Given that envy freeness requires information only about one's own preferences, it could conceivably be more powerful in situations with incomplete information. It may be worthwhile to explore the role of envy freeness in particular and fairness criteria in general as a function of the information structure of fair division problems.

Although our analysis provides strong evidence in support of inequality aversion as an empirically important fairness criterion, it also shows the limitations of distributional preferences. Different allocations yielding the same payoff vector are chosen with

significantly different frequencies. It seems that other criteria, like envy freeness, and/or perceived procedural aspects matter. Bereby-Meyer/Niederle (2004) make a related point when they show that intentionality and therefore reciprocity matter and are not accounted for by distributional preferences.

One new and important aspect of our approach here is that we endow individuals with different preferences over objects to make testing for envy freeness possible. The results are overall not encouraging for envy freeness, although we have demonstrated that envy freeness matters if other, simpler criteria are not applicable. We view our study as a first step towards a more comprehensive analysis of interpersonal versus intrapersonal fairness criteria. One aspect that may be relevant in such an analysis is the versatility and pertinence of fairness criteria in different settings. For instance, we suspect that laboratory experiments by design present decision problems that are sufficiently straightforward to facilitate if not imply the use of interpersonal comparisons; interpersonal comparisons may be more (or too) complex and difficult in real-life situations that are not as transparent and well-defined.

Interpersonal comparisons seem²² to play a more important role in the bargaining games than in the questionnaire settings; whereas envy seems to play a markedly less prominent role in bargaining games than in the questionnaires. Strategic interaction and competition appear to favor interpersonal comparisons, whereas the neutral role of arbiter seems to assuage such comparisons. Not surprisingly, being assigned the role of the potentially envious individual pushes envy concerns even further in the questionnaire at the expense of inequality aversion. Fehr/Naef/Schmidt (2004) provide evidence that being in a strategic situation increases the importance of the fairness motive (in the sense of inequality aversion) at the expense of efficiency considerations. Being in a strategic game may also focus attention more on each other's payoffs thereby inducing interpersonal comparisons at the expense of intrapersonal fairness criteria.

²² Compare the 63% (10/16) who use the money to compensate for inequality in 3PERS-1-R1 with the 55% who did so in question 7 of the questionnaire (see page 10 and appendix VI); 19% choose to compensate envy in question 7 of the questionnaire while nobody compensates envy in the experimental bargaining games of 3PERS-1-R1.

Appendix I: 2-Person Bargaining Games

Experiment²³ 2PERS-1

R1				R2				R3				R4				R5							
n.a.	1	2	n.a.	n.a.	1	2	n.a.	1	2	100	ABCD	ABCD	100	100	ABCD	ABCD	100	100	ABCD	ABCD	100		
100	ABCD	ABCD	100	100	ABCD	ABCD	100	100	ABCD	ABCD	100	100	ABCD	ABCD	100	100	ABCD	ABCD	100	100	ABCD	ABCD	100
95	ABC	BCD	98	98	ABC	BCD	94	98	ABC	ABC	97	95	ABC	ABD	98	98	ABC	BCD	94	98	ABC	BCD	94
92	ACD	ABD	95	96	ACD	ABD	90	95	ABD	ABD	96	92	BCD	ACD	95	96	ACD	ABD	90	92	ACD	ABD	90
89	BCD	ABC	87	92	BCD	ACD	86	93	CBD	ACD	91	89	ABD	ABC	87	92	BCD	ABC	86	89	BCD	ABC	86
82	ABD	ACD	84	88	ABD	ABC	81	83	ACD	CBD	88	82	ACD	BCD	84	88	ABD	ACD	81	82	ACD	BCD	84
60	BC	BD	64	60	BD	CD	64	66	AB	BC	75	60	AB	AD	64	66	AB	BD	64	60	AB	AD	64
55	AB	BC	47	45	AC	BC	53	57	CD	AC	45	55	AC	AB	47	45	AC	BC	53	55	AC	AB	47
50	CD	AC	43	40	CD	AD	50	53	BC	BD	42	50	BD	BC	43	53	BC	AD	50	50	BD	BC	43
46	AD	CD	38	36	AB	AC	44	46	AD	CD	40	46	CD	BD	38	46	AD	CD	44	46	CD	BD	38
35	BD	AB	30	30	AD	BD	32	45	BD	AB	28	35	AD	AC	30	45	BD	AB	32	35	AD	AC	30
28	AC	AD	27	28	BC	AB	26	20	AC	AD	19	28	BC	CD	27	20	AC	AD	26	28	BC	CD	27
15	C	B	17	9	C	D	19	9	B	A	8	15	B	A	17	9	C	B	19	15	B	A	17
12	A	D	11	8	A	B	15	5	A	B	7	12	C	D	11	8	A	D	15	12	C	D	11
7	B	C	5	5	B	C	10	3	C	C	3	7	A	B	5	5	B	C	10	7	A	B	5
5	D	A	4	2	D	A	7	1	D	D	2	5	D	C	4	2	D	A	7	5	D	C	4
0	-	-	0	0	-	-	0	0	-	-	0	0	-	-	0	0	-	-	0	0	-	-	0

AB	CD	10	PO	EF	AB	CD	10	PO	EF	BD	AC	14	PO	EF	CD	AB	21	PO	EF	AB	CD	21	PO	EF
AD	BC	6	PO		BD	AC	8	PO	EF	AD	BC	7	PO		AC	BD	1	PO	EF	CD	AB	1		
BD	AC	2			AD	BC	2		EF	AB	CD	2	PO	EF						C	ABD	1	PO	
AC	BD	2	PO		BC	AD	1																	
CD	AB	1			AC	BD	1																	
ACD	B	1	PO																					
ABCD	-	1	PO																					
			23					22					23					22					23	

Experiment 2PERS-2

R1				R2				R3				R4				R5								
1	2	100	100	1	2	100	100	1	2	100	100	1	2	100	100	1	2	100	100	1	2	100	100	
100	ABCD	ABCD	100	100	ABCD	ABCD	100	100	ABCD	ABCD	100	100	ABCD	ABCD	100	100	ABCD	ABCD	100	100	ABCD	ABCD	100	100
95	ABC	BCD	98	98	ABC	BCD	94	98	ABC	ABC	97	97	ABC	BCD	95	96	ABC	BCD	97	96	ABC	BCD	97	97
92	ACD	ABD	95	96	ACD	ABD	90	95	ABD	ABD	96	95	ACD	ABD	91	91	ACD	ABD	93	91	ACD	ABD	93	93
89	BCD	ABC	87	92	BCD	ACD	86	93	CBD	ACD	91	93	BCD	ABC	86	90	BCD	ABC	88	90	BCD	ABC	88	88
82	ABD	ACD	84	88	ABD	ABC	81	83	ACD	CBD	88	87	ABD	ACD	82	83	ABD	ACD	86	83	ABD	ACD	86	86
60	BC	BD	64	60	BC	BD	64	66	AB	BC	75	60	BC	BD	64	66	AB	BD	64	60	BC	BD	64	64
55	AB	BC	47	45	AB	BC	53	57	CD	AC	45	47	AB	BC	52	56	AB	BC	46	47	AB	BC	46	46
50	CD	AC	43	40	CD	AC	50	53	BC	BD	42	42	CD	AC	51	52	CD	AC	41	42	CD	AC	41	41
46	AD	CD	38	36	AD	CD	44	46	AD	CD	40	46	AD	CD	46	45	AD	CD	39	46	AD	CD	39	39
35	BD	AB	30	30	BD	AB	32	45	BD	AB	28	33	BD	AB	32	39	BD	AB	35	33	BD	AB	35	35
28	AC	AD	27	28	AC	AD	26	20	AC	AD	19	29	AC	AD	28	31	AC	AD	30	29	AC	AD	30	30
15	C	B	17	9	C	D	19	9	B	A	8	9	C	B	18	14	C	B	16	9	C	B	16	16
12	A	D	11	8	A	B	15	5	A	B	7	7	A	D	17	13	A	D	14	7	A	D	14	14
7	B	C	5	5	B	C	10	3	C	C	3	6	B	C	11	8	B	C	7	3	B	C	7	7
5	D	A	4	2	D	A	7	1	D	D	2	3	D	A	6	2	D	A	4	1	D	A	4	4
0	-	-	0	0	-	-	0	0	-	-	0	0	-	-	0	0	-	-	0	0	-	-	0	0

AD	BC	19	PO		AB	CD	22	PO	EF	BD	AC	11	PO	EF	AB	CD	23	PO	EF	AD	BC	22	PO	
AB	CD	2	PO	EF	BC	AD	1	PO		AD	BC	9	PO		CD	AB	1			BC	AD	1	PO	
ACD	B	1	PO																	AB	CD	1	PO	EF
BD	AC	1																						
CD	AB	1																						
			24					23					20					24					24	

²³ In 2PERS-1 “n.a.” indicates that in those two rounds participants saw only the ordinal rankings of both players, not the Taler payoffs corresponding to the bundles.


Appendix III: 2-Person Bargaining Games Sample Instructions (2PERS-2) and Screenplots

(The following is a translation of the German instructions for EXP 1 – as close as possible to the German original. The original instructions are available upon request from the authors.)

In this experiment you will repeatedly have to distribute several goods between yourself and a partner. The experiment has five independent rounds, each of which you will play with a different partner. In each round you will be given four goods, and you will have to agree with your partner on a distribution of these goods.

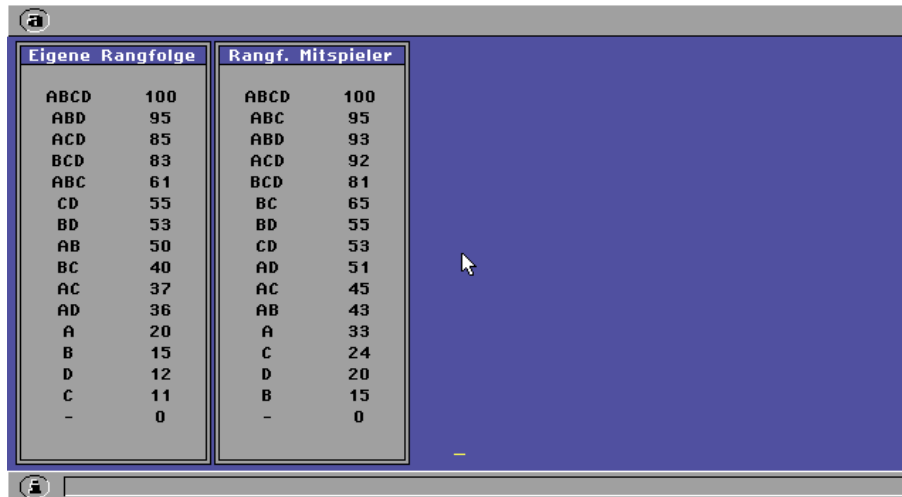
There will be four new goods in each round. The goods are referred to as A, B, C and D, respectively. You can think of any kind of object and any kind of division problem. The goods themselves are indivisible, i.e. each good can either be given to you or to your partner. All goods have a positive value. The more goods you receive, the better. However, the value of the goods is different for you and your partner. In each round, we give you a ranking of the bundles of goods in which the values of the bundles are listed in descending order. In each round, you will be given a new ranking. The ranking gives the value of each bundle of goods in Taler (T), our experimental currency. If you agree with your partner on a distribution of goods, you will receive the Taler amount corresponding to your bundle of goods. At the end of the experiment, these Taler amounts will be converted in Deutsche Mark (DM) and paid out to you.

For example, your ranking could look as follows:



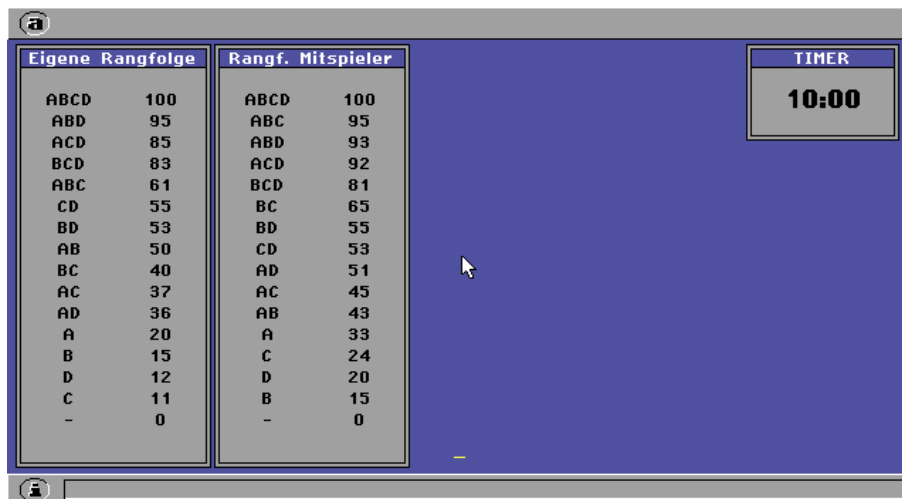
Eigene Rangfolge	
ABCD	100
ABD	95
ACD	85
BCD	83
ABC	61
CD	55
BD	53
AB	50
BC	40
AC	37
AD	36
A	20
B	15
D	12
C	11
-	0

In this case, your most preferred bundle consists of goods A, B, C and D; it is worth T 100. Thus, if you and your partner agreed that he gets nothing and you get all four goods, then you would receive T 100. Your second best bundle is ABD, for which you would receive T 95 if you agreed with your partner that you get ABD and he gets C. Observe that the value of bundles of goods cannot be derived from the values of the single goods. For instance, good C alone is worth T 11 and good D alone is worth T 12, but both goods combined (CD) are worth T 55 to you. It is also possible that a good is worth little when added to another bundle, e.g. the bundle ABD is worth T 95 to you and adding C increases the value of the bundle only to 100 (ABCD), although good C alone is worth 11. In this case, good C does not add much value to the bundle ABD. The goods complement each other in different ways depending on the specific goods with which they are combined. Therefore, for all evaluations in this experiment you have to look at all bundles of goods and not only at the values of single goods. Your partner also gets a ranking of his valuations. On the screen, you will see your partner's ranking next to your own. This may look as follows:



Eigene Rangfolge		Rangf. Mitspieler	
ABCD	100	ABCD	100
ABD	95	ABC	95
ACD	85	ABD	93
BCD	83	ACD	92
ABC	61	BCD	81
CD	55	BC	65
BD	53	BD	55
AB	50	CD	53
BC	40	AD	51
AC	37	AC	45
AD	36	AB	43
A	20	A	33
B	15	C	24
D	12	D	20
C	11	B	15
-	0	-	0

Please start each round by carefully looking at both rankings. The rankings will be different in each round. Each round of this experiment lasts 10 minutes at most. This time is indicated at the top right side of the screen and will be counted down to 0:00 during the round. Within this time span you have to reach an agreement with your partner on who gets which good. If you do not agree within 10 minutes, neither of you will receive anything in this round.



Eigene Rangfolge		Rangf. Mitspieler	
ABCD	100	ABCD	100
ABD	95	ABC	95
ACD	85	ABD	93
BCD	83	ACD	92
ABC	61	BCD	81
CD	55	BC	65
BD	53	BD	55
AB	50	CD	53
BC	40	AD	51
AC	37	AC	45
AD	36	AB	43
A	20	A	33
B	15	C	24
D	12	D	20
C	11	B	15
-	0	-	0

TIMER
10:00

You reach an agreement with your partner by sending him a proposal or by waiting for his proposal. Each of you can make a proposal at the same time. Your partner's proposal appears in the top middle section and your own proposal appears directly beneath. In *both* proposal lines, the goods you get appear in *green*, those received by your partner in *red*. To make a proposal, select the goods you want to receive by clicking on the corresponding buttons, and then send the proposal by clicking on the "send" button.

The screenshot shows a software interface for a game. It features two ranking tables, a proposal section, and a timer.

Eigene Rangfolge		Rangf. Mitspieler	
ABCD	100	ABCD	100
ABD	95	ABC	95
ACD	85	ABD	93
BCD	83	ACD	92
ABC	61	BCD	81
CD	55	BC	65
BD	53	BD	55
AB	50	CD	53
BC	40	AD	51
AC	37	AC	45
AD	36	AB	43
A	20	A	33
B	15	C	24
D	12	D	20
C	11	B	15
-	0	-	0

On the right, the 'Vorschlag des Mitspielers' section shows buttons for A, B, C, and D. Below it, the 'Eigener Vorschlag' section shows buttons for A, B, C, and D. The A, B, and C buttons are green, while the D button is red. A 'Senden' button is located to the right of the 'Eigener Vorschlag' buttons. A timer in the top right corner shows '10:00'.

You can change your proposal at any time by clicking on the A, B, C, D buttons. Every click changes the color of the button and therefore moves the good from you (green) to your partner (red) or vice versa. Unless you send your proposal, your partner cannot see your current selection. The most recent proposal you sent can be seen in your ranking on the left – your corresponding bundle is shown in a green box.

This screenshot is identical to the one above, but with a change in the ranking table. In the 'Eigene Rangfolge' table, the row for 'ABC' is highlighted with a green background, indicating it is the most recent proposal sent.

Eigene Rangfolge		Rangf. Mitspieler	
ABCD	100	ABCD	100
ABD	95	ABC	95
ACD	85	ABD	93
BCD	83	ACD	92
ABC	61	BCD	81
CD	55	BC	65
BD	53	BD	55
AB	50	CD	53
BC	40	AD	51
AC	37	AC	45
AD	36	AB	43
A	20	A	33
B	15	C	24
D	12	D	20
C	11	B	15
-	0	-	0

Do not delay sending your proposal because your partner will otherwise not know what you propose. You can change your mind at any time and send a new proposal.

The screenshot shows the game interface with two ranking tables and proposal sections.

Eigene Rangfolge		Rangf. Mitspieler	
ABCD	100	ABCD	100
ABD	95	ABC	95
ACD	85	ABD	93
BCD	83	ACD	92
ABC	61	BCD	81
CD	55	BC	65
BD	53	BD	55
AB	50	CD	53
BC	40	AD	51
AC	37	AC	45
AD	36	AB	43
A	20	A	33
B	15	C	24
D	12	D	20
C	11	B	15
-	0	-	0

Proposal sections:

- Vorschlag des Mitspielers:** A (red), B (green), C (green), D (green)
- Eigener Vorschlag:** A (green), B (green), C (green), D (red)

Timer: 10:00

Buttons: Senden

In order to convince a partner to accept your proposal, you can exchange messages in a “chat” window at the bottom right by commenting on your or your partner’s proposal. To write in the chat line (max. 80 characters), you have to click on it with the mouse. Press the “enter” key to send a comment. If you want to leave the chat line without writing anything or without sending a comment, you have to press the “Esc” button. If you want to change your proposal after having sent a comment, you will need to leave the chat line first.

The screenshot shows the game interface with the chat terminal window open.

Eigene Rangfolge		Rangf. Mitspieler	
ABCD	100	ABCD	100
ABD	95	ABC	95
ACD	85	ABD	93
BCD	83	ACD	92
ABC	61	BCD	81
CD	55	BC	65
BD	53	BD	55
AB	50	CD	53
BC	40	AD	51
AC	37	AC	45
AD	36	AB	43
A	20	A	33
B	15	C	24
D	12	D	20
C	11	B	15
-	0	-	0

Proposal sections:

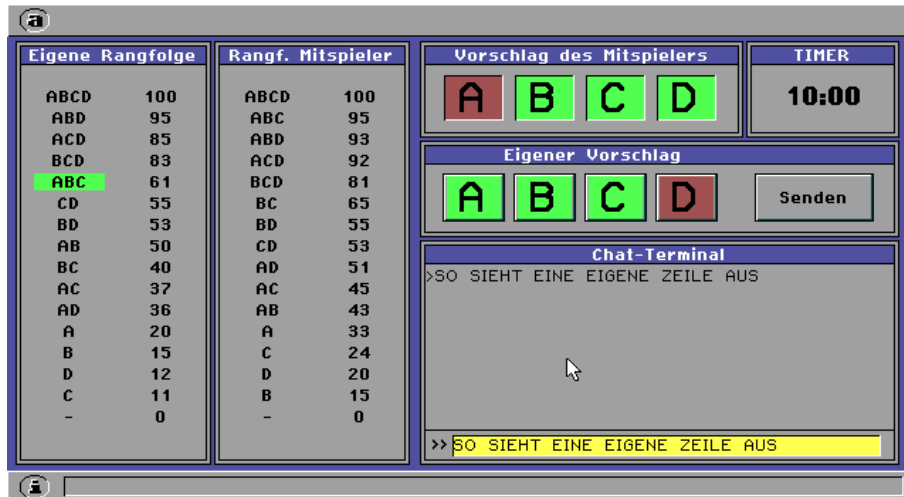
- Vorschlag des Mitspielers:** A (red), B (green), C (green), D (green)
- Eigener Vorschlag:** A (green), B (green), C (green), D (red)

Timer: 10:00

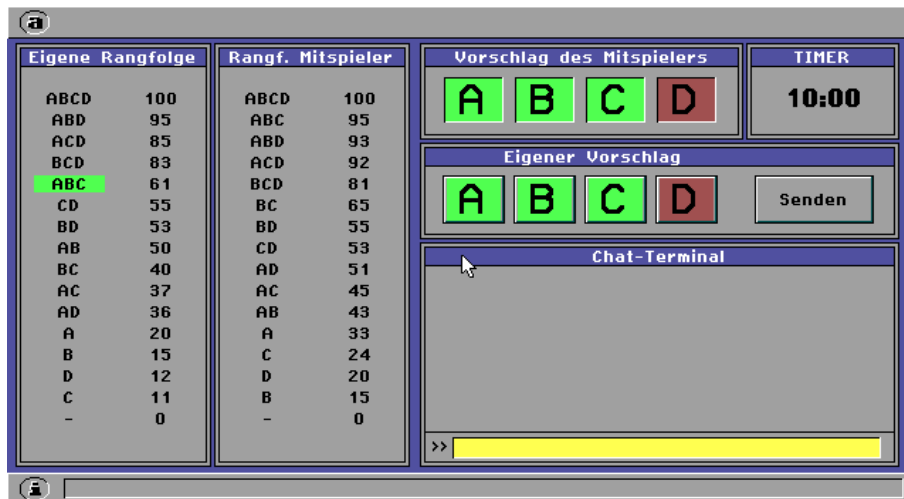
Buttons: Senden

Chat-Terminal: >> HIER KANN MAN ETWAS EINGEBEN_

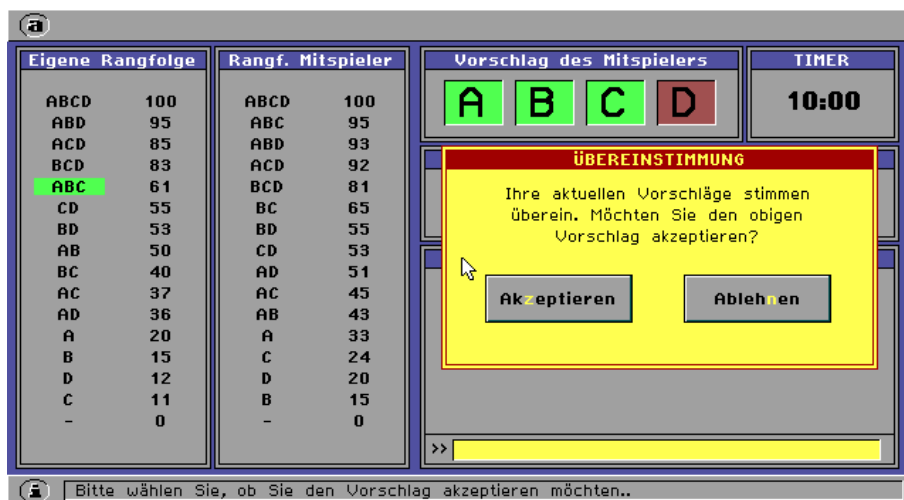
Your own comments appear in the chat terminal window with a leading “>” sign; your partner’s comments are shown without any additional sign at the beginning.



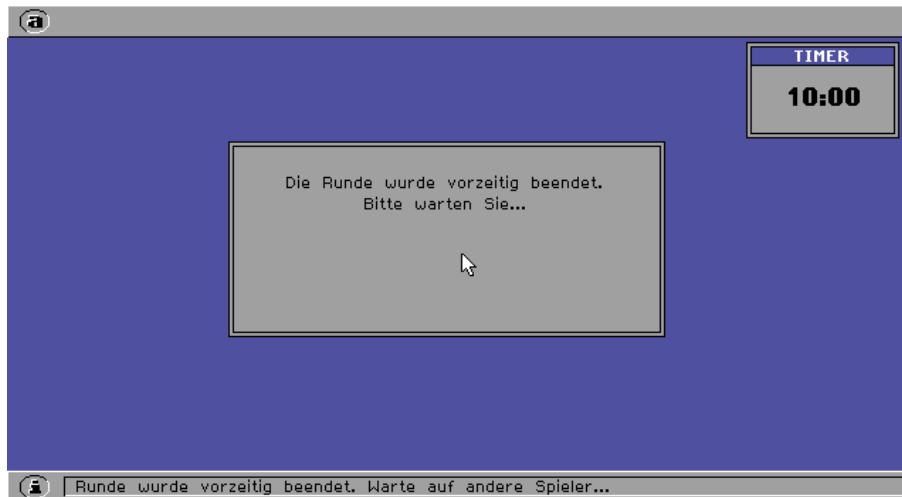
If the colors of all buttons in your proposal coincide with the colors of the buttons in your partner's proposal, then you have made identical proposals.



You will then be asked whether you want to accept that proposal.



If you and your partner select “Accept” the proposal is accepted and the round is over. If neither or only one of you accepts the proposal, then the round continues, i.e. you can make new proposals or repeat old proposals, and chat. A round is over either if you have both accepted a proposal or if the time limit is reached. If the round has ended before the time limit, you will have to wait until the round is over for all other players – this will be indicated by an acoustic signal. Then, the next round starts for everybody.



At the end of each round you receive the Taler amount corresponding to your bundle of goods. If you did not reach an agreement with your partner you receive no bundle of goods and therefore no Taler amount. The Taler amounts you received will be added over the rounds and converted into DM at the end of the experiment. T 12 equal DM 1.

You will play with a different player in each round of the experiment, hence you *never* play with someone you have already played with. You and your partner *do not know* with whom you play; you will be matched anonymously. What proposals you make, what comments you send, and what bundle of goods you receive in any given round has *no* impact on your or your partner's ranking of bundles, or on the matching of partners in future rounds.

Please do not mention your name and do not make any comments that could reveal your identity. If you violate this rule you will receive no payment!

All relevant information will appear on the screen. A status line at the bottom of the screen indicates the current state of the experiment. Before starting the experiment, you receive a number that corresponds to your computer terminal and you will be paid at the end based on your number.

Do you have any questions?

Please switch off your cell phones for the duration of the experiment.

Thank you for your cooperation.

Good Luck.

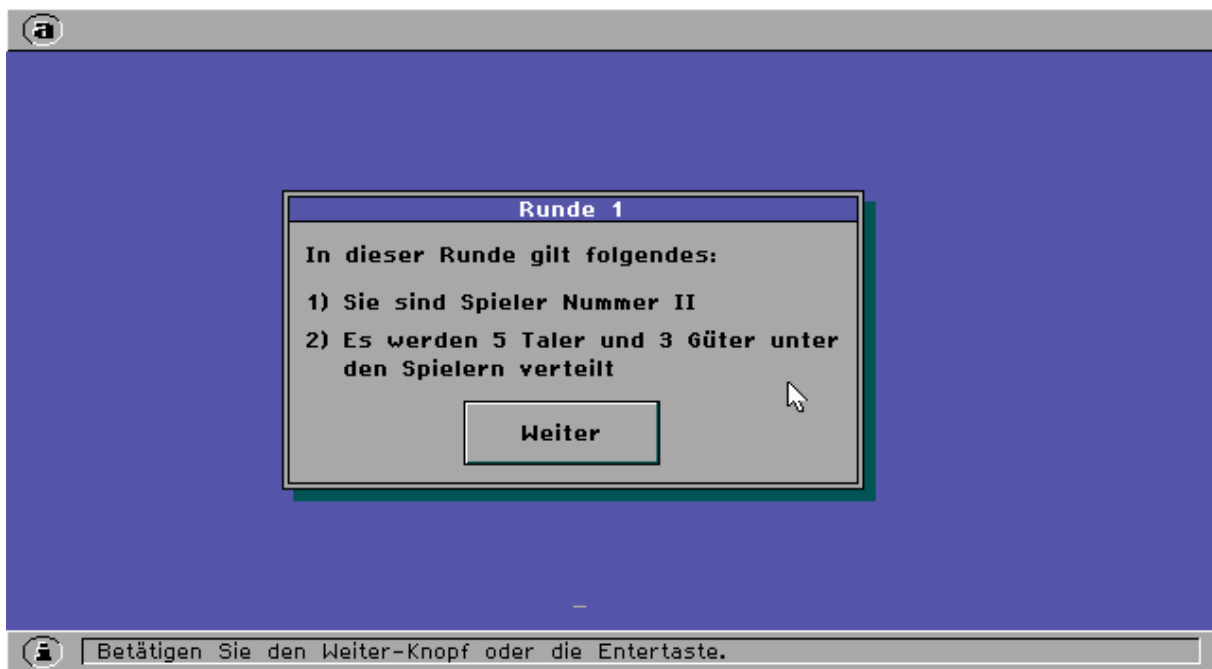
Appendix IV: 3-Person Bargaining Games Sample Instructions (3PERS-1) and Screenplots

(The following is a translation of the German instructions for experiments 3PERS. They are as close as possible to the original. The German instructions are available upon request.)

In each round of this experiment you will have to distribute three goods and a money amount between you and two other players. You will be matched with a different group of players every round and there will be new goods and a new amount of money. The rounds are independent of each other.

The three goods will be labeled A, B, and C; they can stand for any kind of object. The goods are indivisible, i.e. an object has to be given as a whole to one of the three players. You can split the money any way you wish as long as each individual receives an integer amount; you do not need to distribute the whole amount of money.

At the beginning of each round you will learn what your player number is for that round, and how much money and how many objects there are. In the example below, you are player II in the first round.



Each object has a positive value. The individuals you are matched with value objects differently from you. In the top center of the screen you are shown a matrix that indicates how each of you values the different objects. Object values are indicated in Talers – the experimental currency. In the example shown below, you are player II; good A has a value of 50 Talers for you, good B of 20 Talers, and good C of 30 Talers. Player I attaches Taler values of 60, 15, and 25 to goods A, B, and C respectively. For player III goods A and C have a value of 35, whereas good B has a value of 30.

If, for instance, the three of you agree that player 1 receives good B, you, being player II, get good A, and player III gets good C, then player I receives 15 Talers, you have 50 Talers, and player III has 35 Talers. In addition to the three goods there are 5 Talers to be distributed in this round; the amount available in any round is shown at the top right under “Info”. Here, there are 5 Talers available. One possible allocation would be to give each player 1 Taler. If you agree on that division together with the object distribution just described, then player I would have 16, you 51, and player III 36 Talers at the end of round 1.

The Taler amounts received in the four rounds will be added up. At the end of the experiment, the total will be converted into Euros at an exchange rate of 16 Talers = 1 Euro and you will be paid the appropriate amount.

The screenshot shows the experiment interface with the following components:

- Spieler I - Vorschlag** table:

	A	B	C	Taler
Spieler I	0	0	0	0
Spieler II	0	0	0	0
Spieler III	0	0	0	0
- Mein aktueller Vorschlag** table:

	A	B	C	Taler
Spieler I	0	0	0	0
Spieler II	0	0	0	0
Spieler III	0	0	0	0
- Spieler III - Vorschlag** table:

	A	B	C	Taler
Spieler I	0	0	0	0
Spieler II	0	0	0	0
Spieler III	0	0	0	0
- Mein Vorschlag** table (with input values):

	A	B	C	Taler
Spieler I	60	15	25	<input type="text"/>
Spieler II	50	20	30	<input type="text"/>
Spieler III	35	30	35	<input type="text"/>

 Below this table is a **Senden** button.
- Zeit** box: 01:46
- Info** box: Taler 5, Runde Nr.1, 0.00 EURO
- Chat** area: A large empty text box with a >> button at the bottom left.
- Bottom status bar: Bitte geben Sie einen Vorschlag oder eine Nachricht ein.

In each round, you receive the agreed-upon amount only if you and your matching partners agree on a division of the objects and money before the available 12 minutes are up. Time is counted down (in minutes and seconds) at the right top of the screen. If the three of you do not agree within the allotted time, then nobody in your group receives anything for that round. Whether you agreed with your partners in earlier rounds and if so, what you agreed upon, has no impact on the division problems in later rounds.

You should start each round by closely inspecting the payoff matrix at the top center. You reach an agreement on an allocation with your matching partners by exchanging proposals. Once your proposals coincide, you will be asked to confirm your choice. The round is over for your group if the three of you all confirm your choices. Otherwise you can continue bargaining with each other until you either agree or time is up.

The screenshot shows a game interface with several components:

- Spieler I - Vorschlag:** A 3x4 grid with columns A, B, C, Taler and rows Spieler I, II, III. All values are 0.
- Mein aktueller Vorschlag:** A 3x4 grid with columns A, B, C, Taler and rows Spieler I, II, III. All values are 0.
- Spieler III - Vorschlag:** A 3x4 grid with columns A, B, C, Taler and rows Spieler I, II, III. All values are 0.
- Mein Vorschlag:** A 3x4 grid with columns A, B, C, Taler and rows Spieler I, II, III. Values are: Spieler I (60, 15, 25, 0), Spieler II (50, 20, 30, 2), Spieler III (35, 30, 35, 1). The 60, 20, and 35 buttons are highlighted in green.
- Zeit:** 00:33
- Info:** Taler 5, Runde Nr.1, 0.00 EURO
- Chat:** A text input field with a send button.
- Status Bar:** "Bitte geben Sie einen Vorschlag oder eine Nachricht ein."

To select an allocation you have to click on the appropriate buttons in the matrix at the top center under “Mein Vorschlag”. The buttons you have selected are shown in green. In the above example you are player II and you assigned good A to player I, good B to yourself, and good C to player III. You can change the allocation by clicking on different buttons. For instance, if you now wanted to allocate good A to yourself, you would need to click on the button labeled “50” in column “A” and row “Spieler II”. The “50” button in your row will turn green, the “60” button in player I’s row in the same column will turn grey. To determine the Taler amounts you assign to each player, please move the cursor into the fields in the column “Taler” and type the amount you want to assign to a player. The money has to be split in integer amounts. If you try to assign more money than available, the last entry will be reduced to match the sum of individual amounts to the available total. You exit any field in the “Taler” column by either hitting the “Enter” or the “Esc” key. Hitting “Esc” sets the money amount to zero in that field. If instead you hit “Enter” the number you typed in will be shown. If you use a non-numeric symbol in a Taler amount field, then that field will be set to zero.

Your matching partners will be able to see your proposals only if you send them. Also, changes you make to your proposal can be seen by the other players only if you send them. To send a proposal you have to click on the “Senden” button at the bottom of the payoff matrix. You can send a proposal only if each good has been assigned to one of the three players.

On the left hand side of the screen you can see all the currently valid proposals. In the example below, player I’s current proposal is that player III gets all goods and 1 Taler, whereas player II (you) and player II agree that they want to give good A to player I, good B and 2 Talers to player II, and good C and 1 Taler to player III. If a player has not yet sent a proposal, all entries are zero in the appropriate matrix on the left.

The screenshot shows a game interface with several components:

- Spieler I - Vorschlag** (Player I's proposal):

	A	B	C	Taler
Spieler I	0	0	0	0
Spieler II	0	0	0	0
Spieler III	35	30	35	1
- Mein aktueller Vorschlag** (My current proposal):

	A	B	C	Taler
Spieler I	60	0	0	0
Spieler II	0	20	0	2
Spieler III	0	0	35	1
- Mein Vorschlag** (My proposal):

	A	B	C	Taler
Spieler I	60	15	25	0
Spieler II	50	20	30	2
Spieler III	35	30	35	1
- Zeit** (Time): 01:41
- Info**: Taler 5, Runde Nr.1, 0.00 EURO
- Chat**: A window for sending messages.
- Bottom bar**: "Bitte geben Sie einen Vorschlag oder eine Nachricht ein."

As mentioned before, you have to agree on an allocation within 12 minutes; otherwise you receive no payoff for that round. You can support your proposal and comment on proposals by the other two by sending messages to your matching partners.

To compose a message, move the cursor into the message field at the very bottom underneath the chat window. You can type up to 80 symbols at once. A message is sent once you hit the "Enter" key. If you want to send messages longer than 80 symbols, then compose the message row by row and send each off before composing the next.

Messages are shown in the chat window above the message field. Each message is preceded by an identifier S1, S2, or S3 indicating the author of the message.

If you do not want to send a message after all, then hit the "Esc" key to leave the message field. You can change your proposal in the matrix at the top only if the cursor is no longer in the message field (use "Esc" or "Enter" to leave the latter).

The screenshot shows a game interface with the following components:

- Spieler I - Vorschlag:**

	A	B	C	Taler
Spieler I	0	0	0	0
Spieler II	0	0	0	0
Spieler III	0	0	0	0
- Mein aktueller Vorschlag:**

	A	B	C	Taler
Spieler I	0	0	0	0
Spieler II	0	0	0	0
Spieler III	0	0	0	0
- Spieler III - Vorschlag:**

	A	B	C	Taler
Spieler I	0	0	0	0
Spieler II	0	0	0	0
Spieler III	0	0	0	0
- Mein Vorschlag:**

	A	B	C	Taler
Spieler I	60	15	25	<input type="text"/>
Spieler II	50	20	30	<input type="text"/>
Spieler III	35	30	35	<input type="text"/>

Senden
- Zeit:** 00:51
- Info:** Taler 5, Runde Nr.1, 0.00 EURO
- Chat:** S2: Ich bin bereit fuer die Runde.
- Statusbar:** Bitte geben Sie einen Vorschlag oder eine Nachricht ein.

As soon as all three players have sent a proposal, it will be automatically checked whether they coincide. You will be told if that is not the case. Please confirm the message by clicking on the “Weiter” button, otherwise neither you will be able to make any further proposals. Hitting the “Weiter” button will delete your own proposal from the left matrix on your own screen (not on those of the other players). You will continue to see the proposals your matching partners made until they change them. The matrix at the top will still show your latest proposal, which you can send again by hitting the “Senden” button, or you can change the proposal and then send it off. Alternatively, you can first discuss the proposal with your partners by sending messages. The program will check whether your proposals coincide until all three players have either sent a new proposal or resent the old proposal. You can keep sending new and old proposals at any time, also if your matching partners have not yet sent a proposal or changed their latest proposal. Keep in mind that you have no more than 12 minutes to reach an agreement.

You will be shown a message window with the proposal if you and your matching partners all sent the same proposal. You will be asked to confirm your choice. Choose “Akzeptieren” if you wish to confirm, “Ablehnen” if you do not wish to confirm the proposal.

The proposal is accepted and the round is over if the three of you accept. If, instead, at least one of you rejects the proposal, then you will get a message to that effect; you will have to confirm the message by hitting “Weiter”.

The screenshot shows a bargaining game interface with several panels:

- Spieler I - Vorschlag:**

	A	B	C	Taler
Spieler I	60	0	0	0
Spieler II	0	20	0	2
Spieler III	0	0	0	0
- Mein Vorschlag:**

	A	B	C	Taler
Spieler I	60	15	25	
Spieler II			30	
Spieler III			35	
- Zeit:** 00:54
- Info:** Taler 5, Runde Nr.1, 0.00 EURO
- Mein aktueller:**

	A
Spieler I	60
Spieler II	0
Spieler III	0
- Spieler III -:**

	A
Spieler I	60
Spieler II	0
Spieler III	0
- Übereinstimmung Dialog:**

	A	B	C	Taler
Spieler I	60	0	0	0
Spieler II	0	20	0	2
Spieler III	0	0	35	1

Buttons: Akzeptieren, Ablehnen

Bottom status bar: Bitte entscheiden Sie sich, ob Sie den Vorschlag akzeptieren möchten.

Please do this asap so that you can continue bargaining. Your own last proposal will be deleted on the left hand side, but will still be indicated at the top. The other players' last proposal will still be shown on the left. You can resend your old proposal or come up with a new one. Don't forget to (re)send a proposal. Nothing will happen until each of you has sent a new or old proposal.

The screenshot shows the same bargaining game interface as above, but with a different dialog box:

- Spieler I - Vorschlag:**

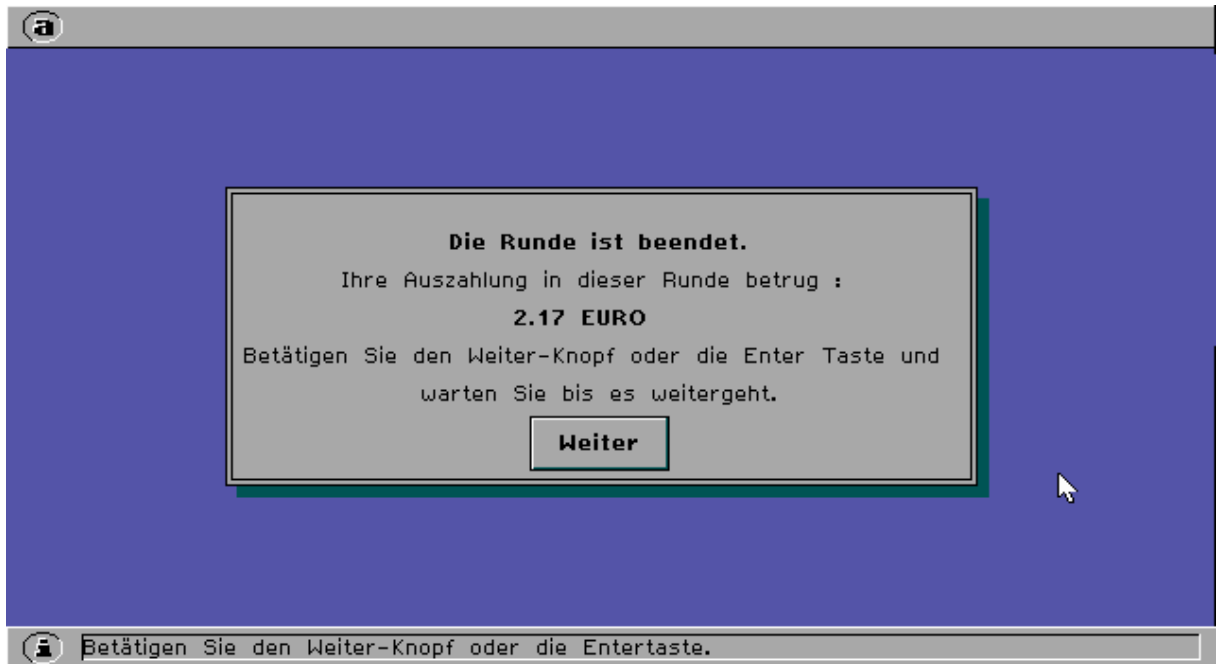
	A	B	C	Taler
Spieler I	0	0	0	0
Spieler II	0	0	0	0
Spieler III	35	0	0	0
- Mein Vorschlag:** (Same as previous screenshot)
- Zeit:** 00:54
- Info:** Taler 5, Runde Nr.1, 0.00 EURO
- Mein aktueller:** (Same as previous screenshot)
- Spieler III -:** (Same as previous screenshot)
- keine Übereinstimmung Dialog:**

Die Runde geht weiter.
Betätigen Sie den Weiter-Knopf
oder die Enter Taste

Button: Weiter

Bottom status bar: Betätigen Sie den Weiter-Knopf oder die Enter Taste.

A round is over if all groups have settled on an allocation or once time is up. If you agreed on a proposal before the 12 minutes are over, then you may have to wait until all other groups also reach an agreement. Please hit the "Weiter" button immediately once you learn that the round is over for you. You will hear a beep when a new round starts.



In each round you are matched with different individuals; you never meet the same person twice. Matching is anonymous; none of you knows who you are matched with.

Please do not identify yourself in any of your messages and do not provide any other information that may identify you. You will not receive any payoff if you break this rule.

All relevant information will be indicated on the screen during the experiment. You can check at what point the experiment is by following the information at the very bottom of the screen.

You will be assigned a computer by drawing a number. You will have to return that number at the end of the experiment to receive your payoff.

Any questions?

Please turn off your cell phones.
Thank you for your cooperation.
Good luck.

Appendix V: Matching

Experiment 2PERS-1 and 2PERS-2

R1	R2	R3	R4	R5
1 5	1 8	1 2	7 1	6 1
2 6	2 5	3 4	8 2	7 2
3 7	3 6	5 6	5 3	8 3
4 8	4 7	7 8	6 4	5 4

Experiment 3PERS-1 and 3PERS-2

R1	R2	R3	R4
1 2 3	1 4 7	1 5 9	1 6 8
4 5 6	2 5 8	2 6 7	2 4 9
7 8 9	3 6 9	3 4 8	3 5 7

Each participant is represented by a number. Each row corresponds to a matched pair/group. R1 through R4 and R5, respectively, are the rounds of each session.

Appendix VI: Compensating Inequality or Envy

The first entries in the cells of the table below show how many times the allocation was chosen where all the money was given to person 2 (P2), person 3 (P3 > P1), or person 1 (P1 > P3) respectively. The second entries in each cell – if included – correspond to the number of times an allocation was chosen where person 3 received more (less) than person 1. For instance, in group 1 eight allocations were chosen where person 3 got all the money and 5 allocations were chosen where person 3 got more money than person 1. Among the 116 observations under P2, in addition to the payoff vector (0,9,0), we also counted (0,8,0) and ($\frac{1}{3}, 8\frac{1}{3}, \frac{1}{3}$), which was observed only once.

Independent Arbiter				
Money	Group 1	Group 2	Group 3	Total
P2	38	81	28	147
P3 > P1	8+5	20+8	6+4	51
P1 > P3	1+0	1+1	1+0	4
Total	58	158	51	267

"You are Person III"				
Money	Group 1	Group 2	Group 3	Total
P2	26	70	20	116
P3 > P1	7+17	11+13	5+8	61
P1 > P3	0	1+1	0	2
Total	58	158	51	267

Bibliography

Aragones, E. (1995), "A Derivation of the Money Rawlsian Solution", *Social Choice and Welfare*, 12, 267-276.

Bereby-Meyer, Y., Niederle, M. (2004), "Fairness in Bargaining", *Journal of Economic Behavior and Organization*, forthcoming.

Bolton, G., Ockenfels, A. (2000), "A Theory of Equity, Reciprocity and Competition", *American Economic Review*, 100, 166-193.

Charness, G., Rabin, M. (2002), "Understanding Social Preferences with Simple Test", *Quarterly Journal of Economics*, 817-869

Engelmann, D., Strobel, M. (2004), "Inequality Aversion, Efficiency, and Maximin Preferences in Simple Distribution Experiments", *American Economic Review*, 94/4, 857-869.

Fehr, E., Schmidt, K. (1999), "A Theory of Fairness, Competition, and Cooperation", *Quarterly Journal of Economics*, 114, 817-868.

Fehr, E., Naef, M., Schmidt, K. (2004), "The Role of Equality and Efficiency in Social Preferences: A Reply to Engelmann and Strobel", *mimeo*.

Foley, D. (1967), "Resource Allocation and the Public Sector", *Yale Economic Essays*, 7, 45-98.

Herreiner, D.K., Puppe, C. (2004a), "Equitable Allocations in Experimental Bargaining Games", *mimeo*.

Herreiner, D.K., Puppe, C. (2004b), "Who Said it First? Procedural Aspects of Experimental Bargaining Games", *manuscript in preparation*.

Kritikos, A., Bolle, F. (2001), "Distributional Concerns: Equity- or Efficiency-Oriented?", *Economics Letters*, 73/3, 333-338.

Yaari, M., Bar-Hillel, M. (1984), "On Dividing Justly", *Social Choice and Welfare*, 1, 1-24.