

Khan, Hashmat; Phaneuf, Louis; Victor, Jean Gardy

Working Paper

Rules-Based Monetary Policy and the Threat of Indeterminacy When Trend Inflation is Low

Document de travail, No. 2019-06

Provided in Cooperation with:

Department of Economics, School of Management Sciences (ESG UQAM), University of Quebec in Montreal

Suggested Citation: Khan, Hashmat; Phaneuf, Louis; Victor, Jean Gardy (2019) : Rules-Based Monetary Policy and the Threat of Indeterminacy When Trend Inflation is Low, Document de travail, No. 2019-06, Université du Québec à Montréal, École des sciences de la gestion (ESG UQAM), Département des sciences économiques, Montréal

This Version is available at:

<https://hdl.handle.net/10419/234791>

Standard-Nutzungsbedingungen:

Die Dokumente auf EconStor dürfen zu eigenen wissenschaftlichen Zwecken und zum Privatgebrauch gespeichert und kopiert werden.

Sie dürfen die Dokumente nicht für öffentliche oder kommerzielle Zwecke vervielfältigen, öffentlich ausstellen, öffentlich zugänglich machen, vertreiben oder anderweitig nutzen.

Sofern die Verfasser die Dokumente unter Open-Content-Lizenzen (insbesondere CC-Lizenzen) zur Verfügung gestellt haben sollten, gelten abweichend von diesen Nutzungsbedingungen die in der dort genannten Lizenz gewährten Nutzungsrechte.

Terms of use:

Documents in EconStor may be saved and copied for your personal and scholarly purposes.

You are not to copy documents for public or commercial purposes, to exhibit the documents publicly, to make them publicly available on the internet, or to distribute or otherwise use the documents in public.

If the documents have been made available under an Open Content Licence (especially Creative Commons Licences), you may exercise further usage rights as specified in the indicated licence.

DOCUMENT DE TRAVAIL / WORKING PAPER

No. 2019-06

**Rules-Based Monetary Policy and the Threat
of Indeterminacy When Trend Inflation is Low**

**Hashmat Khan, Louis Phaneuf *et* Jean Gardy
Victor**

Mars 2019

Rules-Based Monetary Policy and the Threat of Indeterminacy When Trend Inflation is Low

Hashmat Khan, Department of Economics, Carleton University, Canada.

Louis Phaneuf, Université du Québec à Montréal, Canada.

Jean Gardy Victor, Université du Québec à Montréal, Canada.

Document de travail No. 2019-06

Mars 2019

Département des Sciences Économiques
Université du Québec à Montréal
Case postale 8888,
Succ. Centre-Ville
Montréal, (Québec), H3C 3P8, Canada
Courriel : brisson.lorraine@uqam.ca
Site web : <http://economie.esg.uqam.ca>

Les documents de travail contiennent souvent des travaux préliminaires et/ou partiels. Ils sont publiés pour encourager et stimuler les discussions. Toute référence à ces documents de travail devrait tenir compte de leur caractère provisoire. Les opinions exprimées dans les documents de travail sont celles de leurs auteurs et elles ne reflètent pas nécessairement celles du Département des sciences économiques ou de l'ESG.

Copyright (2019): Hashmat Khan, Louis Phaneuf et Jean Gardy Victor. De courts extraits de texte peuvent être cités et reproduits sans permission explicite des auteurs à condition de référer au document de travail de manière appropriée.

Rules-Based Monetary Policy and the Threat of Indeterminacy When Trend Inflation is Low*

Hashmat Khan[†]

Louis Phaneuf[‡]

Jean Gardy Victor[§]

March 8, 2019

Abstract

Indeterminacy in new Keynesian models with Calvo-contracts can occur even at low trend inflation levels of 2 or 3%. The interaction of trend inflation with nominal wage rigidity and trend growth in output causes large distortions in the steady state and expands the indeterminacy region. Consequently, even interest rate rules with strong inflation responses may not be sufficient to ensure determinacy. A policy rule reacting to output growth but not to output gap significantly increases the prospect of determinacy. Although the threat of indeterminacy is less severe under Taylor-contracts, significant departures from the original Taylor principle are required for determinacy.

JEL classification: E31, E32, E37.

Keywords: Low trend inflation; Taylor rule; Output gap; Output growth; Sticky wages; Trend growth; Determinacy.

*We acknowledge the Editor Yuriy Gorodnichenko and an anonymous referee for useful comments that have significantly helped improve the paper.

[†]Department of Economics, Carleton University, hashmat.khan@carleton.ca

[‡]Department of Economics, Université du Québec à Montréal, phaneuf.louis@uqam.ca

[§]Department of Economics, Université du Québec à Montréal, victor.jean_gardy@uqam.ca

1 Introduction

In the wake of the Great Recession, stuck at the Zero Lower Bound (ZLB) on the nominal interest rate, the monetary authorities have been facing the challenge of implementing actions that would mitigate the severity and duration of the recession while speeding up the recovery. This probably led the Fed to deviate from the type of rule-based monetary policy many believe has contributed to greater macroeconomic stability during the Great Moderation.

What policy did the Fed follow during the Great Recession and after remains an open question. However, many believe it has conducted unconventional policy. Evidence by [Wu and Xia \(2016\)](#), [Wu and Zhang \(2017\)](#) and [Debortoli, Galí, and Gambetti \(2018\)](#) supports the hypothesis of “perfect substitutability” between conventional and unconventional monetary policies. This hypothesis holds that unconventional policy at the ZLB produced outcomes similar to rule-based policy in the pre-ZLB period.¹ Yet, another view is that the Fed has perhaps followed a rule requiring policy tightening only after reaching some specific thresholds about unemployment and inflation ([Evans, 2012](#)).

Notwithstanding any specific views about the Fed’s policy since the Great Recession, several economists, notably [Volcker \(2014\)](#), [Calomiris, Ireland, and Levy \(2015\)](#), [Ireland and Levy \(2017\)](#), and [Taylor \(2015\)](#), have advocated a return to more conventional rules-based monetary policy.² To ease the return, prominent economists like [Blanchard, Dell’Ariccia, and Mauro \(2010\)](#), [Ball \(2013\)](#) and [Krugman \(2014\)](#) have recommended a moderate rise in the inflation target from a rate of 2% to 3% or 4% annually. Implementing this proposal would likely raise inflation on average.

Conventional wisdom holds that a moderate level of trend inflation is not expected to threaten determinacy insofar as the Fed adopts a “hawkish” stand in the fight against inflation. Contrasting sharply with this view, we show that setting monetary policy according to policy rules widely used in the literature could pose a threat to determinacy in a low inflation environment. We show that determinacy would then require large departures from the original Taylor Principle. At the same time, we ask if there exists a type of rule that would more safely guarantee determinacy.

To make these key points, we use a version of the medium-scale New Keynesian (MSNK) model as in [Christiano, Eichenbaum, and Evans \(2005\)](#), which includes nominal wage and price rigidities and real adjustment frictions like consumer habit formation, variable capital utilization and investment adjustment costs. Given the popularity of [Calvo \(1983\)](#) wage and price contracts in the broader macroeconomic literature, we use this type of contracts as our benchmark. But we also assess the sensitivity of our findings to having instead [Taylor \(1980\)](#) contracts.

To this relatively standard MSNK framework, we add positive trend inflation, trend growth in neutral and investment-specific technology (e.g. see [Smets and Wouters, 2007](#); [Justiniano and Primiceri, 2008](#); [Justiniano, Primiceri, and Tambalotti, 2010, 2011](#)), and a roundabout production

¹We do not have in normal times the counterfactual that the Fed followed unconventional policies with an outcome similar to the Great Moderation.

²“*In many conversations with central bankers I hear nostalgia for what they call normal policy times, and I have urged policy makers to renormalize rather than a new-normalize policy—to return to a rules-based monetary strategy as soon as possible.*” —[John B. Taylor \(2015\)](#)

structure (Basu, 1995).³ However, unlike most MSNK models after Christiano, Eichenbaum, and Evans (2005), our benchmark model does not include the automatic and full indexation of non-reset nominal wages and prices to past inflation and/or steady-state inflation. This is because indexation has been criticized on various grounds (Woodford, 2007; Cogley and Sbordone, 2008; Chari, Kehoe, and McGrattan, 2009; Christiano, Eichenbaum, and Trabandt, 2016). First, it is not tied to rigorous microeconomic foundations. Second, it counterfactually implies that all nominal wages and prices in the economy change every three months, which is inconsistent with micro-level evidence on the frequency of wage and price adjustments (Bils and Klenow, 2004; Nakamura and Steinsson, 2008; Eichenbaum, Jaimovich, and Rebelo, 2011; Barattieri, Basu, and Gottschalk, 2014). Third, Ascari, Phaneuf, and Sims (2018) provide survey evidence that indexation is not supported empirically by U.S. and European data.

Given the lack of consensus about a policy rule implemented by the Fed during the postwar period, we look at the prospect of (in)determinacy under four different specifications found in the literature. One is the standard textbook Taylor rule stating that the central bank adjusts nominal interest rates in response to inflation and to the level of the output gap (Galí, 2008, Ch. 3).⁴ When used in a standard small-scale New Keynesian model with sticky prices and zero trend inflation, a rule complying with the Taylor Principle (coefficient on inflation greater than 1) will safely guarantee the existence of a locally-unique, bounded equilibrium around the target inflation steady state.

Another rule widely used after Smets and Wouters (2007) holds that the nominal interest rate reacts to deviations of inflation from target, to the level of the output gap and to output growth. We refer to this policy rule as the mixed output gap-output growth rule or *mixed rule* for short.⁵ A third policy rule is a variant of the Smets and Wouters policy rule estimated by Coibion and Gorodnichenko (2011), wherein the nominal interest rate responds to inflation, to the level of the output gap and to output growth, with an interest rate smoothing of order two (hereafter, CG rule). Finally, a fourth rule is a policy rule abstracting from a reaction to the level of the output gap, but including one to output growth (Walsh, 2003; Coibion and Gorodnichenko, 2011).

Our approach is to search for the lowest possible response to inflation, denoted α_π , consistent with determinacy. Other values assigned to parameters of the rule are broadly consistent with those in the literature (e.g. see Smets and Wouters, 2007; Justiniano, Primiceri, and Tambalotti, 2010, 2011). The average waiting time between price and nominal wage adjustment assumed in the simulations is consistent with the micro evidence in Nakamura and Steinsson (2008) and Barattieri, Basu, and Gottschalk (2014), and the macroeconomic estimates reported in Smets and Wouters (2007).

We first explore conditions leading to (in)determinacy under the mixed policy rule in our benchmark model. We find that the smallest α_π -values consistent with determinacy deviate considerably

³Smets and Wouters (2007) consider only stationary version of these shocks.

⁴The output gap is the difference between the current level of output and the level of output under flexible nominal wages and prices.

⁵See also Justiniano, Primiceri, and Tambalotti (2010, 2011) and Khan and Tsoukalas (2011, 2012). This sort of rule is also used by Coibion and Gorodnichenko (2011) to identify sources of (in)determinacy during the postwar U.S. period, and by Coibion, Gorodnichenko, and Wieland (2012) to study optimal inflation rate in the NK model.

from the original Taylor Principle. That is, achieving determinacy requires a minimum coefficient on inflation of 1.7, 3.5 and 4.8 for a trend inflation of 0, 2% and 3%, respectively. This finding suggests that the proposals to raise the inflation target are not independent of the systematic response of monetary policy to inflation.

Then, a question that arises naturally is the following: What are the main theoretical ingredients driving our (in)determinacy results? Our evidence suggests that the main factor driving our new results is the interaction between trend inflation, sticky wages and trend growth. If nominal wages are perfectly flexible, the lowest α_π -value consistent with determinacy drops to 1, 1.1 and 1.3 with 0, 2% and 3% trend inflation, respectively. These values are then much closer to the original Taylor Principle. Given that previous work on determinacy has largely focused on sticky-price models, it is not surprising that low trend inflation was not seen until now as posing a threat to determinacy.⁶

Our findings on determinacy complement those of [Ascari, Phaneuf, and Sims \(2018\)](#) and [Phaneuf and Victor \(2018\)](#) on the welfare costs of inflation. These authors show that for an average rate of inflation of 4% or less (annualized), the distorting effects of trend inflation are mostly generated by higher steady-state wage dispersion and wage markup, with steady-state price dispersion and price markup playing a negligible role.⁷

Economic growth is also important for our findings. Without trend growth, but with both sticky wages and sticky prices, the lowest α_π consistent with determinacy falls to 1, 1.8 and 2.3 for an inflation trend of 0, 2% and 3%, respectively. Ignoring trend growth would thus significantly understate the prospect of indeterminacy.

This leads us to following question: Is there an alternative to the mixed policy rule that would raise the prospect of determinacy? To answer this question, we first remove output growth from the mixed rule, and assume that interest rates react to inflation and to the output gap. We find that the conditions leading to determinacy closely mimic those under the mixed rule. This suggests that reacting to the output gap is the main influence driving the prospect of (in)determinacy under the mixed policy rule.

Next, we borrow the post-1982 estimates of the mixed rule reported by [Coibion and Gorodnichenko \(2011\)](#). Seen through the lens of our benchmark model, we find that their estimates would imply an indeterminate state, calling for even more aggressive responses of interest rates to inflation. Again the main reason for the large departure from the original Taylor Principle to achieve determinacy is the disproportionately large influence of the output gap relative to output growth on the prospect of determinacy.

But what happens if a policy rule omitting a response to the output gap is pursued instead? This has a large impact on the prospect of determinacy, which then improves considerably. Determinacy is achieved for α'_π s of 1, 1.1 and 1.1 for an inflation trend of 0, 2% and 3%, respectively.

⁶One exception where determinacy issues are addressed using wage contracts is [Svein and Weinke \(2007\)](#). But in their model, steady-state inflation is zero.

⁷While steady-state price dispersion depends on trend inflation, the Calvo probability of non-reset price and the elasticity of substitution between goods, steady-state wage dispersion is a more complex expression depending on trend inflation, the Calvo probability of non-reset wage, the steady-state growth rate of output, the elasticity of substitution between labor skills, and the inverse Frisch elasticity of labor supply ([Amano et al., 2009](#); [Phaneuf and Victor, 2018](#)).

Why does this type of rule widen the scope for determinacy? [Walsh \(2003\)](#) emphasizes the fact that a rule responding to output growth implies a policy reaction function which is history dependent due to the presence of lagged output. Using a simple New Keynesian Phillips Curve model, he shows that this type of rule increases the stabilizing powers of monetary policy. [Sims \(2013\)](#) argues that while conventional stabilization in the textbook NK price-setting model requires lowering interest rates when output is below potential, output growth by virtue of the natural rate property of the MSNK model tends to be high when the level of output is below potential, calling for higher interest rates which better ensure determinacy.

Despite the reservations noted earlier about indexation, one can wonder if some degree of wage and price indexation would lead to determinacy under the mixed policy and CG rules. It turns out that price indexation is simply irrelevant for our findings. And our main finding continues to hold for plausible degrees of partial wage indexation.

How would Taylor-contracts instead of Calvo-contracts affect our main results? Taylor-contracts are generally seen as generating smaller steady-state distortions than Calvo-contracts. Consequently the determinacy problems may not be as severe under Taylor-contracts. This is indeed the case. But while the threat of indeterminacy is less severe, it nonetheless prevails. For example, under the CG rule, determinacy would require α_π -values of 1.9, 2.1 and 2.3 for an inflation of 2%, 3% and 4%, respectively. With a value of 0.5 on the output gap in light of the study by [Taylor \(1999\)](#), determinacy would be achieved for α 's of 2, 2.3 and 2.7 for the same levels of trend inflation. Therefore, while it is true that distortions under Taylor-contracts are not as severe, they nonetheless imply significant departures from the original Taylor principle to be consistent with determinacy in a low inflation environment.

Our findings are also of interest in light of the debate on the optimal inflation rate which a vast literature seeks to estimate.⁸ Most of this literature provides estimates outside the ZLB which are either zero or negative. When accounting for the ZLB, the optimal rate of inflation is often found to be positive. [Cochrane \(2017\)](#) argues that the optimal inflation rate is “likely whatever the inflation target is”. He then suggests that a target of 0%, 2% or 4% “would each likely work as well as the other”, as long as it remains fixed for a sufficiently long time, the role of target inflation being to anchor inflationary expectations. The main message of our paper is that whether a model includes or not the ZLB, one should be aware that the particular choice of a rule-based monetary policy can have important implications for macroeconomic stability. That is, the discussion on optimal inflation and raising the target should not be independent of the monetary policy rule. Should the central bank follow a rule with output growth, then a higher inflation target would be admissible without the threat of indeterminacy. But if it followed a conventional output-gap based rule, then a higher inflation target could very well lead to instability.

The rest of the paper is organized as follows. Section 2 describes our model. Section 3 explains our calibration. Section 4 presents and discusses our results under the mixed Taylor rule. Section 5 presents our findings under alternative policy rules. Section 6 looks at the effects of indexation and Taylor-contracts on our determinacy results. Section 7 contains concluding remarks.

⁸See the exhaustive survey of these studies by [Diercks \(2017\)](#).

2 The Model

Our benchmark DSGE model builds on the Calvo specification of staggered wage and price adjustment based on the optimizing behavior of monopolistically competitive households and firms. It includes consumer habit formation, investment adjustment costs and variable capital utilization. Inflation is positive in the steady state. Real per capita output growth stems from deterministic trend growth in neutral and investment-specific technological progress. The production structure is characterized by a degree of roundaboutness. Because we focus on determinacy issues, we only present the deterministic version of our benchmark model.

2.1 Gross Output

Gross output, X_t , is produced by a perfectly competitive firm using a continuum of intermediate goods, X_{jt} , $j \in (0, 1)$ and the following CES production technology:

$$X_t = \left(\int_0^1 X_{jt}^{\frac{1}{1+\lambda_p}} dj \right)^{1+\lambda_p}, \quad (1)$$

where λ_p is the desired (or steady-state) markup of price over marginal cost for intermediate firms.

Profit maximization and a zero-profit condition for gross output leads to the following downward sloping demand curve for the j^{th} intermediate good:

$$X_{jt} = \left(\frac{P_{jt}}{P_t} \right)^{-\frac{(1+\lambda_p)}{\lambda_p}} X_t, \quad (2)$$

and P_{jt} is the price of good j , while P_t is the aggregate price index:

$$P_t = \left(\int_0^1 P_{jt}^{-\frac{1}{\lambda_p}} dj \right)^{-\lambda_p}. \quad (3)$$

2.2 Intermediate Goods Producers and Price Setting

A monopolist produces intermediate good j according to the following production function:

$$X_{jt} = \max \left\{ g_A^t \Gamma_{jt}^\phi \left(\widehat{K}_{jt}^\alpha L_{jt}^{1-\alpha} \right)^{1-\phi} - \Upsilon^t F, 0 \right\}, \quad (4)$$

where Γ_{jt} denotes the intermediate inputs, \widehat{K}_{jt} represents capital services (the product of utilization u_t , and physical capital K_t), L_{jt} the labor input used by the j^{th} producer and g_A is the gross growth rate of neutral technology. Υ^t denotes a growth factor composed of trend growth in neutral and investment-specific technology. F is a fixed cost implying that profits are zero in the steady state and ensuring the existence of balanced growth path.

The growth factor is given by the composite technological process:

$$\Upsilon^t = (g_A^t)^{\frac{1}{(1-\phi)(1-\alpha)}} (g_{\varepsilon_I}^t)^{\frac{\alpha}{1-\alpha}}, \quad (5)$$

where $g_{\varepsilon I}$ is the gross growth rate of investment specific technology.

Without roundabout production, $\phi = 0$ and Υ^t reverts to the conventional deterministic growth factor with growth in neutral and investment-specific productivity. From (5), one sees that as ϕ gets larger, it amplifies the effects of stochastic growth in neutral productivity on output and its components. Therefore, for a given level of stochastic growth in neutral productivity, the economy will grow faster the larger is the share of intermediate inputs in production.

The cost-minimization problem of a typical j firm is:

$$\min_{\Gamma_t, \widehat{K}_t, L_t} \left(P_t \Gamma_{jt} + R_t^k \widehat{K}_{jt} + W_t L_{jt} \right), \quad (6)$$

subject to:

$$g_A^t \Gamma_{jt}^\phi \left(\widehat{K}_{jt}^\alpha L_{jt}^{1-\alpha} \right)^{1-\phi} - \Upsilon^t F \geq \left(\frac{P_{jt}}{P_t} \right)^{-\theta} X_t, \quad (7)$$

where R_t^k is the nominal rental price of capital services, and W_t is the nominal wage index.

Solving the cost-minimization problem yields the real marginal cost,

$$mc_t = \bar{\phi} g_A^{t(1-\alpha)(\phi-1)} \left[\left(r_t^k \right)^\alpha w_t^{(1-\alpha)} \right]^{1-\phi}, \quad (8)$$

and the demand functions for the intermediate inputs and primary factor inputs,

$$\Gamma_{jt} = \phi mc_t (X_{jt} + \Upsilon^t F), \quad (9)$$

$$K_{jt} = \alpha (1 - \phi) \frac{mc_t}{r_t^k} (X_{jt} + \Upsilon^t F), \quad (10)$$

$$L_{jt} = (1 - \alpha)(1 - \phi) \frac{mc_t}{w_t} (X_{jt} + \Upsilon^t F), \quad (11)$$

where $\bar{\phi} \equiv \phi^{-\phi} (1 - \phi)^{\phi-1} \left(\alpha^{-\alpha} (1 - \alpha)^{\alpha-1} \right)^{1-\phi}$, r_t^k is the real rental price on capital services and w_t is the real wage.

Intermediate firms allowed to reoptimize their price choose a price P_t^* , and those not allowed to reset keep their price unchanged. The price-setting rule is hence given by

$$P_{jt} = \begin{cases} P_{jt}^* & \text{with probability } 1 - \xi_p \\ P_{j,t-1} & \text{with probability } \xi_p \end{cases}. \quad (12)$$

When reoptimizing its price, a firm j chooses a price that maximizes the present discounted value of future profits, subject to (2) and to cost minimization:

$$\max_{P_{jt}} E_t \sum_{t=0}^{\infty} \xi_p^s \beta^s \frac{\Lambda_{t+s}}{\Lambda_t} [P_{jt} X_{j,t+s} - MC_{t+s} X_{j,t+s}], \quad (13)$$

where β is the discount factor, Λ_t is the marginal utility of nominal income to the representative household owning the firm, ξ_p^s is the probability that a wage chosen in period t will still be in effect in period $t + s$, and MC_{t+s} is the nominal marginal cost.

Solving the problem yields the following optimal price:

$$E_0 \sum_{s=0}^{\infty} \xi_p^s \beta^s \lambda_{t+s}^r X_{jt+s} \frac{1}{\lambda_p} \left(\frac{p_t^*}{\pi_{t+1,t+s}} - (1 + \lambda_p) mc_{t+s} \right) = 0, \quad (14)$$

where λ_t^r is the marginal utility of an additional unit of real income received by the household, $p_t^* = \frac{P_{jt}}{P_t}$ is the real optimal price and $\pi_{t+1,t+s} = \frac{P_{t+s}}{P_t}$ is the cumulative inflation rate between $t + 1$ and $t + s$.

2.3 Households and Wage Setting

There is a continuum of households, indexed by $i \in [0, 1]$, who are monopoly suppliers of labor. They face a downward-sloping demand curve for their particular type of labor given in (19). Each period, households face a fixed probability, $(1 - \xi_w)$, that they can reoptimize their nominal wage. As in Erceg, Henderson, and Levin (2000), utility is separable in consumption and labor. State-contingent securities insure households against idiosyncratic wage risk arising from staggered wage-setting. Households are then identical along all dimensions other than labor supply and wages.

The problem of a typical household, omitting dependence on i except for these two dimensions, is:

$$\max_{C_t, L_{it}, K_{t+1}, B_{t+1}, I_t, Z_t} E_0 \sum_{t=0}^{\infty} \beta^t \left(\ln(C_t - hC_{t-1}) - \eta \frac{L_{it}^{1+\chi}}{1+\chi} \right), \quad (15)$$

subject to the following budget constraint,

$$P_t \left(C_t + \frac{I_t}{g_{\varepsilon^I}^t} + \frac{a(u_t)K_{t-1}}{g_{\varepsilon^I}^t} \right) + \frac{B_{t+1}}{R_t} \leq W_{it}L_{it} + R_t^k u_t K_{t-1} + B_t + \Pi_t + T_t, \quad (16)$$

and the physical capital accumulation process,

$$K_{t+1} = g_{\varepsilon^I}^t \left(1 - S \left(\frac{I_t}{I_{t-1}} \right) \right) I_t + (1 - \delta)K_t. \quad (17)$$

C_t is real consumption and h is a parameter determining internal habit. L_{it} denotes hours and χ is the inverse Frisch labor supply elasticity. I_t is investment, and $a(u_t)$ is a resource cost of utilization, satisfying $a(1) = 0$, $a'(1) = 0$, and $a''(1) > 0$. This resource cost is measured in units of physical capital. W_{it} is the nominal wage paid to labor of type i , B_t is the stock of nominal bonds that the household enters the period with. Π_t denotes the distributed dividends from firms. T_t is a lump-sum transfer from the government. $S \left(\frac{I_t}{I_{t-1}} \right)$ is an investment adjustment cost, satisfying $S(\cdot) = 0$, $S'(\cdot) = 0$, and $S''(\cdot) > 0$, δ is the rate of depreciation of physical capital.

2.4 Employment Agencies

A large number of competitive employment agencies combine differentiated labor skills into a homogeneous labor input which is sold to intermediate firms, according to:

$$L_t = \left(\int_0^1 L_{it}^{\frac{1}{1+\lambda_w}} di \right)^{1+\lambda_w}, \quad (18)$$

where λ_w is the desired (or steady-state) markup of wage over the household's marginal rate of substitution.

Profit maximization by the perfectly competitive employment agencies implies the following labor demand function:

$$L_{it} = \left(\frac{W_{it}}{W_t} \right)^{-\frac{1+\lambda_w}{\lambda_w}} L_t, \quad (19)$$

where W_{it} is the wage paid to labor of type i and W_t is the aggregate wage index:

$$W_t = \left(\int_0^1 W_{it}^{-\frac{1}{\lambda_w}} di \right)^{-\lambda_w}. \quad (20)$$

2.5 Wage setting

The wage-setting rule is given by:

$$W_{it} = \begin{cases} W_{it}^* & \text{with probability } 1 - \xi_w \\ W_{i,t-1} & \text{with probability } \xi_w, \end{cases} \quad (21)$$

where W_{it}^* is the reset wage. When allowed to reoptimize its wage, the household chooses the nominal wage that maximizes the present discounted value of utility flow (15) subject to demand schedule (19). From the first-order condition, we have the following optimal wage rule:

$$E_t \sum_{s=0}^{\infty} (\beta \xi_w)^s \frac{\lambda_{t+s}^r L_{it+s}}{\lambda_w} \left[\frac{w_t^*}{\pi_{t+1,t+s}} - (1 + \lambda_w) \frac{\eta L_{it+s}^X}{\lambda_{t+s}^r} \right] = 0, \quad (22)$$

where ξ_w^s is the probability that a wage chosen in period t will still be in effect in period $t + s$, and w_t^* is the reset wage denoted in real terms.

2.6 Monetary Policy

We will consider four monetary policy rules. The first is the mixed output gap-output growth rule:

$$\frac{R_t}{R} = \left(\frac{R_{t-1}}{R} \right)^{\rho_R} \left[\left(\frac{\pi_t}{\pi} \right)^{\alpha_\pi} \left(\frac{Y_t}{Y_t^*} \right)^{\alpha_y} \left(\frac{Y_t}{Y_{t-1}} g_Y^{-1} \right)^{\alpha_{dy}} \right]^{1-\rho_R} \varepsilon_t^r, \quad (23)$$

where R is the steady-state nominal interest rate, π_t is the rate of inflation in period t , π is the fixed inflation target or steady-state rate of inflation, Y_t^* is the level of output at flexible nominal

wages and prices, g_Y is steady-state output growth, ρ_R is a smoothing parameter, and α_π , α_y and α_{dy} are control parameters. The second rule is one reacting to the level of the output gap but not to output growth ($\alpha_{dy} = 0$).

The third one is the mixed policy rule with an interest rate smoothing of order two borrowed from [Coibion and Gorodnichenko \(2011\)](#):

$$\frac{R_t}{R} = \left(\frac{R_{t-1}}{R}\right)^{\rho_1} \left(\frac{R_{t-2}}{R}\right)^{\rho_2} \left[\left(\frac{\pi_t}{\pi}\right)^{\alpha_\pi} \left(\frac{Y_t}{Y_t^*}\right)^{\alpha_y} \left(\frac{Y_t}{Y_{t-1}} g_Y^{-1}\right)^{\alpha_{dy}} \right]^{1-\rho_1-\rho_2} \varepsilon_t^r. \quad (24)$$

Finally, the fourth rule is one including a response of interest rates to output growth only ($\alpha_y = 0$).

2.7 Market-Clearing and Equilibrium

Market-clearing for capital services, labor, and intermediate inputs requires $\int_0^1 \widehat{K}_{jt} dj = \widehat{K}_t$, $\int_0^1 L_{jt} dj = L_t$, and $\int_0^1 \Gamma_{jt} dj = \Gamma_t$.

Gross output can be written as:

$$X_t = g_A^t \Gamma_t^\phi (K_t^\alpha L_t^{1-\alpha})^{1-\phi} - \Upsilon^t F. \quad (25)$$

Value added, Y_t , is related to gross output, X_t , by

$$Y_t = X_t - \Gamma_t, \quad (26)$$

where Γ_t denotes total intermediates.

The resource constraint of the economy is:

$$Y_t = C_t + \frac{I_t}{g_{\varepsilon I}^t} + \frac{a(u_t)K_t}{g_{\varepsilon I}^t}. \quad (27)$$

(A full set of equilibrium conditions can be found in Appendix A).

3 Calibration

Some parameters are calibrated to their conventional long-run targets in the data, while others are based on the previous literature. The calibration is summarized in Table 1, with the unit of time being a quarter. Some parameter values like $\beta = 0.99$, $b = 0.8$, $\eta = 6$, $\chi = 1$, $\delta = 0.025$ and $\alpha = 0.33$ are standard in the literature and require no explanation.

Other parameters deserve some explanations. The parameter governing the size of investment adjustment costs is $\kappa = 3$, which is slightly higher than the estimate in [Christiano, Eichenbaum, and Evans \(2005\)](#), but slightly lower than the one in [Justiniano, Primiceri, and Tambalotti \(2010, 2011\)](#). The parameter on the squared term in the utilization adjustment cost is set at $\gamma_2 = 0.025$,

which is somewhat higher than the value chosen by [Christiano, Eichenbaum, and Evans \(2005\)](#), but somewhat lower than the estimate reported by [Justiniano, Primiceri, and Tambalotti \(2010, 2011\)](#).

λ_p and λ_w , representing the steady-state price and wage markups under zero trend inflation, are both set at 0.2 consistent with [Rotemberg and Woodford \(1997\)](#) and [Huang and Liu \(2002\)](#). The Calvo probability of price non-reoptimization ξ_p is $2/3$, implying an average waiting time between price changes of 9 months. The Calvo probability of wage non-reoptimization ξ_w is set at $3/4$, meaning that nominal wages remain unchanged for a year on average. These values are consistent with the micro evidence on the frequency of price changes in [Nakamura and Steinsson \(2008\)](#) and on wage changes in [Barattieri, Basu, and Gottschalk \(2014\)](#), as well as with the macro estimates in [Smets and Wouters \(2007\)](#).⁹

Our strategy being to search for the lowest interest rate response to inflation, α_π , consistent with determinacy, the mixed policy rule parameters that must be calibrated are the interest rate smoothing parameter, ρ_r , which is set at 0.8, the coefficient on the output gap, α_y , set at 0.2, and the coefficient on output growth, α_{dy} , also set at 0.2. These values are close to U.S. estimates obtained via Bayesian estimation. When using the CG rule with an interest rate smoothing of order two, we borrow the post-1982 contemporaneous policy rule estimates of [Coibion and Gorodnichenko \(2011\)](#) (see p.356, Table 1) which are $\rho_1 = 1.12$, $\rho_2 = -0.18$, $\alpha_y = 0.44$ and $\alpha_{dy} = 2.21$.

Mapping the model to the data, the trend growth rate of the IST term, $g_{\varepsilon I}$, equals the negative of the growth rate of the relative price of investment goods. To measure this in the data, we define investment as expenditures on new durables plus private fixed investment, and consumption as consumer expenditures of nondurables and services. These series are from the BEA and cover the period 1960:I-2007:III, to leave out the financial crisis.¹⁰ The relative price of investment is the ratio of the implied price index for investment goods to the price index for consumption goods. The average growth rate of the relative price from the period 1960:I-2007:III is -0.00472, so that $g_{\varepsilon I} = 1.0047$. Real per capita GDP is computed by subtracting the log civilian non-institutionalized population from the log-level of real GDP. The average growth rate of the resulting output per capita series over the period is 0.005712, so that $g_Y = 1.005712$ or 2.28 percent a year. Given the calibrated growth of IST from the relative price investment data ($g_{\varepsilon I} = 1.0047$), we then pick $g_A^{1-\phi}$ to generate the appropriate average growth rate of output. This implies $g_A^{1-\phi} = 1.0022$ or a measured growth rate of TFP of about 1 percent per year.

The parameter ϕ , which measures the share of payments to intermediate inputs in total production, is set at $\phi = 0.5$ following [Basu \(1995\)](#), [Dotsey and King \(2006\)](#) and [Christiano, Trabandt, and Walentin \(2011\)](#).

⁹The estimates in Smets and Wouters are 0.65 for non-reset prices and 0.73 for non-reset wages.

¹⁰See [Ascari, Phaneuf, and Sims \(2018\)](#) for a detailed description of how these data are constructed.

4 Rules-Based Monetary Policy and the Threat of Indeterminacy

Using the benchmark model laid out in Section 2, this section identifies the conditions leading to determinacy under the mixed policy rule. We find that achieving determinacy calls for large departures from the original Taylor Principle. Then, we identify the main factors driving our indeterminacy results under this type of rule.

4.1 Mixed Taylor Rule

Figure 1 presents the minimum response of interest rates to inflation required to achieve determinacy in our benchmark model when monetary policy is set in accordance with the mixed policy rule, and this for a level of trend inflation from 0 to 3%. We keep other parameters in the policy rule at their values assigned by our calibration.

Seen through our benchmark model, the basic Taylor Principle breaks down even for an inflation trend of zero, as we find that the lowest α_π -value consistent with determinacy is 1.7. This minimum requirement increases to 3.5 with an inflation trend of 2%, and 4.8 with a trend of 3%. These represent large departures from the original Taylor Principle, and are clearly outside the range of estimates found in the literature.

4.2 Factors Driving Indeterminacy Results Under the Mixed Rule

What are the key factors driving our indeterminacy results under the mixed rule? To answer this question, we consider how different model ingredients impact our results. These findings are presented in Figure 2 where some model features are shut off in order to isolate their impact on determinacy regions. We focus on five different scenarios.

The first scenario is one where nominal wages are perfectly flexible ($\xi_w = 0$). Should nominal wages be reset every period, the lowest α_π -value consistent with determinacy would shrink to 1, 1.1 and 1.3 for a trend inflation of 0, 2% and 3%, respectively. Therefore, emphasizing sticky-price models to look at determinacy issues can be quite misleading since with 3% trend inflation, the lowest α_π -value consistent with determinacy is nearly 4 times larger with both sticky wages and sticky prices than with sticky prices only.

The second scenario assumes that prices are perfectly flexible ($\xi_p = 0$). Then, the lowest α_π -values consistent with determinacy are only slightly different from those obtained with sticky wages, sticky prices and economic growth. This suggests that sticky prices are of secondary importance when sticky wages are included in the model.

The third scenario shuts off economic growth from the model ($g_{\varepsilon I} = g_A = 1$). The impact of economic growth on our determinacy results is also very significant. Without trend growth in neutral and investment-specific technology, $\alpha_\pi \geq 1$ will be consistent with determinacy with zero trend inflation. With 2% trend inflation, α_π must be at least 1.8 and with 3% inflation trend it must be 2.3 at a minimum.

The fourth scenario assumes flexible nominal wages ($\xi_w = 0$) and no economic growth ($g_{\varepsilon I} = g_A = 1$). The results are essentially the same as those obtained under the first scenario, so we do not formally report them.

The fifth and final scenario is one where sticky prices and roundabout production are both removed from our benchmark model ($\xi_p = 0$ and $\phi = 0$). The effects on our results are non negligible. In particular, with 3% trend inflation, the minimum α_π -value consistent with determinacy drops from 5 in our benchmark model to 4.2. This is because the interaction between sticky prices and roundabout production acts as a multiplier of price stickiness as emphasized by [Basu \(1995\)](#), hence increasing the threat of indeterminacy.

5 Alternative Policy Rules

This section uses the model described in Section 2, but looks at the conditions leading to determinacy under three alternatives to the mixed rule, namely *i*) a policy rule reacting to output gap but not to output growth, *ii*) the CG rule responding to output gap and output growth with an interest rate smoothing of order two, and *iii*) a policy rule responding to inflation and output growth but not to output gap. The results are presented in [Figure 3](#).

5.1 Policy Rule Reacting to Output Gap

The first thing we examine is whether a policy rule reacting only to the level of the output gap, and not to output growth, helps improving the prospect of determinacy. What is striking is the high similitude of results obtained under this type of rule and under the mixed Taylor rule. The conditions leading to determinacy with the policy rule reacting only to the level of the output gap are the similar to a first-order approximation to those under the mixed rule. This suggests that the indeterminacy results under the mixed policy rule are in a large part driven by the response to the output gap. In other words, the effect of the output gap on the prospect of determinacy is disproportionately large relative to that of output growth.

5.2 CG Policy Rule

The second scenario is the following. We ask how the post-1982 estimates in [Coibion and Gorodnichenko \(2011\)](#) of a policy rule reacting to the level of the output gap and to output growth would affect our results? Their estimated control parameters are $\alpha_\pi = 1.58$, $\alpha_y = 0.44$ and $\alpha_{dy} = 2.21$, while the interest rate smoothing parameters are $\rho_1 = 1.12$ and $\rho_2 = -0.18$. Based on these estimates, CG report that the U.S. economy was in a determinate state after 1982.

By contrast, our benchmark model implies an indeterminate state. Therefore, we search for the lowest α_π -value consistent with determinacy while keeping other parameters at their estimated values. With zero trend inflation, the lowest α_π -value consistent with determinacy must be equal to 2.6, representing a huge departure from the original Taylor Principle. With a 2% trend inflation, the minimum α_π -value consistent with determinacy rises to 6.1, while with 3% trend inflation, it increases to 9.

The problem in this case is that while the estimate of α_{dy} reported by CG is much higher than assumed by our baseline calibration (2.21 *vs* 0.2), the estimate of α_y is also significantly higher (0.44 *vs* 0.2). These findings confirm once more that responding to the level of the output gap has a disproportionately large influence on the prospect of determinacy.

5.3 Policy Rule Reacting to Output Growth

A final alternative to the mixed policy rule is one where the Fed sets nominal interest rates in reaction to inflation and output growth, but not to the level of the output gap. Adopting this policy rule has a huge impact on the prospect of determinacy. Then, we find that the conditions leading to determinacy are very close to the original Taylor Principle. That is, the lowest α_π -values consistent with determinacy are 1.0, 1.1 and 1.1 with levels of trend inflation of 0, 2% and 3%, respectively. These findings convey an overwhelming advantage to this policy rule over policy rules reacting to the output gap in ensuring determinacy.

6 Sensitivity of Results to Indexation and Taylor Contracts

6.1 Indexation

This subsection assesses the sensitivity of our results to indexing nominal wages and prices to inflation. Although we have provided compelling reasons for abstracting from the quarterly indexation of non-reoptimized wages and prices to inflation in our benchmark model, we now ask whether partial indexation can overcome our main results? We consider a 25% indexation of non-reset prices and wages to the previous quarter's rate of inflation or to steady-state inflation. We do this for the mixed and CG rules and for a level of trend inflation of 3%.

When looking at the impact of price indexation assuming zero wage indexation, we find that price indexation essentially has no impact on our determinacy results, and this whether non-reset prices are indexed to past or steady-state inflation. Therefore, we do not formally report these results.

Panel A of Table 2 reports the results for the case of the mixed rule when nominal wages are partially indexed to the previous quarter's rate of inflation (backward wage indexation) or to the steady state inflation. We find that the lowest α_π -value consistent with determinacy at 3% trend inflation is 3.2. If wages are instead partially indexed to steady-state inflation, we find that the minimum α_π required for determinacy at 3% trend inflation is 3.9.

Looking at Panel B of Table 2, we find that the lowest α_π -values consistent with determinacy at 3% trend inflation under the CG rule and backward wage indexation is 5.5. The corresponding number for indexation to steady state inflation is 6.9.

Given the importance of this parameter for our results, it is helpful to consider empirical evidence on wage indexation. Using U.S. micro data relating to wage-setting, [Barattieri, Basu, and Gottschalk \(2014\)](#) report that the probability of a quarterly wage change for any reason lies between 20 and 25 percent. While they are unable to distinguish between re-optimized wages and

wages mechanically adjusted due to indexation, their estimated hazard rate is not consistent with indexation being important. Rabanal and Rubio-Ramírez (2005) estimate a MSNK model in which non-reset wages are indexed to the previous quarter’s rate of inflation. They report a coefficient of wage indexation of 0.25 for the period 1960:I to 2001:IV.¹¹ Therefore, we conclude that our main finding continues to hold for plausible degrees of wage indexation.

6.2 Taylor Contracts

It is believed that Taylor-contracts generate smaller steady-state distortions than Calvo-contracts. For instance, evidence in Ascari (2004) suggests that the steady-state output losses resulting from positive trend inflation are much smaller under Taylor-contracts than Calvo-contracts. Coibion and Gorodnichenko (2011) find that determinacy is more easily achieved under Taylor-contracts than Calvo-contracts. Both papers utilize a NK model with sticky prices only.

What would be the impact on the prospect of determinacy of embedding Taylor-contracts in our expanded MSNK model? Before formally answering this question, we need to briefly discuss what is the appropriate basis of comparison between Taylor and Calvo models.

Here, we refer to works by Dixon and Kara (2006) and de Walque, Smets, and Wouters (2006), which emphasize that a proper comparison of the degree of price stickiness, and of the degree of wage stickiness in the context of our MSNK model, should be based on the *average age* of running wage and price contracts, rather than on the average frequency of nominal wage and price changes. These authors show that in order to produce the same average contract ages as those implied by the Calvo parameters ξ_p and ξ_w , the Taylor-contract length needs to be $\frac{1+\xi_p}{1-\xi_p}$ periods for prices and $\frac{1+\xi_w}{1-\xi_w}$ periods for nominal wages. With $\xi_p = 2/3$ and $\xi_w = 3/4$, this translates into a Taylor-contract length of 5 periods for prices and 7 periods for nominal wages. (A full set of equilibrium conditions can be found in Appendix B). Table 3 reports the results of the following experiments. Panel A of the table presents the lowest α_π -values consistent with determinacy under our baseline calibration of the mixed policy rule. This time, however, we consider trend inflation ranging from 0 to 4%.¹² Note that with Taylor-contracts, the minimum value of α_π at zero trend inflation required to be consistent with determinacy deviates from the original Taylor Principle at 1.2, and that this value rises to 1.7 with 4% trend inflation. These are smaller, yet non-negligible deviations from the Taylor Principle. Note however that Bayesian estimates of the responses of interest rates to the output gap are generally lower than those obtained with alternative estimation methods.

For instance, Panel B reports results corresponding to the CG rule where $\alpha_y = 0.44$. In that case, the minimum requirements on α_π to ensure determinacy are even higher at 1.4 for zero trend inflation and 2.3 with 4% trend inflation. Panel C considers setting the coefficient on the output gap at 0.5 following Taylor (1999)). There, the α_π consistent with determinacy ranges from 1.5 for zero trend inflation to 2.7 with 4% trend inflation.

¹¹Rabanal and Rubio-Ramírez (2008) obtain a similar result using data for the Euro area.

¹²We did not have to do that with Calvo-contracts since departure from the original Taylor Principle was already high at 3% trend inflation.

We report the results of one final exercise. In a seminal paper, [Clarida, Gali, and Gertler \(2000\)](#) provide a wider range of estimates of the response of interest rates to the output gap conditioned on different sample periods, alternative measures of inflation, etc. They often report coefficients on the output gap which are quite high, and which sometimes exceed one. Panel D of the table, looks at the threat of indeterminacy that would pose setting $\alpha_y = 0.8$, which is in the admissible range of values reported by [Clarida, Gali, and Gertler \(2000\)](#). In this case, achieving determinacy would require $\alpha_\pi = 1.7$ for zero trend inflation and $\alpha_\pi = 3.8$ with 4% trend inflation.

While Calvo-contracts clearly imply stronger steady-state distortions than Taylor-contracts, the threat to determinacy under Taylor-contracts remains, especially in light of the uncertainty surrounding estimates of the policy responses to the output gap in the broad literature. Since there is some uncertainty surrounding estimates of the coefficient on the output gap in the literature, we have considered different possibilities in section 6.2. Two conclusions emerge from the Taylor-contracts analysis. First, the threat of indeterminacy increases as policy response to the output gap rises, for a given trend inflation. Second, the threat of indeterminacy increases as trend inflation increases, for a given response to the output gap, which is consistent with the main message of our paper.

Meanwhile, the conditions leading to determinacy under a policy rule responding to output growth but not to output gap are basically the same under Taylor and Calvo contracts, so we do not explicitly report the results under Taylor-contracts.

7 Conclusion

A main point we have tried to make is that any explorations into what the average optimal rate of inflation is or by how much the inflation target can be raised, should not be done independently of the monetary policy rule. Should the Fed return to more conventional rules-based policies, we have shown that under a speed limit rule responding to output growth a higher inflation target would be admissible without the threat of indeterminacy. But if it followed a conventional output-gap based rule, then a higher inflation target could pose a threat to macroeconomic stability even faced with low inflation. Prior to our work, the answer was that a low level of inflation should never represent a threat to determinacy insofar as the Fed adopts a “hawkish” stand in the fight against inflation.

Given these findings, three questions may come to mind. A first question is: Why have these results been overlooked by the literature? The most obvious reason is that the literature on determinacy has mainly focused on the so-called “workhorse” New Keynesian model with sticky prices only. Another reason is that in MSNK models, non-reset nominal wages and prices are automatically indexed to inflation in a way that neutralizes the impact of positive trend inflation on the prospect of indeterminacy.

A second question is: Knowing that inflation has averaged nearly 4% during the postwar period and about 2% after 1990, would it be possible that the U.S. economy was always in a state of determinacy or indeterminacy during the postwar period? Under an output-gap based rule, the answer would be that economy was always in an indeterminate state throughout the postwar period,

something we find hard to believe. Thus, it is more likely that the Fed has followed a policy rule reacting to output growth but not to output gap, with the possibility that the economy has always experienced a determinate state during the postwar period.

A third question is: If the economy was always in a determinate state during the postwar period with the Fed adopting a policy responding to output growth, what explains the greater macroeconomic stability during the Great Moderation, since escaping self-fulfilling expectations would not be the explanation anymore? Answering this question would require estimating a MSNK model like the one we have proposed with the Fed conducting a policy rule with a response to output growth and no indexation of wages and prices.

References

- Amano, Robert, Kevin Moran, Stephen Murchison, and Andrew Rennison. 2009. "Trend Inflation, Wage and Price Rigidities, and Productivity Growth." *Journal of Monetary Economics* 56:353–364.
- Ascari, Guido. 2004. "Staggered Prices and Trend Inflation: Some Nuisances." *Review of Economic Dynamics* 7:642–667.
- Ascari, Guido, Louis Phaneuf, and Eric Sims. 2018. "On the Welfare and Cyclical Implications of Moderate Trend Inflation." *Journal of Monetary Economics* 99:115–134.
- Ball, Laurence. 2013. "The Case for Four Percent Inflation." *Central Bank Review* 13 (2):17–31. Research and Monetary Policy Department, Central Bank of the Republic of Turkey.
- Barattieri, Alessandro, Susanto Basu, and Peter Gottschalk. 2014. "Some Evidence on the Importance of Sticky Wages." *American Economic Journal: Macroeconomics* 6(1):70–101.
- Basu, Susanto. 1995. "Intermediate Goods and Business Cycles: Implications for Productivity and Welfare." *American Economic Review* 85(3):512–531.
- Bils, Mark and Peter J. Klenow. 2004. "Some Evidence on the Importance of Sticky Prices." *Journal of Political Economy* 112(5):947–985.
- Blanchard, Olivier, Giovanni Dell’Ariccia, and Paolo Mauro. 2010. "Rethinking Macroeconomic Policy." *Journal of Money, Credit, and Banking* 42(s1):199–215.
- Calomiris, Charles W., Peter Ireland, and Mickey Levy. 2015. "A More Effective Strategy for the Fed." Tech. rep.
- Calvo, Guillermo. 1983. "Staggered prices in a utility-maximizing framework." *Journal of Monetary Economics* 12 (3):383–398.
- Chari, V. V., Patrick J. Kehoe, and Ellen R. McGrattan. 2009. "New Keynesian Models: Not Yet Useful for Policy Analysis." *American Economic Journal: Macroeconomics* 1(1):242–266.
- Christiano, Lawrence J., Martin Eichenbaum, and Charles L. Evans. 2005. "Nominal Rigidities and the Dynamic Effects of a Shock to Monetary Policy." *Journal of Political Economy* 113 (1):1–45.
- Christiano, Lawrence J., Martin S. Eichenbaum, and Mathias Trabandt. 2016. "Unemployment and Business Cycles." *Econometrica* 84 (4):1523–1569.
- Christiano, Lawrence J., Mathias Trabandt, and Karl Walentin. 2011. "DSGE Models for Monetary Policy Analysis." In *Handbook of Monetary Economics*, chap. 7, Volume 3. San Diego CA, 285–367.
- Clarida, Richard, Jordi Gali, and Mark Gertler. 2000. "Monetary Policy Rules and Macroeconomic Stability: Evidence and Some Theory." *The Quarterly journal of economics* 115 (1):147–180.

- Cochrane, John. 2017. “The optimal inflation rate.” *The Grumpy Economist* .
- Cogley, Timothy and Argia M. Sbordone. 2008. “Trend Inflation, Indexation and Inflation Persistence in the New Keynesian Phillips Curve.” *American Economic Review* 98 (5):2101–2126.
- Coibion, Olivier and Yuriy Gorodnichenko. 2011. “Monetary Policy, Trend Inflation and the Great Moderation: An Alternative Interpretation.” *American Economic Review* 101 (1):341–370.
- Coibion, Olivier, Yuriy Gorodnichenko, and Johannes F. Wieland. 2012. “The Optimal Inflation Rate in New Keynesian Models: Should Central Banks Raise their Inflation Targets in Light of the ZLB?” *The Review of Economic Studies* 79:1371–1406.
- de Walque, Gregory, Frank Smets, and Rafael Wouters. 2006. “Firm-Specific Production Factors in a DSGE Model with Taylor Price Setting.” *International Journal of Central Banking* 2:107–154.
- Debortoli, Davide, Jordi Galí, and Luca Gambetti. 2018. “On the Empirical (Ir)Relevance of the Zero Lower Bound Constraint.” Working Paper 1013, Barcelona GSE.
- Diercks, Anthony M. 2017. “The Reader’s Guide to Optimal Monetary Policy.” *Federal Reserve Board, Monetary and Financial Market Analysis* June 19.
- Dixon, Huw and Engin Kara. 2006. “How to Compare Taylor and Calvo Contracts: A Comment on Michael Kiley.” *Journal of Money, Credit and Banking* :1119–1126.
- Dotsey, Michael and Robert G. King. 2006. “Pricing, Production, and Persistence.” *Journal of the European Economic Association* 4 (5):893–928.
- Eichenbaum, Martin, Nir Jaimovich, and Sergio Rebelo. 2011. “Reference Prices, Costs, and Nominal Rigidities.” *The American Economic Review* 101 (1):234–262.
- Erceg, Christopher J., Dale W. Henderson, and Andrew T. Levin. 2000. “Optimal Monetary Policy with Staggered Wage and Price Contracts.” *Journal of Monetary Economics* 46:281–313.
- Evans, Charles L. 2012. “Monetary Policy in a Low-Inflation Environment: Developing a State-Contingent Price-Level Target.” *Journal of Money, Credit and Banking* 44:147–155.
- Galí, Jordi. 2008. *Monetary Policy, Inflation, and the Business Cycle: An Introduction to the New Keynesian Framework*. Princeton University Press.
- Huang, Kevin X.D. and Zheng Liu. 2002. “Staggered Contracts and Business Cycle Persistence.” *Journal of Monetary Economics* 49:405–433.
- Ireland, Peter and Mickey Levy. 2017. “A Strategy for Normalizing Monetary Policy.” Shadow open market committee meeting, E21 Manhattan Institute.
- Justiniano, A. and Giorgio Primiceri. 2008. “The Time Varying Volatility of Macroeconomic Fluctuations.” *American Economic Review* 98 (3):604–641.

- Justiniano, Alejandro, Giorgio Primiceri, and Andrea Tambalotti. 2010. "Investment Shocks and Business Cycles." *Journal of Monetary Economics* 57(2):132–145.
- . 2011. "Investment Shocks and the Relative Price of Investment." *Review of Economic Dynamics* 14(1):101–121.
- Khan, Hashmat and John Tsoukalas. 2011. "Investment Shocks and the Comovement Problem." *Journal of Economic Dynamics and Control* 35 (1):115–130.
- . 2012. "The Quantitative Importance of News Shocks in Estimated DSGE Models." *Journal of Money, Credit and Banking* 44 (8):1535–1561.
- Krugman, Paul. 2014. "Inflation Targets Reconsidered." Draft paper for ECB Sintra Conference.
- Nakamura, Emi and Jon Steinsson. 2008. "Five Facts About Prices: A Reevaluation of Menu Cost Models." *Quarterly Journal of Economics* 123 (4):1415–1464.
- Phaneuf, Louis and Jean Gardy Victor. 2018. "Long-Run Inflation and the Distorting Effects of Sticky Wages and Technical Change." *Journal of Money, Credit and Banking*. 51 (1):5–42.
- Rabanal, Pau and Juan F Rubio-Ramírez. 2005. "Comparing New Keynesian Models of the Business Cycle: A Bayesian Approach." *Journal of Monetary Economics* 52 (6):1151–1166.
- . 2008. "Comparing New Keynesian Models in the Euro Area: a Bayesian Approach." *Spanish Economic Review* 10 (1):23–40.
- Rotemberg, Julio J. and Michael Woodford. 1997. "An Optimization-Based Econometric Framework for the Evaluation of Monetary Policy." In *NBER Macroeconomics Annual 1997*, edited by Julio J. Rotemberg and B. S. Bernanke. Cambridge, MA, The MIT Press, 297–346.
- Sims, Eric. 2013. "Growth or the Gap? Which Measure of Economic Activity Should be Targeted in Interest Rate Rules?" Mimeograph, University of Notre Dame.
- Smets, Frank and Raf Wouters. 2007. "Shocks and Frictions in US Business Cycles: A Bayesian DSGE Approach." *American Economic Review* 97 (3):586–606.
- Sveen, Tommy and Lutz Weinke. 2007. "Firm-Specific Capital, Nominal Rigidities, and the Taylor Principle." *Journal of Economic Theory* 136(1):729–737.
- Taylor, John. 1980. "Aggregate Dynamics and Staggered Contracts." *Journal of Political Economy* 88 (1):1–23.
- Taylor, John B. 1999. "A Historical Analysis of Monetary Policy Rules." In *Monetary Policy Rules*. 319–348.
- Taylor, John B. 2015. "Getting Monetary Policy Back on Track." In *Getting Back to a Rules-Based Monetary Strategy*. Shadow Open Market Committee Princeton Club New York City.

- Volcker, Paul. 2014. “Remarks.” Tech. rep., Bretton Woods Committee Annual Meeting.
- Walsh, Carl. 2003. “Speed Limit Policies: the Output Gap and Optimal Monetary Policy.” *American Economic Review* 93(1):265–278.
- Woodford, Michael. 2007. “Interpreting Inflation Persistence: Comments on the Conference ‘Quantitative Evidence on Price Determination’.” *Journal of Money, Credit, and Banking* 39(2):203–210.
- Wu, Jing Cynthia and Fan Dora Xia. 2016. “Measuring the Macroeconomic Impact of Monetary Policy at the Zero Lower Bound.” *Journal of Money, Credit and Banking* 48 (2-3):253–291.
- Wu, Jing Cynthia and Ji Zhang. 2017. “A Shadow Rate New Keynesian Model.” Tech. Rep. 16-18, Chicago Booth Research Paper.

A Set of Equilibrium Conditions for the Benchmark Model

This appendix lists the full set of equilibrium conditions for the benchmark model. These conditions are expressed in stationary transformations of variables, e.g. $\tilde{X}_t = \frac{X_t}{Y_t}$ for most variables.

$$\tilde{\lambda}_t^r = \frac{1}{\tilde{C}_t - hg_Y^{-1}\tilde{C}_{t-1}} - E_t \frac{h\beta}{g_Y\tilde{C}_{t+1} - h\tilde{C}_t} \quad (\text{A1})$$

$$\tilde{r}_t^k = \gamma_1 + \gamma_2(u_t - 1) \quad (\text{A2})$$

$$\tilde{\lambda}_t^r = \tilde{\mu}_t \left(1 - \frac{k}{2} \left(\frac{\tilde{I}_t}{\tilde{I}_{t-1}} g_Y - g_Y \right)^2 - \kappa \left(\frac{\tilde{I}_t}{\tilde{I}_{t-1}} g_Y - g_Y \right) \frac{\tilde{I}_t}{\tilde{I}_{t-1}} g_Y \right) + \beta E_t g_Y^{-1} \tilde{\mu}_{t+1} \kappa \left(\frac{\tilde{I}_{t+1}}{\tilde{I}_t} g_Y - g_Y \right) \left(\frac{\tilde{I}_{t+1}}{\tilde{I}_t} g_Y \right)^2 \quad (\text{A3})$$

$$g_Y g_{\varepsilon l} \tilde{\mu}_t = \beta E_t \tilde{\lambda}_{t+1}^r \left(\tilde{r}_{t+1}^k u_{t+1} - \left(\gamma_1(u_{t+1} - 1) + \frac{\gamma_2}{2}(u_{t+1} - 1)^2 \right) \right) + \beta(1 - \delta) E_t \tilde{\mu}_{t+1} \quad (\text{A4})$$

$$\tilde{\lambda}_t^r = \beta E_t g_Y^{-1} R_t \pi_{t+1}^{-1} \tilde{\lambda}_{t+1}^r \quad (\text{A5})$$

$$\tilde{w}_t^* = \frac{\sigma}{\sigma - 1} \frac{\tilde{w}_{1,t}}{\tilde{w}_{2,t}} \quad (\text{A6})$$

$$\tilde{w}_{1,t} = \eta \left(\frac{\tilde{w}_t}{\tilde{w}_t^*} \right)^{\sigma(1+\chi)} L_t^{1+\chi} + \beta \xi_w E_t \pi_{t+1}^{\sigma(1+\chi)} \left(\frac{\tilde{w}_{t+1}^*}{\tilde{w}_t^*} \right)^{\sigma(1+\chi)} g_Y^{\sigma(1+\chi)} \tilde{w}_{1,t+1} \quad (\text{A7})$$

$$\tilde{w}_{2,t} = \tilde{\lambda}_t^r \left(\frac{\tilde{w}_t}{\tilde{w}_t^*} \right)^\sigma L_t + \beta \xi_w E_t \pi_{t+1}^{\sigma-1} \left(\frac{\tilde{w}_{t+1}^*}{\tilde{w}_t^*} \right)^\sigma g_Y^{\sigma-1} \tilde{w}_{2,t+1} \quad (\text{A8})$$

$$\tilde{K}_t = g_{\varepsilon l} g_Y \alpha (1 - \phi) \frac{m c_t}{\tilde{r}_t^k} \left(v_t^p \tilde{X}_t + F \right) \quad (\text{A9})$$

$$L_t = (1 - \alpha)(1 - \phi) \frac{m c_t}{\tilde{w}_t} \left(v_t^p \tilde{X}_t + F \right) \quad (\text{A10})$$

$$\tilde{\Gamma}_t = \phi m c_t \left(v_t^p \tilde{X}_t + F \right) \quad (\text{A11})$$

$$p_t^* = \frac{\theta}{\theta - 1} \frac{p_{1,t}}{p_{2,t}} \quad (\text{A12})$$

$$p_{1,t} = \tilde{\lambda}_t^r m c_t \tilde{Y}_t + \xi_p \beta \pi_{t+1}^\theta p_{1,t+1} \quad (\text{A13})$$

$$p_{2,t} = \tilde{\lambda}_t^r \tilde{Y}_t + \xi_p \beta \pi_{t+1}^{\theta-1} p_{2,t+1} \quad (\text{A14})$$

$$1 = \xi_p \pi_t^{\theta-1} + (1 - \xi_p) p_t^{*1-\theta} \quad (\text{A15})$$

$$\tilde{w}_t^{1-\sigma} = \xi_w g_Y^{\sigma-1} \tilde{w}_{t-1}^{1-\sigma} \pi_t^{\sigma-1} + (1 - \xi_w) \tilde{w}_t^{*1-\sigma} \quad (\text{A16})$$

$$Y_t = X_t - \Gamma_t \quad (\text{A17})$$

$$v_t^p \tilde{X}_t = \tilde{\Gamma}_t^\phi \tilde{K}_t^{\alpha(1-\phi)} L_t^{(1-\alpha)(1-\phi)} g_Y^{\alpha(\phi-1)} g_{\varepsilon^I}^{\alpha(\phi-1)} - F \quad (\text{A18})$$

$$\tilde{Y}_t = \tilde{C}_t + \tilde{I}_t + g_Y^{-1} g_{\varepsilon^I}^{-1} \left(\gamma_1 (u_t - 1) + \frac{\gamma_2}{2} (u_t - 1)^2 \right) \tilde{K}_t \quad (\text{A19})$$

$$\tilde{K}_{t+1} = \left(1 - \frac{\kappa}{2} \left(\frac{\tilde{I}_t}{\tilde{I}_{t-1}} g_Y - g_Y \right)^2 \right) \tilde{I}_t + (1 - \delta) g_Y^{-1} g_{\varepsilon^I}^{-1} \tilde{K}_t \quad (\text{A20})$$

$$\frac{R_t}{R} = \left(\frac{R_{t-1}}{R} \right)^{\rho_R} \left[\left(\frac{\pi_t}{\bar{\pi}} \right)^{\alpha_\pi} \left(\frac{\tilde{Y}_t}{\tilde{Y}_t^f} \right)^{\alpha_y} \left(\frac{\tilde{Y}_t}{\tilde{Y}_{t-1}} \right)^{\alpha_{dy}} \right]^{1-\rho_R} \varepsilon_t^r \quad (\text{A21})$$

$$\tilde{K}_t = u_t \tilde{K}_t \quad (\text{A22})$$

$$v_t^p = (1 - \xi_p) p_t^{*-\theta} + \xi_p \pi_t^\theta v_{t-1}^p \quad (\text{A23})$$

$$\tilde{\lambda}_{f,t}^r = \frac{1}{\tilde{C}_{f,t} - h g_Y^{-1} \tilde{C}_{f,t-1}} - E_t \frac{h\beta}{g_Y \tilde{C}_{f,t+1} - h \tilde{C}_{f,t}} \quad (\text{A24})$$

$$\tilde{r}_{f,t}^k = \gamma_1 + \gamma_2 (u_{f,t} - 1) \quad (\text{A25})$$

$$\begin{aligned} \tilde{\lambda}_{f,t}^r = & \tilde{\mu}_{f,t} \left(1 - \frac{\kappa}{2} \left(\frac{\tilde{I}_{f,t}}{\tilde{I}_{f,t-1}} g_Y - g_Y \right)^2 - \kappa \left(\frac{\tilde{I}_{f,t}}{\tilde{I}_{f,t-1}} g_Y - g_Y \right) \frac{\tilde{I}_{f,t}}{\tilde{I}_{f,t-1}} g_Y \right) \\ & + \beta E_t g_Y^{-1} \tilde{\mu}_{f,t+1} \kappa \left(\frac{\tilde{I}_{f,t+1}}{\tilde{I}_{f,t}} g_Y - g_Y \right) \left(\frac{\tilde{I}_{f,t+1}}{\tilde{I}_{f,t}} g_Y \right)^2 \end{aligned} \quad (\text{A26})$$

$$g_Y g_{\varepsilon^I} \tilde{\mu}_{f,t} = \beta E_t \tilde{\lambda}_{f,t+1}^r \left(\tilde{r}_{f,t+1}^k u_{f,t+1} - \left(\gamma_1 (u_{f,t+1} - 1) + \frac{\gamma_2}{2} (u_{f,t+1} - 1)^2 \right) \right) + \beta (1 - \delta) E_t \tilde{\mu}_{f,t+1} \quad (\text{A27})$$

$$\tilde{\lambda}_{f,t}^r = \beta E_t g_Y^{-1} R_{f,t} \pi_{f,t+1}^{-1} \tilde{\lambda}_{f,t+1}^r \quad (\text{A28})$$

$$\tilde{w}_{f,t} = \frac{\sigma}{\sigma - 1} \frac{\eta L_{f,t}^X}{\tilde{\lambda}_{f,t}^r} \quad (\text{A29})$$

$$\tilde{K}_{f,t} = \alpha (1 - \phi) \frac{m c_{f,t}}{\tilde{r}_{f,t}^k} \left(\tilde{X}_{f,t} + F \right) \quad (\text{A30})$$

$$L_{f,t} = (1 - \alpha)(1 - \phi) \frac{mc_{f,t}}{\tilde{w}_{f,t}} \left(\tilde{X}_{f,t} + F \right) \quad (\text{A31})$$

$$\tilde{\Gamma}_{f,t} = \phi mc_{f,t} \left(\tilde{X}_{f,t} + F \right) \quad (\text{A32})$$

$$mc_{f,t} = \frac{\theta - 1}{\theta} \quad (\text{A33})$$

$$\tilde{Y}_{f,t} = \tilde{C}_{f,t} + \tilde{I}_{f,t} + \left(\gamma_1(u_{f,t} - 1) + \frac{\gamma_2}{2}(u_{f,t} - 1) \right) \tilde{K}_{f,t} g_Y^{-1} g_{\varepsilon^I}^{-1} \quad (\text{A34})$$

$$\tilde{Y}_{f,t} = \tilde{X}_{f,t} - \tilde{\Gamma}_{f,t} \quad (\text{A35})$$

$$\tilde{X}_{f,t} = \tilde{\Gamma}_{f,t}^{\phi} \tilde{K}_{f,t}^{\alpha(1-\phi)} L_{f,t}^{(1-\alpha)(1-\phi)} g_Y^{\alpha(\phi-1)} g_{\varepsilon^I}^{\alpha(\phi-1)} - F \quad (\text{A36})$$

$$\tilde{K}_{f,t+1} = \left(1 - \frac{\kappa}{2} \left(\frac{\tilde{I}_{f,t}}{\tilde{I}_{f,t-1}} g_Y - g_Y \right)^2 \right) \tilde{I}_{f,t} + (1 - \delta) g_Y^{-1} g_{I,t}^{-1} K_{f,t} \quad (\text{A37})$$

$$\tilde{K}_{f,t} = u_{f,t} \tilde{K}_{f,t} \quad (\text{A38})$$

$$\frac{R_{f,t}}{R} = \left[\left(\frac{\pi_{f,t}}{\pi} \right)^{\alpha_{\pi}} \left(\frac{\tilde{Y}_{f,t}}{\tilde{Y}_{f,t-1}} \right)^{\alpha_{dy}} \right]^{1-\rho_i} \left(\frac{R_{f,t-1}}{R} \right)^{\rho_i} \varepsilon_t^r \quad (\text{A39})$$

Equation (A1) defines the real multiplier on the flow budget constraint. (A2) is the optimality condition for capital utilization. (A3) and (A4) are the optimality conditions for the household choice of investment and next period's stock of capital, respectively. The Euler equation for bonds is given by (A5). (A6)-(A8) describe optimal wage setting for households given the opportunity to adjust their wages. Optimal factor demands are given by equations (A9)-(A11). Optimal price setting for firms given the opportunity to change their price is described by equations (A12)-(A14). The evolutions of aggregate inflation and the aggregate real wage index are given by (A15) and (A16), respectively. Net output is gross output minus intermediates, as given by (A17). The aggregate production function for gross output is (A18). The aggregate resource constraint is (A19), and the law of motion for physical capital is given by (A20). The Taylor rule for monetary policy is (A21). Capital services are defined as the product of utilization and physical capital, as in (A22). The law of motion for price dispersion is (A23). The flexible block (A24)-(A39) represent the equilibrium conditions when both prices and wages are flexible ($\xi_p = \xi_w = 0$).

B Equilibrium Conditions Under Taylor-Contracts

Under Taylor-contracts the set of equilibrium conditions are the same as the benchmark model except for the equations describing (i) the optimal wage setting (A6)-(A8), (ii) the optimal price setting (A12)-(A14), (iii) the evolution of aggregate inflation (A15), (iv) the aggregate wage index (A16) and (v) the law of motion for price dispersion (A23). Below we report the set of equations specific to Taylor-contract. We use a contract length of 5 periods for prices and 7 periods for nominal wages.

$$\tilde{w}_{1,t} = \sum_{h=0}^6 \eta \beta^h g_Y^{h\sigma(1+\chi)} \left(\frac{\tilde{w}_{t+h}}{w_t^*} \right)^{\sigma(1+\chi)} \pi_{t+1,t+h}^{\sigma(1+\chi)} L_{t+h}^{1+\chi} \quad (\text{B1})$$

$$\tilde{w}_{2,t} = \sum_{h=0}^6 \beta^h g_Y^{h(\sigma-1)} \pi_{t+1,t+h}^{(\sigma-1)} \left(\frac{\tilde{w}_{t+h}}{w_t^*} \right)^\sigma \tilde{\lambda}_{t+h}^r L_{t+h} \quad (\text{B2})$$

$$p_{1,t} = \sum_{h=0}^4 \beta^h \tilde{\lambda}_{t+h}^r mc_{t+h} \pi_{t+1,t+h}^\theta X_{t+h} \quad (\text{B3})$$

$$p_{2,t} = \sum_{h=0}^4 \beta^h \tilde{\lambda}_{t+h}^r \pi_{t+1,t+h}^{\theta-1} X_{t+h} \quad (\text{B4})$$

$$1 = \frac{1}{5} \sum_{h=0}^{N_p-1} \left(\frac{p_{t-h}^*}{\pi_{t,t-h+1}} \right)^{1-\theta} \quad (\text{B5})$$

$$\tilde{w}_t^{1-\sigma} = \frac{1}{7} \sum_{h=0}^6 \left(\frac{\tilde{w}_{t-h}^* g_Y^{-h}}{\pi_{t,t-h+1}} \right)^{1-\sigma} \quad (\text{B6})$$

$$v_t^p = \frac{1}{5} \sum_{h=0}^4 \left(\frac{p_{t-h}^*}{\pi_{t,t-h+1}} \right)^{-\theta} \quad (\text{B7})$$

Table 1: Parameter Values

Parameter	Value	Description
β	0.99	Discount factor
b	0.8	Internal habit formation
η	6	Labor disutility
χ	1	Frisch elasticity
κ	3	Investment adjustment cost
δ	0.025	Depreciation rate
γ_1	$u = 1$	Utilization adjustment cost linear term
γ_2	0.025	Utilization adjustment cost squared term
ξ_p	0.66	Calvo price
ξ_w	0.75	Calvo wage
λ_p	0.2	Steady state price markup
λ_w	0.2	Steady state wage markup
ϕ	0.5	Intermediate input share
α	1/3	Capital share
ρ_i	0.8	Taylor rule smoothing
α_π	1.5	Taylor rule inflation
α_y	0.2	Taylor rule output growth
α_y	0.2	Taylor rule output gap
$g_{\varepsilon I}$	1.0047	Gross growth rate of investment specific technology
g_A	$1.0022^{1-\phi}$	Gross growth rate of neutral productivity

Note: This table shows the values of the parameters used in quantitative analysis of the model.

Table 2: Partial indexation of nominal wages to inflation under the mixed Taylor rule and the CG rule

Panel A: Partial (25%) wage indexation under mixed Taylor rule		
Response of α_π consistent with determinacy		
Trend inflation (π)	π_{t-1}	π
0%	$\alpha_\pi \geq 1.6$	$\alpha_\pi \geq 1.7$
2%	$\alpha_\pi \geq 2.4$	$\alpha_\pi \geq 2.9$
3%	$\alpha_\pi \geq 3.2$	$\alpha_\pi \geq 3.9$

Panel B: Partial (25%) wage indexation under CG rule		
Response of α_π consistent with determinacy		
Trend inflation (π)	π_{t-1}	π
0%	$\alpha_\pi \geq 2.2$	$\alpha_\pi \geq 2.6$
2%	$\alpha_\pi \geq 4.1$	$\alpha_\pi \geq 5.2$
3%	$\alpha_\pi \geq 5.5$	$\alpha_\pi \geq 6.9$

Note: This table shows the central bank's minimum responses of inflation to deviations of inflation from target (α_π), which are consistent with determinacy for an inflation trend of 0%, 2% and 3% (annualized). Non-reoptimized nominal wages are indexed to previous quarter's rate of inflation or to steady-state inflation.

Table 3: Determinacy under Taylor Contracts

Panel A: Mixed policy rule with $\alpha_y = 0.2$

Trend inflation (π)	Response of α_π consistent with determinacy
0%	$\alpha_\pi \geq 1.2$
2%	$\alpha_\pi \geq 1.4$
4%	$\alpha_\pi \geq 1.7$

Panel B: [Coibion and Gorodnichenko \(2011\)](#) rule with $\alpha_y = 0.44$

Trend inflation (π)	Response of α_π consistent with determinacy
0%	$\alpha_\pi \geq 1.4$
2%	$\alpha_\pi \geq 1.9$
4%	$\alpha_\pi \geq 2.3$

Panel C: Mixed policy rule with $\alpha_y = 0.5$

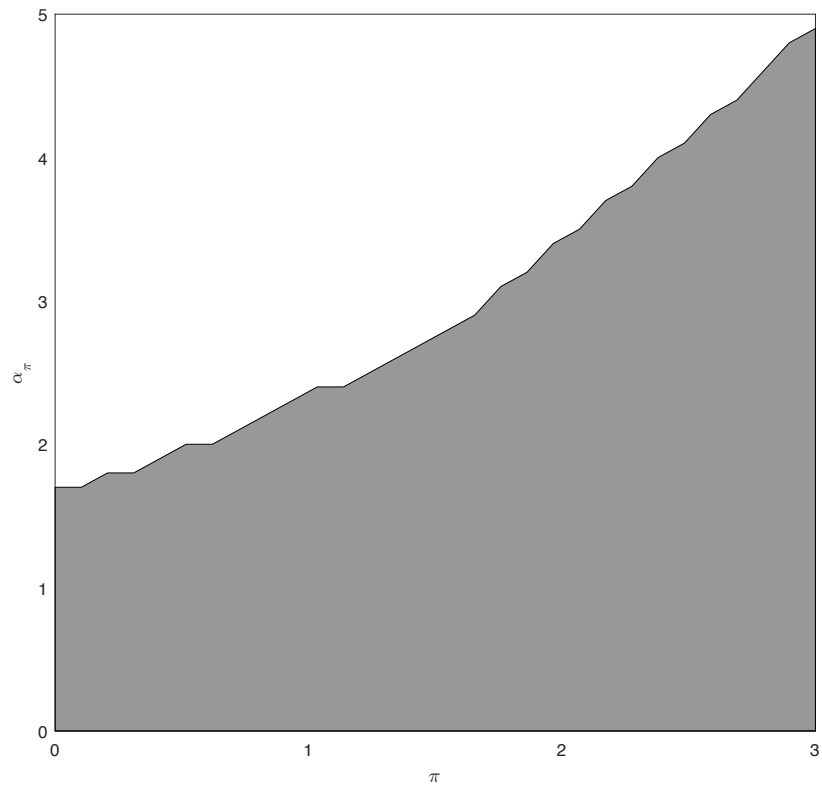
Trend inflation (π)	Response of α_π consistent with determinacy
0%	$\alpha_\pi \geq 1.5$
2%	$\alpha_\pi \geq 2.0$
4%	$\alpha_\pi \geq 2.7$

Panel D: Mixed policy rule with $\alpha_y = 0.8$

Trend inflation (π)	Response of α_π consistent with determinacy
0%	$\alpha_\pi \geq 1.7$
2%	$\alpha_\pi \geq 2.6$
4%	$\alpha_\pi \geq 3.8$

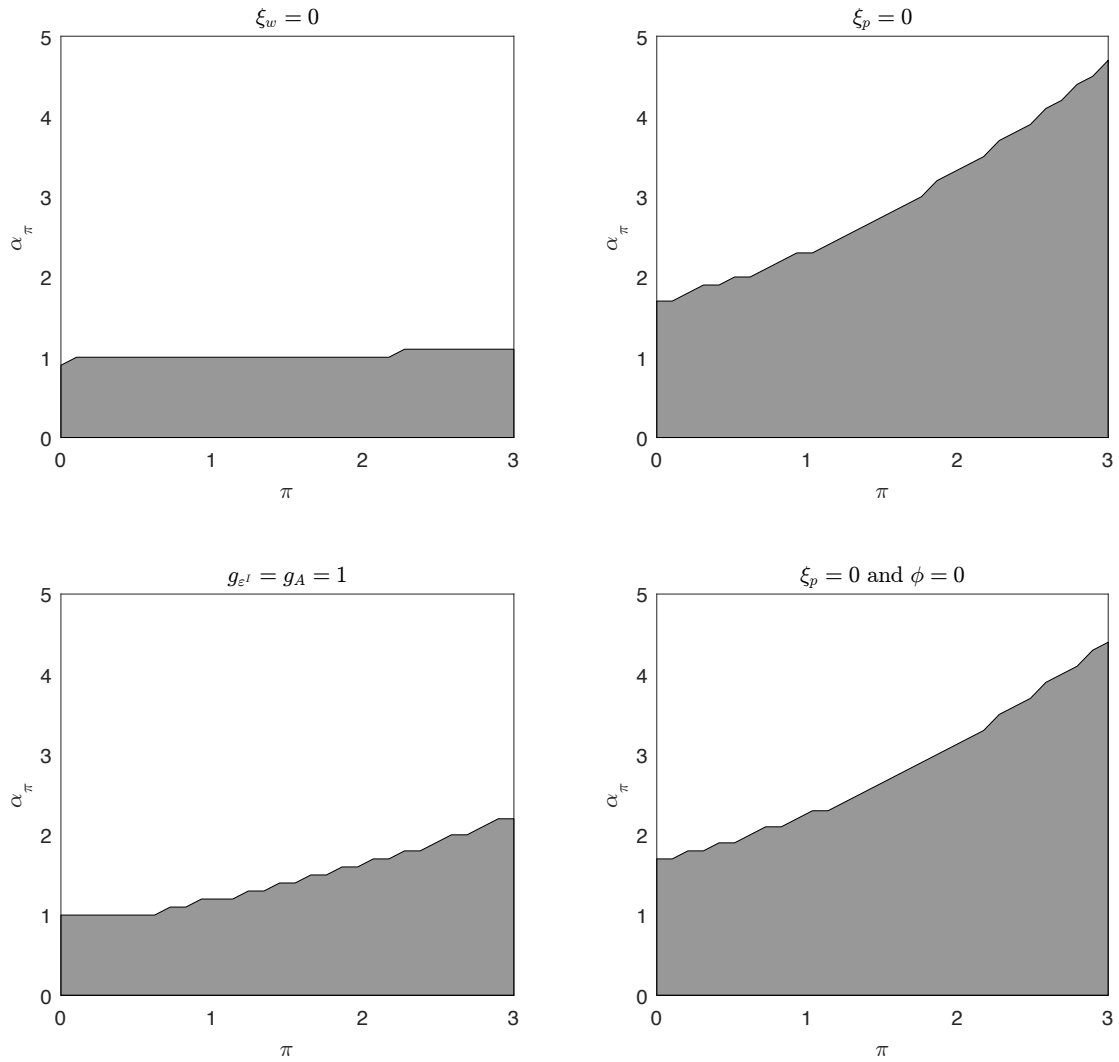
Note: This table shows the central bank's minimum responses of inflation to deviations of inflation from target (α_π), which are consistent with determinacy for an inflation trend of 0%, 2% and 4% (annualized) under Taylor-contracts. α_y denotes the coefficient on the output gap in the policy rule.

Figure 1: Determinacy in the benchmark model



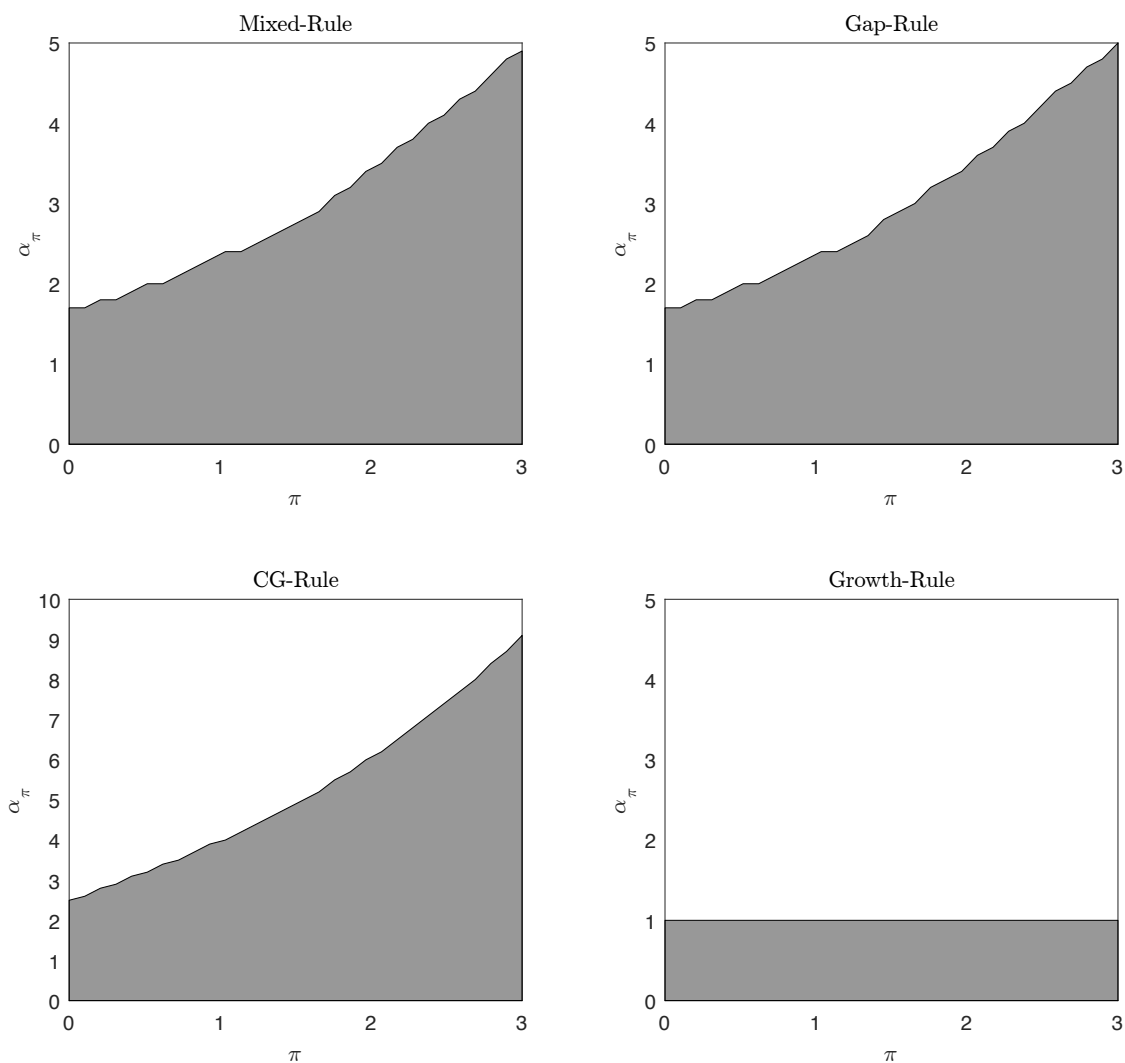
Note: This figure shows the central bank's minimum responses of inflation to deviations of inflation from target (α_π), which are consistent with determinacy for an inflation trend between 0% and 3% (annualized) in the benchmark model.

Figure 2: Impact of model ingredients on determinacy



Note: This figure shows the central bank's minimum responses of inflation to deviations of inflation from target (α_π), which are consistent with determinacy for an inflation trend between 0% and 3% (annualized) for different model ingredients

Figure 3: Determinacy in models with alternative policy rules



Note: This figure shows the central bank's minimum responses of inflation to deviations of inflation from target (α_π), which are consistent with determinacy for an inflation trend between 0% and 3% (annualized) for alternative policy rules.