

Benko, Michal; Härdle, Wolfgang Karl; Kneip, Alois

Working Paper

Common functional principal components

SFB 649 Discussion Paper, No. 2006,010

Provided in Cooperation with:

Collaborative Research Center 649: Economic Risk, Humboldt University Berlin

Suggested Citation: Benko, Michal; Härdle, Wolfgang Karl; Kneip, Alois (2006) : Common functional principal components, SFB 649 Discussion Paper, No. 2006,010, Humboldt University of Berlin, Collaborative Research Center 649 - Economic Risk, Berlin

This Version is available at:

<https://hdl.handle.net/10419/25093>

Standard-Nutzungsbedingungen:

Die Dokumente auf EconStor dürfen zu eigenen wissenschaftlichen Zwecken und zum Privatgebrauch gespeichert und kopiert werden.

Sie dürfen die Dokumente nicht für öffentliche oder kommerzielle Zwecke vervielfältigen, öffentlich ausstellen, öffentlich zugänglich machen, vertreiben oder anderweitig nutzen.

Sofern die Verfasser die Dokumente unter Open-Content-Lizenzen (insbesondere CC-Lizenzen) zur Verfügung gestellt haben sollten, gelten abweichend von diesen Nutzungsbedingungen die in der dort genannten Lizenz gewährten Nutzungsrechte.

Terms of use:

Documents in EconStor may be saved and copied for your personal and scholarly purposes.

You are not to copy documents for public or commercial purposes, to exhibit the documents publicly, to make them publicly available on the internet, or to distribute or otherwise use the documents in public.

If the documents have been made available under an Open Content Licence (especially Creative Commons Licences), you may exercise further usage rights as specified in the indicated licence.

SFB 649 Discussion Paper 2006-010

Common Functional Principal Components

Michal Benko*
Wolfgang Härdle*
Alois Kneip**



* CASE - Center for Applied Statistics and Economics,
Humboldt-Universität zu Berlin, Germany
** Institute of Statistics, Department of Economics,
Universität Bonn, Germany

This research was supported by the Deutsche
Forschungsgemeinschaft through the SFB 649 "Economic Risk".

<http://sfb649.wiwi.hu-berlin.de>
ISSN 1860-5664

SFB 649, Humboldt-Universität zu Berlin
Spandauer Straße 1, D-10178 Berlin



SFB 649 ECONOMIC RISK BERLIN

COMMON FUNCTIONAL PRINCIPAL COMPONENTS

BY MICHAL BENKO*, WOLFGANG HÄRDLE AND ALOIS KNEIP

Humboldt-Universität and Bonn Universität

Functional principal component analysis (FPCA) based on the Karhunen-Loève decomposition has been successfully applied in many applications, mainly for one sample problems. In this paper we consider common functional principal components for two sample problems. Our research is motivated not only by the theoretical challenge of this data situation but also by the actual question of dynamics of implied volatility (IV) functions. For different maturities the log-returns of IVs are samples of (smooth) random functions and the methods proposed here study the similarities of their stochastic behavior. Firstly we present a new method for estimation of functional principal components from discrete noisy data. Next we present the two sample inference for FPCA and develop two sample theory. We propose bootstrap tests for testing the equality of eigenvalues, eigenfunctions, and mean functions of two functional samples, illustrate the test-properties by simulation study and apply the method to the IV analysis.

1. Introduction. In many applications in biometrics, chemometrics, econometrics, etc., the data come from the observation of continuous phenomena of time or space and can be assumed to represent a sample of i.i.d. smooth random functions $X_1(t), \dots, X_n(t) \in L^2[0, 1]$. Functional data analysis has received considerable attention in the statistical literature during the last decade. In this context functional principal component analysis (FPCA) has proved to be a key technique. An early reference is Rao (1958), and some important methodological contributions are, for example, given in Besse & Ramsay (1986) or Rice & Silverman (1991). For an overview of FPCA applications studied by various authors see Ramsay & Silverman (2002) or Ramsay & Silverman (2005).

The well-known Karhunen-Loève (KL) expansion provides a basic tool to describe the distribution of the random functions X_i and can be seen as the theoretical basis of FPCA. For $v, w \in L^2[0, 1]$ let $\langle v, w \rangle = \int_0^1 v(t)w(t)dt$, and let $\|\cdot\| = \langle \cdot, \cdot \rangle^{1/2}$ denote the usual L^2 -norm. With $\lambda_1 \geq \lambda_2 \geq \dots$ and $\gamma_1, \gamma_2, \dots$ denoting eigenvalues and

*We gratefully acknowledge financial support by the Deutsche Forschungsgemeinschaft and the Sonderforschungsbereich 649 "Ökonomisches Risiko".

AMS 2000 subject classifications: Primary 62H25, 62G08; secondary 62P05

JEL classifications: C14, G19

Keywords and phrases: Functional Principal Components, Nonparametric Regression, Bootstrap, Two Sample Problem

corresponding orthonormal eigenfunctions of the covariance operator Γ of X_i we obtain $X_i = \mu + \sum_{r=1}^{\infty} \beta_{ri} \gamma_r$, $i = 1, \dots, n$, where $\mu = E(X_i)$ is the mean function and $\beta_{ri} = \langle X_i - \mu, \gamma_r \rangle$ are (scalar) factor loadings with $E(\beta_{ri}^2) = \lambda_r$. Structure and dynamics of the random functions can be assessed by analyzing the “functional principal components” γ_r as well as the distribution of the factor loadings. For a given functional sample, the unknown characteristics λ_r, γ_r are estimated by the eigenvalues and eigenfunctions of the empirical covariance operator $\hat{\Gamma}_n$ of X_1, \dots, X_n .

In many important applications a small number of functional principal components will suffice to approximate the functions X_i with a high degree of accuracy. Indeed, FPCA plays a much more central role in functional data analysis than its well-known analogue in multivariate analysis. There are two major reasons. First, distributions on function spaces are complex objects, and the Karhunen-Loève expansion seems to be the only practically feasible way to access their structure. Secondly, in multivariate analysis a substantial interpretation of principal components is often difficult and has to be based on vague arguments concerning the correlation of principal components with original variables. Such a problem does not at all exist in the functional context, where $\gamma_1(t), \gamma_2(t), \dots$ are functions representing the major modes of variation of $X_i(t)$ over t .

In this paper we consider inference and tests of hypotheses on the structure of functional principal components. Motivated by an application to implied volatility analysis we will concentrate on the two sample case. A central point is the use of bootstrap procedures. We will show that the bootstrap methodology can also be applied to functional data.

In Section 2 we start by discussing one-sample inference for FPCA. Basic results on asymptotic distributions have already been derived by Dauxois, Pousse & Romain (1982) in situations where the functions are directly observable. However, in practice the functions of interest are often not directly observed but are regression curves which have to be reconstructed from discrete, noisy data. Section 2.1 therefore presents a new method for estimation of functional principal components in such situations. It consists in an adaptation of a technique introduced by Kneip & Utikal (2001) for the case of density functions. The key-idea is to represent the components of the Karhunen-Loève expansion in terms of an (L^2) scalar-product matrix of the sample. We investigate the asymptotic properties of the proposed method. It is shown that under mild conditions the additional error caused by estimation from discrete, noisy data is first-order asymptotically negligible, and inference may proceed “as if” the functions were directly observed. Generalizing the results of Dauxois, Pousse & Romain (1982), we then present a theorem on the asymptotic distributions of the empirical eigenvalues and eigenfunctions. The structure of the asymptotic expansion derived in the theorem provides a basis to show consistency of bootstrap procedures.

Section 3 deals with two-sample inference. We consider two independent samples of functions $\{X_i^{(1)}\}_{i=1}^{n_1}$ and $\{X_i^{(2)}\}_{i=1}^{n_2}$. The problem of interest is to test in how far the distributions of these random functions coincide. The structure of the different distributions in function space can be accessed by means of the respective Karhunen-Loève expansions

$$X_i^{(p)} = \mu^{(p)} + \sum_{r=1}^{\infty} \beta_{ri}^{(p)} \gamma_r^{(p)}, \quad p = 1, 2.$$

Differences in the distribution of these random functions will correspond to differences in the components of the respective KL expansions above. Two sample inference for FPCA in general has not been considered in the literature so far. In Section 3 we define bootstrap procedures for testing the equality of mean functions, eigenvalues, eigenfunctions, and eigenspaces. Consistency of the bootstrap is derived in Section 3.1, while Section 3.2 contains a simulation study providing insight into the finite sample performance of our tests.

It is of particular interest to compare the functional components characterizing the two samples. If these factors are "common", this means $\gamma_r := \gamma_r^{(1)} = \gamma_r^{(2)}$, then only the factor loadings $\beta_{ri}^{(p)}$ may vary across samples. This situation may be seen as a functional generalization of the concept of "common principal components" as introduced by Flury (1988) in multivariate analysis. A weaker hypothesis may only require equality of the eigenspaces spanned by the first $L \in \mathcal{N}$ functional principal components. If for both samples the common L -dimensional eigenspaces suffice to approximate the functions with high accuracy, then the distributions in function space are well represented by a low dimensional factor model, and subsequent analysis may rely on comparing the multivariate distributions of the random vectors $(\beta_{r1}^{(p)}, \dots, \beta_{rL}^{(p)})^\top$.

The idea of "common functional principal components" is of considerable importance in implied volatility (IV) dynamics. This application is discussed in detail in Section 4. Implied volatility is obtained from the pricing model proposed by Black & Scholes (1973) and is a key parameter for quoting options prices. Our aim is to construct low dimensional factor models for the log-returns of the IV functions of options with different maturities. In our application the first group of functional observations – $\{X_i^{(1)}\}_{i=1}^{n_1}$, are log-returns on the maturity "1 month" (1M group) and second group – $\{X_i^{(2)}\}_{i=1}^{n_2}$, are log-returns on the maturity "3 months" (3M group).

The first three eigenfunctions (ordered with respect to the corresponding eigenvalues), estimated by the method described in Section 2.1, are plotted in Figure 1. The estimated eigenfunctions for both groups are of similar structure which motivates a common FPCA approach. Based on discretized vectors of functional values, a (multivariate) common principal components analysis of implied volatilities has already been considered by Fengler, Härdle & Villa (2003). They rely on the methodology introduced by Flury (1988) which is based on maximum likelihood estimation under

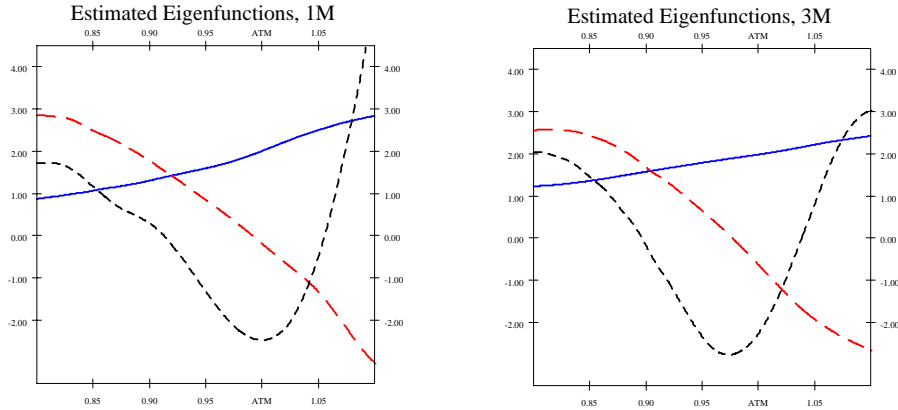


FIG 1. *Estimated eigenfunctions for 1M group in the left plot and 3M group in the right plot, blue solid – first function, red dashed – second function, black finely dashed – third function.*

the assumption of multivariate normality. Our analysis overcomes the limitations of this approach by providing specific hypothesis tests in a fully functional setup. It will be shown in Section 4 that for both groups $L = 3$ components suffice to explain 98.2% of the variability of the sample functions. An application of the tests developed in Section 3 does not reject the equality of the corresponding eigenspaces.

2. Functional Principal Components and one sample inference. In this section we will focus on one sample of i.i.d. smooth random functions $X_1, \dots, X_n \in L^2[0, 1]$. We will assume a well-defined mean function $\mu = E(X_i)$ as well as the existence of a continuous covariance function $\sigma(t, s) = E[\{X_i(t) - \mu(t)\}\{X_i(s) - \mu(s)\}]$. Then $E(\|X_i - \mu\|^2) = \int \sigma(t, t)dt < \infty$, and the covariance operator Γ of X_i is given by

$$(\Gamma v)(t) = \int \sigma(t, s)v(s)ds, \quad v \in L^2[0, 1].$$

The Karhunen-Loève decomposition provides a basic tool to describe the distribution of the random functions X_i . With $\lambda_1 \geq \lambda_2 \geq \dots$ and $\gamma_1, \gamma_2, \dots$ denoting eigenvalues and a corresponding orthonormal basis of eigenfunctions of Γ we obtain

$$X_i = \mu + \sum_{r=1}^{\infty} \beta_{ri} \gamma_r, \quad i = 1, \dots, n, \quad (1)$$

where $\beta_{ri} = \langle X_i - \mu, \gamma_r \rangle$ are uncorrelated (scalar) factor loadings with $E(\beta_{ri}) = 0$, $E(\beta_{ri}^2) = \lambda_r$, and $E(\beta_{ri}\beta_{ki}) = 0$ for $r \neq k$. Structure and dynamics of the random

functions can be assessed by analyzing the "functional principal components" γ_r as well as the distribution of the factor loadings.

A discussion of basic properties of (1) can, for example, be found in Gihman and Skorohod (1973). Under our assumptions, the infinite sums in (1) converge with probability 1, and $\sum_{r=1}^{\infty} \lambda_r = E(\|X_i - \mu\|^2) < \infty$. Smoothness of X_i carries over to a corresponding degree of smoothness of $\sigma(t, s)$ and γ_r . If, with probability 1, $X_i(t)$ is twice continuously differentiable, then σ as well as γ_r are also twice continuously differentiable. The particular case of a Gaussian random function X_i implies that the β_{ri} are independent $N(0, \lambda_r)$ -distributed random variables.

An important property of (1) consists in the known fact that the first L principal components provide a "best basis" for approximating the sample functions in terms of the integrated square error. For any choice of L orthonormal basis functions v_1, \dots, v_L the mean integrated square error: $\rho(v_1, \dots, v_L) = E(\|X_i - \mu - \sum_{r=1}^L \langle X_i - \mu, v_r \rangle v_r\|^2)$ is minimized by $v_r = \gamma_r$.

2.1. Estimation of Functional Principal Components. For a given sample an empirical analog of (1) can be constructed by using eigenvalues $\hat{\lambda}_1 \geq \hat{\lambda}_2 \geq \dots$ and orthonormal eigenfunctions $\hat{\gamma}_1, \hat{\gamma}_2, \dots$ of the empirical covariance operator $\hat{\Gamma}_n$, where

$$(\hat{\Gamma}_n v)(t) = \int \hat{\sigma}(t, s) v(s) ds$$

with $\bar{X} = n^{-1} \sum_{i=1}^n X_i$ and $\hat{\sigma}(t, s) = n^{-1} \sum_{i=1}^n \{X_i(t) - \bar{X}(t)\} \{X_i(s) - \bar{X}(s)\}$ denoting sample mean and covariance function. Then

$$X_i = \bar{X} + \sum_{r=1}^n \hat{\beta}_{ri} \hat{\gamma}_r, \quad i = 1, \dots, n, \quad (2)$$

where $\hat{\beta}_{ri} = \langle \hat{\gamma}_r, X_i - \bar{X} \rangle$. We necessarily obtain $n^{-1} \sum_i \hat{\beta}_{ri} = 0$, $n^{-1} \sum_i \hat{\beta}_{ri} \hat{\beta}_{si} = 0$ for $r \neq s$, and $n^{-1} \sum_i \hat{\beta}_{ri}^2 = \hat{\lambda}_r$. Obviously, $\hat{\lambda}_r$ and $\hat{\gamma}_r$ estimate λ_r and γ_r for $r = 1, 2, \dots$. The results of Dauxois, Pousse & Romain (1982) imply that under regularity conditions $\|\hat{\gamma}_r - \gamma_r\| = \mathcal{O}_p(n^{-1/2})$, $|\hat{\lambda}_r - \lambda_r| = \mathcal{O}_p(n^{-1/2})$, as well as $|\hat{\beta}_{ri} - \beta_{ri}| = \mathcal{O}_p(n^{-1/2})$.

However, in practice, the sample functions X_i are often not directly observed, but have to be reconstructed from noisy observations Y_{ij} at discrete design points t_{ik} :

$$Y_{ik} = X_i(t_{ik}) + \varepsilon_{ik}, \quad k = 1, \dots, T_i, \quad (3)$$

where ε_{ik} are independent noise terms with $E(\varepsilon_{ik}) = 0$, $\text{Var}(\varepsilon_{ik}) = \sigma_i^2$.

In this context the standard approach to estimate functional principal components is to first estimate individual functions nonparametrically (e.g. by B-Splines) and then

to determine eigenfunctions of the resulting estimated empirical covariance operator – see, e.g., Ramsay & Silverman (2005).

We propose an approach motivated by the well known duality relation between row and column spaces of a data matrix, see Härdle, & Simar (2003) chapter 8, among others. In a first step this approach relies on estimating the elements of the matrix:

$$M_{lk} = \langle X_l - \bar{X}, X_k - \bar{X} \rangle, \quad l, k = 1, \dots, n. \quad (4)$$

Some simple linear algebra shows that all nonzero eigenvalues $\hat{\lambda}_1 \geq \hat{\lambda}_2 \dots$ of $\hat{\Gamma}_n$ and $l_1 \geq l_2 \dots$ of M are related by $\hat{\lambda}_r = l_r/n$, $r = 1, 2, \dots$. When using the corresponding orthonormal eigenvectors p_1, p_2, \dots of M , the empirical scores $\hat{\beta}_{ri}$ as well as the empirical eigenfunctions $\hat{\gamma}_r$ are obtained by $\hat{\beta}_{ri} = \sqrt{l_r} p_{ir}$ and

$$\hat{\gamma}_r = \frac{1}{\sqrt{l_r}} \sum_{i=1}^n p_{ir} (X_i - \bar{X}) = \frac{1}{\sqrt{l_r}} \sum_{i=1}^n p_{ir} X_i. \quad (5)$$

The elements of M are functionals which can be estimated with asymptotically negligible bias and a parametric rate of convergence $T_i^{-1/2}$. If the data in (3) is generated from a balanced, equidistant design, then it is easily seen that for $i \neq j$ this rate of convergence is achieved by the estimator:

$$\widehat{M}_{ij} = T^{-1} \sum_{k=1}^T (Y_{ik} - \bar{Y}_{\cdot k})(Y_{jk} - \bar{Y}_{\cdot k}), \quad i \neq j,$$

and

$$\widehat{M}_{ii} = T^{-1} \sum_{k=1}^T (Y_{ik} - \bar{Y}_{\cdot k})^2 - \hat{\sigma}_i^2.$$

Where $\hat{\sigma}_i^2$ denotes some nonparametric estimator of variance and $\bar{Y}_{\cdot k} = n^{-1} \sum_{j=1}^n Y_{jk}$.

In the case of a random design some adjustment is necessary: Define the ordered sample $t_{i(1)} \leq t_{i(2)} \leq \dots \leq t_{i(T_i)}$ of design points, and for $j = 1, \dots, T_i$ let $Y_{i(j)}$ denote the observation belonging to $t_{i(j)}$. With $t_{i(0)} = -t_{i(1)}$ and $t_{i(T_i+1)} = 2 - t_{i(T_i)}$ set

$$\chi_i(t) = \sum_{j=1}^{T_i} Y_{i(j)} I \left(t \in \left[\frac{t_{i(j-1)} + t_{i(j)}}{2}, \frac{t_{i(j)} + t_{i(j+1)}}{2} \right] \right), \quad t \in [0, 1],$$

where $I(\cdot)$ denotes the indicator function, and for $i \neq j$ define the estimate of M_{ij} by

$$\widehat{M}_{ij} = \int_0^1 \{\chi_i(t) - \bar{\chi}(t)\} \{\chi_j(t) - \bar{\chi}(t)\} dt,$$

where $\bar{\chi}(t) = n^{-1} \sum_{i=1}^n \chi_i(t)$. Finally, by redefining $t_{i(1)} = -t_{i(2)}$ and $t_{i(T_i+1)} = 2 - t_{i(T_i)}$, set $\chi_i^*(t) = \sum_{j=2}^{T_i} Y_{i(j-1)} I\left(t \in \left[\frac{t_{i(j-1)}+t_{i(j)}}{2}, \frac{t_{i(j)}+t_{i(j+1)}}{2}\right]\right)$, $t \in [0, 1]$. Then construct estimators of the diagonal terms M_{ii} by

$$\widehat{M}_{ii} = \int_0^1 \{\chi_i(t) - \bar{\chi}(t)\} \{\chi_i^*(t) - \bar{\chi}(t)\} dt. \quad (6)$$

The aim of using the estimator (6) for the diagonal terms is to avoid the additional bias implied by $E_\varepsilon(Y_{ik}^2) = X_i(t_{ij})^2 + \sigma_i^2$. Here E_ε denotes conditional expectation given t_{ij} , X_i . Alternatively we can construct a bias corrected estimator using some nonparametric estimation of variance σ_i^2 , e.g. the difference based model-free variance estimators studied in Hall, Kay & Titterton (1990) can be employed.

The eigenvalues $\hat{l}_1 \geq \hat{l}_2 \dots$ and eigenvectors $\hat{p}_1, \hat{p}_2, \dots$ of the resulting matrix \widehat{M} then provide estimates $\hat{\lambda}_{r;T} = \hat{l}_r/n$ and $\hat{\beta}_{ri;T} = \sqrt{\hat{l}_r} \hat{p}_{ir}$ of λ_r and β_{ri} . Estimates $\hat{\gamma}_{r;T}$ of the empirical functional principal component $\hat{\gamma}_r$ can be determined from (5) when replacing the unknown true functions X_i by nonparametric estimates \hat{X}_i (as, for example, local polynomial estimates) with smoothing parameter (bandwidth) b :

$$\hat{\gamma}_{r;T} = \frac{1}{\sqrt{\hat{l}_r}} \sum_{i=1}^n \hat{p}_{ir} \hat{X}_i. \quad (7)$$

When considering (7), it is important to note that $\hat{\gamma}_{r;T}$ is defined as a *weighted average* of all estimated sample functions. Averaging reduces variance, and efficient estimation of $\hat{\gamma}_r$ therefore requires *undersmoothing* of individual function estimates \hat{X}_i . Theoretical results are given in Theorem 1 below. Indeed, if for example n and $T = \min_i T_i$ are of the same order of magnitude, then under suitable additional regularity conditions it will be shown that for an optimal choice of a smoothing parameter $b \sim (nT)^{-1/5}$ and twice continuously differentiable X_i , we obtain the rate of convergence $\|\hat{\gamma}_r - \hat{\gamma}_{r;T}\| = \mathcal{O}_p\{(nT)^{-2/5}\}$. Note, however, that the bias corrected estimator (6) may yield negative eigenvalues. In practice these values will be small and will have to be interpreted as zero. Furthermore, the eigenfunctions determined by (7) may not be exactly orthogonal. Again, when using reasonable bandwidths, this effect will be small, but of course (7) may be followed by suitable orthogonalization procedure.

It is of interest to compare our procedure to more standard methods for estimating $\hat{\lambda}_r$ and $\hat{\gamma}_r$ as mentioned above. When evaluating eigenvalues and eigenfunctions of the empirical covariance operator of nonparametrically estimated curves \hat{X}_i , then for fixed $r \in \{1, 2, \dots\}$ the above rate of convergence for the estimated eigenfunctions may well be achieved for a suitable choice of smoothing parameters (e.g. number of basis functions). But as will be seen from Theorem 1 our approach also implies that $|\hat{\lambda}_r - \frac{\hat{l}_r}{n}| = \mathcal{O}_p(T^{-1} + n^{-1})$. When using standard methods it does not seem to

be possible to obtain a corresponding rate of convergence, since any smoothing bias $|\mathbb{E}[\hat{X}_i(t)] - X_i(t)|$ will invariably affect the quality of the corresponding estimate of $\hat{\lambda}_r$.

Note that in addition to (7) our final estimate of the empirical mean function $\hat{\mu} = \bar{X}$ will be given by $\hat{\mu}_T = n^{-1} \sum_i \hat{X}_i$. A straightforward approach to determine a suitable bandwidth b consists in a "leave-one-individual-out" cross-validation. For a fixed $s \in \mathbb{N}$ let $\hat{\mu}_{T,-i}$ and $\hat{\gamma}_{r;T,-i}$, $r = 1, \dots, s$ denote the estimates of $\hat{\mu}$ and $\hat{\gamma}_r$ obtained from the data (Y_{lj}, t_{lj}) , $l = 1, \dots, i-1, i+1, \dots, n$, $j = 1, \dots, T_k$. By (7) these estimates depend on b , and one may approximate an optimal smoothing parameter by minimizing

$$\sum_i \sum_j \left\{ Y_{ij} - \hat{\mu}_{T,-i}(t_{ij}) - \sum_{r=1}^s \hat{\vartheta}_{ri} \hat{\gamma}_{r;T,-i}(t_{ij}) \right\}^2$$

over b , where $\hat{\vartheta}_{ri}$ denote ordinary least squares estimates of $\hat{\beta}_{ri}$. A more sophisticated version of this method may even allow to select different bandwidths b_r when estimating different functional principal components by (7). Although, under certain regularity conditions, the same qualitative rates of convergence hold for any arbitrary fixed r , convergence is *not uniform* over $r = 1, 2, \dots$. Due to $\langle \gamma_s, \gamma_r \rangle = 0$ for $s < r$, the number of zero crossings, peaks and valleys of γ_r has to increase with r . Hence, in tendency γ_r will be less and less smooth as r increases. At the same time, $\lambda_r \rightarrow 0$ which means that for large r the r -th eigenfunctions will only possess a very small influence on the structure of X_i . This in turn means that the relative importance of the error terms ε_{ik} in (3) on the structure of $\hat{\gamma}_{r;T}$ will increase with r .

2.2. One sample inference. Clearly, in the framework described by (1) - (3) we are faced with two sources of variability of estimated functional principal components. Due to sampling variation $\hat{\gamma}_r$ will differ from the true component γ_r , and due to (3) there will exist an additional estimation error when approximating $\hat{\gamma}_r$ by $\hat{\gamma}_{r;T}$.

The following theorems quantify the order of magnitude of these different types of error. Our theoretical results are based on the following assumptions on the structure of the random functions X_i .

Assumption 1.

$X_1, \dots, X_n \in L^2[0, 1]$ is an i.i.d. sample of random functions with mean μ and continuous covariance function $\sigma(t, s)$, and (1) holds for a system of eigenfunctions satisfying $\sup_r \sup_{t \in [0, 1]} \gamma_r(t) < \infty$.

Furthermore, $\sum_{r=1}^{\infty} \sum_{s=1}^{\infty} \mathbb{E}[\beta_{ri}^2 \beta_{si}^2] < \infty$ and $\sum_{q=1}^{\infty} \sum_{s=1}^{\infty} \mathbb{E}[\beta_{ri}^2 \beta_{qi} \beta_{si}] < \infty$ for all $r = 1, 2, \dots$.

Recall that $\mathbb{E}[\beta_{ri}] = 0$ and $\mathbb{E}[\beta_{ri} \beta_{si}] = 0$ for $r \neq s$. Note that the assumption on the factor loadings is necessarily fulfilled if X_i are Gaussian random functions. Then β_{ri} and β_{si} are independent for $r \neq s$, all moments of moments β_{ri} are finite, and hence $\mathbb{E}[\beta_{ri}^2 \beta_{qi} \beta_{si}] = 0$ for $q \neq s$ as well as $\mathbb{E}[\beta_{ri}^2 \beta_{si}^2] = \lambda_r \lambda_s$ for $r \neq s$, see Gihman and Skorohod (1973).

We need some further assumptions concerning smoothness of X_i and the structure of the discrete model (3).

Assumption 2.

- a) X_i is a.s. twice continuously differentiable. There exists a constant $D_1 < \infty$ such that the derivatives are bounded by $\sup_t \mathbb{E}[X_i'(t)^4] \leq D_1$ as well as $\sup_t \mathbb{E}[X_i''(t)^4] \leq D_1$.
- b) The design points t_{ik} , $i = 1, \dots, n$, $k = 1, \dots, T_i$ are i.i.d. random variables which are independent of X_i and ε_{ik} . The corresponding design density f is continuous on $[0, 1]$ and satisfies $\inf_{t \in [0, 1]} f(t) > 0$.
- c) For any i the error terms ε_{ik} are i.i.d. zero mean random variables with $\text{Var}(\varepsilon_{ik}) = \sigma_i^2$. Furthermore, ε_{ik} is independent of X_i , and there exists a constant D_2 such that $\mathbb{E}(\varepsilon_{ik}^8) < D_2$ for all i, k .
- d) The estimates \hat{X}_i used in (7) are determined by either a local linear or a Nadaraya-Watson kernel estimator with smoothing parameter b and kernel function K . K is a continuous probability density which is symmetric at 0.

The following theorems provide asymptotic results as $n, T \rightarrow \infty$, where $T = \min_{i=1}^n \{T_i\}$. Note that eigenfunctions and eigenvectors are only unique up to sign changes. In the following we will always assume that the right "versions" are used. This will go without saying.

Theorem 1: In addition to Assumptions 1 and 2 assume that $\inf_{s \neq r} |\lambda_r - \lambda_s| > 0$ holds for some $r = 1, 2, \dots$. Then

i) $n^{-1} \sum_{i=1}^n (\hat{\beta}_{ri} - \hat{\beta}_{ri;T})^2 = \mathcal{O}_p(T^{-1})$ and

$$|\hat{\lambda}_r - \frac{\hat{l}_r}{n}| = \mathcal{O}_p(T^{-1} + n^{-1}). \quad (8)$$

ii) If additionally $(Tb^2)^{-1} \rightarrow 0$ as $n, T \rightarrow \infty$, then for all $t \in [0, 1]$

$$|\hat{\gamma}_r(t) - \hat{\gamma}_{r;T}(t)| = \mathcal{O}_p\{b^2 + (nTb)^{-1/2} + (Tb^{1/2})^{-1} + n^{-1}\}. \quad (9)$$

A proof is given in the appendix.

Theorem 2: Under Assumption 1 we obtain:

i) For all $t \in [0, 1]$

$$\sqrt{n}\{\bar{X}(t) - \mu(t)\} = \sum_r \left\{ \frac{1}{\sqrt{n}} \sum_{i=1}^n \beta_{ri} \right\} \gamma_r(t) \xrightarrow{\mathcal{L}} N \left(0, \sum_r \lambda_r \gamma_r(t)^2 \right),$$

If, furthermore, $\lambda_{r-1} > \lambda_r > \lambda_{r+1}$ holds for some fixed $r \in \{1, 2, \dots\}$, then

ii)

$$\sqrt{n}(\hat{\lambda}_r - \lambda_r) = \frac{1}{\sqrt{n}} \sum_{i=1}^n (\beta_{ri}^2 - \lambda_r) + \mathcal{O}_p(n^{-1/2}) \xrightarrow{\mathcal{L}} N(0, \Lambda_r), \quad (10)$$

where $\Lambda_r = \mathbb{E}[(\beta_{ri}^2 - \lambda_r)^2]$,

iii) and for all $t \in [0, 1]$

$$\hat{\gamma}_r(t) - \gamma_r(t) = \sum_{s \neq r} \left\{ \frac{1}{n(\lambda_r - \lambda_s)} \sum_{i=1}^n \beta_{si} \beta_{ri} \right\} \gamma_s(t) + R_r(t), \text{ where } \|R_r\| = \mathcal{O}_p(n^{-1}). \quad (11)$$

Moreover,

$$\sqrt{n} \sum_{s \neq r} \left\{ \frac{1}{n(\lambda_r - \lambda_s)} \sum_{i=1}^n \beta_{si} \beta_{ri} \right\} \gamma_s(t) \xrightarrow{\mathcal{L}} N \left(0, \sum_{q \neq r} \sum_{s \neq r} \frac{\mathbb{E}[\beta_{ri}^2 \beta_{qi} \beta_{si}]}{(\lambda_q - \lambda_r)(\lambda_s - \lambda_r)} \gamma_q(t) \gamma_s(t) \right)$$

A proof can be found in the appendix. The theorem provides a generalization of the results of Dauxois, Pousse & Romain (1982) who derive explicit asymptotic distributions by assuming Gaussian random functions X_i . Note that in this case $\Lambda_r = 2\lambda_r^2$, and $\sum_{q \neq r} \sum_{s \neq r} \frac{\mathbb{E}[\beta_{ri}^2 \beta_{qi} \beta_{si}]}{(\lambda_q - \lambda_r)(\lambda_s - \lambda_r)} \gamma_q(t) \gamma_s(t) = \sum_{s \neq r} \frac{\lambda_r \lambda_s}{(\lambda_s - \lambda_r)^2} \gamma_s(t)^2$.

Theoretical work in functional data analysis is usually based on the implicit assumption that the additional error due to (3) is negligible, and that one can proceed “as if” the functions X_i were directly observed. In view of Theorems 1 and 2 this approach is justified in the following situations:

- 1) T is much larger than n , i.e. $n/T^{4/5} \rightarrow 0$, and the smoothing parameter b in (7) is of order $T^{-1/5}$ (optimal smoothing of individual functions).
- 2) T is smaller than n but $n/T^2 \rightarrow 0$, and an undersmoothing bandwidth $b \sim (nT)^{-1/5}$ is used.

In both cases 1) and 2) the above theorems imply that $|\hat{\lambda}_r - \frac{\hat{t}_r}{n}| = \mathcal{O}_p(|\hat{\lambda}_r - \lambda_r|)$ as well as $\|\hat{\gamma}_r - \hat{\gamma}_{r;T}\| = \mathcal{O}_p(\|\hat{\gamma}_r - \gamma_r\|)$. Inference about functional principal components will then be first order equivalent to an inference based on known functions X_i .

In such situations Theorem 2 suggests bootstrap procedures as tools for one sample inference. For example, the distribution of $\|\hat{\gamma}_r - \gamma_r\|$ may be approximated by the bootstrap distribution of $\|\hat{\gamma}_r^* - \hat{\gamma}_r\|$, where $\hat{\gamma}_r^*$ are estimates to be obtained from i.i.d. bootstrap resamples $X_1^*, X_2^*, \dots, X_n^*$ of $\{X_1, X_2, \dots, X_n\}$. This means that $X_1^* =$

$X_{i_1}, \dots, X_{i_n}^* = X_{i_n}$ for some indices i_1, \dots, i_n drawn independently and with replacement from $\{1, \dots, n\}$ and, in practice, $\hat{\gamma}_r^*$ may thus be approximated from corresponding discrete data $(Y_{i_1 j}, t_{i_1 j})_{j=1, \dots, T_{i_1}}, \dots, (Y_{i_n j}, t_{i_n j})_{j=1, \dots, T_{i_n}}$. The additional error is negligible if either 1) or 2) are satisfied.

One may wonder about the validity of such a bootstrap. Functions are complex objects and there is no established result in bootstrap theory which readily generalizes to samples of random functions. But by (1) i.i.d. bootstrap resamples $\{X_i^*\}_{i=1, \dots, n}$ may be equivalently represented by corresponding i.i.d. resamples $\{\beta_{1i}^*, \beta_{2i}^*, \dots\}_{i=1, \dots, n}$ of factor loadings. Standard multivariate bootstrap theorems imply that for any $q \in \mathbb{N}$ the distribution of moments of the random vectors $(\beta_{1i}, \dots, \beta_{qi})$ may be consistently approximated by the bootstrap distribution of corresponding moments of $(\beta_{1i}^*, \dots, \beta_{qi}^*)$. Together with some straightforward limit arguments as $q \rightarrow \infty$, the structure of the first order terms in the asymptotic expansions (10) and (11) then allows to establish consistency of the functional bootstrap. These arguments will be made precise in the proof of Theorem 3 below, which concerns related bootstrap statistics in two sample problems.

2.3. Example. For the illustration purposes, we use a simulated functional data set of random linear combinations of two Fourier functions:

$$X_i(t_{ik}) = \beta_{1i}\sqrt{2}\sin(2\pi t_{ik}) + \beta_{2i}\sqrt{2}\cos(2\pi t_{ik}) + \varepsilon_{ik} \quad (12)$$

where the factor loadings are normally distributed with $\beta_{1i} \sim N(0, 6)$, $\beta_{2i} \sim N(0, 4)$, the error terms $\varepsilon_{ik} \sim N(0, 0.25)$ (all of them i.i.d. over i and k). The functions are generated (“observed”) on the uniformly i.i.d. grid $t_{ik} \sim U[0, 1]$, $k = 1, \dots, T = 150$, $i = 1, \dots, n = 40$. The estimators \hat{X}_i are obtained by the local constant (Nadaraya-Watson) estimator with Epanechnikov kernel and bandwidth $b = 0.07$.

Estimators \hat{X}_i of the simulated functional data set and estimator of the first eigenfunction are displayed in the Figure 2. The Figure 3 gives another insight in to the finite sample behavior. Here we have repeated the simulations 50 times, with $\beta_{1i} \sim N(0, 6)$, $\beta_{2i} \sim N(0, 4)$, $\varepsilon_{ik} \sim N(0, 0.25)$. We can see that the variation of the sample generated by the scheme (12) is essentially reflected in some shift of the estimated eigenfunction.

3. Two sample inference. The comparison of functional components across groups leads naturally to two sample problems. Thus let

$$X_1^{(1)}, X_2^{(1)}, \dots, X_{n_1}^{(1)} \text{ and } X_1^{(2)}, X_2^{(2)}, \dots, X_{n_2}^{(2)}$$

denote two independent samples of smooth functions. The problem of interest is to test in how far the distributions of these random functions coincide. The structure of the different distributions in function space can be accessed by means of the respective

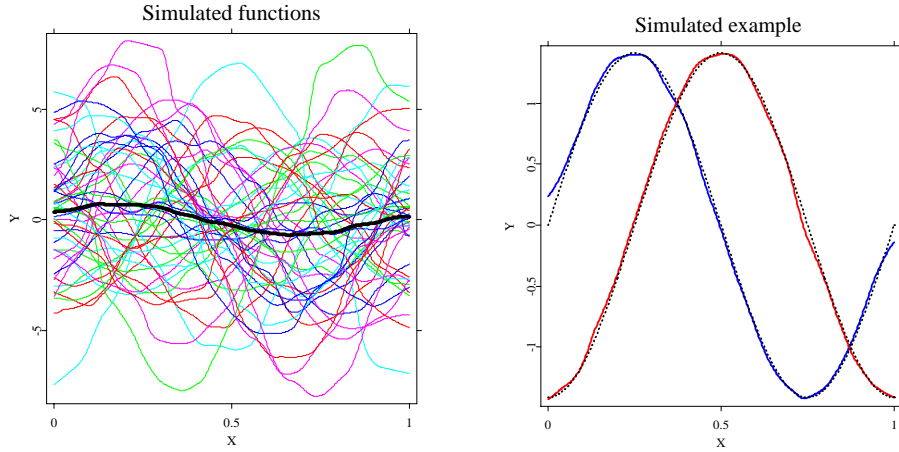


FIG 2. *Simulated example, in the left picture the Nadaraya-Watson estimators of simulated functions are plotted ($b=0.07$). Estimated mean functions (black thick), in the right picture the estimated first (blue) and second (red) eigenfunction, true eigenfunctions: (first blue, second red dashed).*

Karhunen-Loève decompositions. The problem to be considered then translates into testing equality of the different components of these decompositions given by

$$X_i^{(p)} = \mu^{(p)} + \sum_{r=1}^{\infty} \beta_{ri}^{(p)} \gamma_r^{(p)}, \quad p = 1, 2, \quad (13)$$

where again $\gamma_r^{(p)}$ are the eigenfunctions of the respective covariance operator $\Gamma^{(p)}$ corresponding to the eigenvalues $\lambda_1^{(p)} = \mathbb{E}\{(\beta_{1i}^{(p)})^2\} \geq \lambda_2^{(p)} = \mathbb{E}\{(\beta_{2i}^{(p)})^2\} \geq \dots$

It is of great interest to detect possible variations in the functional components characterizing the two samples in (13). Significant difference may give rise to substantial interpretation. Important hypotheses to be considered thus are:

$$H_{01} : \mu^{(1)} = \mu^{(2)} \quad \text{and} \quad H_{02,r} : \gamma_r^{(1)} = \gamma_r^{(2)}, \quad r = 1, 2, \dots$$

Hypothesis $H_{02,r}$ is of particular importance. Then $\gamma_r^{(1)} = \gamma_r^{(2)}$ and only the factor loadings β_{ri} may vary across samples. This assumption has been used in the work of Fengler, Härdle & Villa (2003) and Benko & Härdle (2005) in modeling implied volatilities. It can be seen as a functional generalization of the concept of "common principal components" as introduced by Flury (1988) in multivariate analysis.

If, for example, $H_{02,r}$ is accepted one may additionally want to test hypotheses about the distributions of $\beta_{ri}^{(p)}$, $p = 1, 2$. Recall that necessarily $\mathbb{E}\{\beta_{ri}^{(p)}\} = 0$, $\mathbb{E}\{\beta_{ri}^{(p)}\}^2 = \lambda_r^{(p)}$,

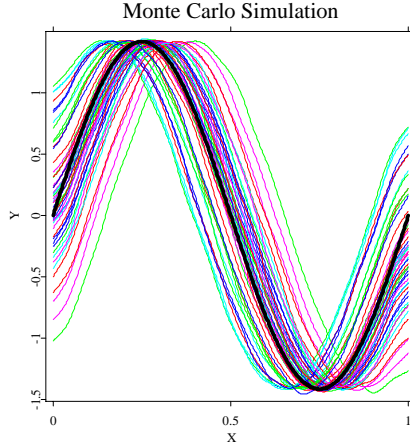


FIG 3. Monte Carlo Simulation, 50 replications, thin lines are estimated first eigenfunctions, the bold black line is the true eigenfunction

and $\beta_{si}^{(p)}$ is uncorrelated with $\beta_{ri}^{(p)}$ if $r \neq s$. If the $X_i^{(p)}$ are Gaussian random variables, the $\beta_{ri}^{(p)}$ are independent $N(0, \lambda_r)$ random variables. A natural hypothesis to be tested then refers to the equality of variances:

$$H_{03,r} : \lambda_r^{(1)} = \lambda_r^{(2)}, \quad r = 1, 2, \dots$$

Let $\hat{\mu}^{(p)}(t) = \frac{1}{n_p} \sum_i X_i^{(p)}(t)$, and let $\hat{\lambda}_1^{(p)} \geq \hat{\lambda}_2^{(p)} \geq \dots$ and $\hat{\gamma}_1^{(p)}, \hat{\gamma}_2^{(p)} \geq \dots$ denote eigenvalues and corresponding eigenfunctions of the empirical covariance operator $\hat{\Gamma}_{n_p}^{(p)}$ of $X_1^{(p)}, X_2^{(p)}(t), \dots, X_{n_p}^{(p)}$. The following test statistics are defined in terms of $\hat{\mu}^{(p)}, \hat{\lambda}_r^{(p)}$ and $\hat{\gamma}_r^{(p)}$. As discussed in the proceeding section, all curves in both samples are usually not directly observed, but have to be reconstructed from noisy observations according to (3). In this situation, the “true” empirical eigenvalues and eigenfunctions have to be replaced by their discrete sample estimates. Bootstrap estimates are obtained by resampling the observations corresponding to the unknown curves $X_i^{(p)}$. As discussed in Section 2.2, the validity of our test procedures is then based on the assumption that T is sufficiently large such that the additional estimation error is asymptotically negligible.

Our tests of the hypotheses H_{01} , $H_{02,r}$ and $H_{03,r}$ rely on the statistics

$$\begin{aligned} D_1 &\stackrel{\text{def}}{=} \|\hat{\mu}^{(1)} - \hat{\mu}^{(2)}\|^2, \\ D_{2,r} &\stackrel{\text{def}}{=} \|\hat{\gamma}_r^{(1)} - \hat{\gamma}_r^{(2)}\|^2, \\ D_{3,r} &\stackrel{\text{def}}{=} |\hat{\lambda}_r^{(1)} - \hat{\lambda}_r^{(2)}|^2. \end{aligned}$$

The respective null-hypothesis has to be rejected if $D_1 \geq \Delta_{1;1-\alpha}$, $D_{2,r} \geq \Delta_{2,r;1-\alpha}$ or $D_{3,r} \geq \Delta_{3,r;1-\alpha}$, where $\Delta_{1;1-\alpha}$, $\Delta_{2,r;1-\alpha}$ and $\Delta_{3,r;1-\alpha}$ denote the critical values of the distributions of

$$\begin{aligned} \Delta_1 &\stackrel{\text{def}}{=} \|\hat{\mu}^{(1)} - \mu^{(1)} - (\hat{\mu}^{(2)} - \mu^{(2)})\|^2, \\ \Delta_{2,r} &\stackrel{\text{def}}{=} \|\hat{\gamma}_r^{(1)} - \gamma_r^{(1)} - (\hat{\gamma}_r^{(2)} - \gamma_r^{(2)})\|^2, \\ \Delta_{3,r} &\stackrel{\text{def}}{=} |\hat{\lambda}_r^{(1)} - \lambda_r^{(1)} - (\hat{\lambda}_r^{(2)} - \lambda_r^{(2)})|^2. \end{aligned}$$

Of course, the distributions of the different Δ 's cannot be accessed directly, since they depend on the unknown true population mean, eigenvalues and eigenfunctions. However, it will be shown below that these distributions and hence their critical values are approximated by the bootstrap distribution of

$$\begin{aligned} \Delta_1^* &\stackrel{\text{def}}{=} \|\hat{\mu}^{(1)*} - \hat{\mu}^{(1)} - (\hat{\mu}^{(2)*} - \hat{\mu}^{(2)})\|^2, \\ \Delta_{2,r}^* &\stackrel{\text{def}}{=} \|\hat{\gamma}_r^{(1)*} - \hat{\gamma}_r^{(1)} - (\hat{\gamma}_r^{(2)*} - \hat{\gamma}_r^{(2)})\|^2, \\ \Delta_{3,r}^* &\stackrel{\text{def}}{=} |\hat{\lambda}_r^{(1)*} - \hat{\lambda}_r^{(1)} - (\hat{\lambda}_r^{(2)*} - \hat{\lambda}_r^{(2)})|^2. \end{aligned}$$

where $\hat{\mu}^{(1)*}$, $\hat{\gamma}_r^{(1)*}$, $\hat{\lambda}_r^{(1)*}$ as well as $\hat{\mu}^{(2)*}$, $\hat{\gamma}_r^{(2)*}$, $\hat{\lambda}_r^{(2)*}$ are estimates to be obtained from independent bootstrap samples $X_1^{1*}(t), X_2^{1*}(t), \dots, X_{n_1}^{1*}(t)$ as well as $X_1^{2*}(t), X_2^{2*}(t), \dots, X_{n_2}^{2*}(t)$.

This test procedure is motivated by the following insights:

1) Under each of our null-hypotheses the respective test statistics D is equal to the corresponding Δ . The test will thus asymptotically possess the correct level: $P(D > \Delta_{1-\alpha}) \approx \alpha$.

2) If the null hypothesis is false, then $D \neq \Delta$. Compared to the distribution of Δ the distribution of D is shifted by the difference in the true means, eigenfunctions, or eigenvalues. In tendency D will be larger than $\Delta_{1-\alpha}$.

Even if for $r \leq L$ the equality of eigenfunctions is rejected, we may be interested in the question whether at least the L -dimensional eigenspaces generated by the first L eigenfunctions are identical. Therefore, let $\mathcal{E}_L^{(1)}$ as well as $\mathcal{E}_L^{(2)}$ denote the L -dimensional linear function spaces generated by the eigenfunctions $\gamma_1^{(1)}, \dots, \gamma_L^{(1)}$ and $\gamma_1^{(2)}, \dots, \gamma_L^{(2)}$, respectively. We then aim to test the null hypothesis:

$$H_{04,L} : \mathcal{E}_L^{(1)} = \mathcal{E}_L^{(2)}.$$

Of course, $H_{0_{4,L}}$ corresponds to the hypothesis that the operators projecting into $\mathcal{E}_L^{(1)}$ and $\mathcal{E}_L^{(2)}$ are identical. This in turn translates into the condition that

$$\sum_{r=1}^L \gamma_r^{(1)}(t)\gamma_r^{(1)}(s) = \sum_{r=1}^L \gamma_r^{(2)}(t)\gamma_r^{(2)}(s) \quad \text{for all } t, s \in [0, 1].$$

Similar to above, a suitable test statistics is given by

$$D_{4,L} \stackrel{\text{def}}{=} \int \int \left\{ \sum_{r=1}^L \hat{\gamma}_r^{(1)}(t)\hat{\gamma}_r^{(1)}(s) - \sum_{r=1}^L \hat{\gamma}_r^{(2)}(t)\hat{\gamma}_r^{(2)}(s) \right\}^2 dt ds$$

and the null hypothesis is rejected if $D_{4,L} \geq \Delta_{4,L;1-\alpha}$, where $\Delta_{4,L;1-\alpha}$ denotes the critical value of the distribution of

$$\Delta_{4,L} \stackrel{\text{def}}{=} \int \int \left[\sum_{r=1}^L \{ \hat{\gamma}_r^{(1)}(t)\hat{\gamma}_r^{(1)}(s) - \gamma_r^{(1)}(t)\gamma_r^{(1)}(s) \} - \sum_{r=1}^L \{ \hat{\gamma}_r^{(2)}(t)\hat{\gamma}_r^{(2)}(s) - \gamma_r^{(2)}(t)\gamma_r^{(2)}(s) \} \right]^2 dt ds.$$

The distribution of $\Delta_{4,L}$ and hence its critical values are approximated by the bootstrap distribution of

$$\Delta_{4,L}^* \stackrel{\text{def}}{=} \int \int \left[\sum_{r=1}^L \{ \hat{\gamma}_r^{(1)*}(t)\hat{\gamma}_r^{(1)*}(s) - \hat{\gamma}_r^{(1)}(t)\hat{\gamma}_r^{(1)}(s) \} - \sum_{r=1}^L \{ \hat{\gamma}_r^{(2)*}(t)\hat{\gamma}_r^{(2)*}(s) - \hat{\gamma}_r^{(2)}(t)\hat{\gamma}_r^{(2)}(s) \} \right]^2 dt ds.$$

It will be shown in Theorem 2 below that under the null hypothesis as well as under the alternative the distributions of $n\Delta_1, n\Delta_{2,r}, n\Delta_{3,r}, n\Delta_{4,L}$ converge to continuous limit distributions which can be consistently approximated by the bootstrap distributions of $n\Delta_1^*, n\Delta_{2,r}^*, n\Delta_{3,r}^*, n\Delta_{4,L}^*$.

3.1. Theoretical Results. Let $n = (n_1 + n_2)/2$. We will assume that asymptotically $n_1 = n \cdot q_1$ and $n_2 = n \cdot q_2$ for some fixed proportions q_1 and q_2 . We will then study the asymptotic behavior of our statistics as $n \rightarrow \infty$.

We will use $\mathcal{X}_1 = \{X_1^{(1)}, \dots, X_{n_1}^{(1)}\}$ and $\mathcal{X}_2 = \{X_1^{(2)}, \dots, X_{n_2}^{(2)}\}$ to denote the observed samples of random functions.

Theorem 3: Assume that $\{X_1^{(1)}, \dots, X_{n_1}^{(1)}\}$ and $\{X_1^{(2)}, \dots, X_{n_2}^{(2)}\}$ are two *independent* samples of random functions each of which satisfies Assumption 1.

As $n \rightarrow \infty$ we then obtain $n\Delta_1 \xrightarrow{\mathcal{L}} F_1$, $n\Delta_{2,r} \xrightarrow{\mathcal{L}} F_{2,r}$, $n\Delta_{3,r} \xrightarrow{\mathcal{L}} F_{3,r}$, and $n\Delta_{4,L} \xrightarrow{\mathcal{L}} F_{4,L}$, where $F_1, F_{2,r}, F_{3,r}, F_{4,L}$ are non-degenerated, continuous probability distributions. Furthermore, for any $\delta > 0$

i)

$$|P(n\Delta_1 \geq \delta) - P(n\Delta_1^* \geq \delta | \mathcal{X}_1, \mathcal{X}_2)| = \mathcal{O}_p(1)$$

as $n \rightarrow \infty$.

ii) If, furthermore, $\lambda_{r-1}^{(1)} > \lambda_r^{(1)} > \lambda_{r+1}^{(1)}$ and $\lambda_{r-1}^{(2)} > \lambda_r^{(2)} > \lambda_{r+1}^{(2)}$ hold for some fixed $r = 1, 2, \dots$, then

$$|P(n\Delta_{k,r} \geq \delta) - P(n\Delta_{k,r}^* \geq \delta | \mathcal{X}_1, \mathcal{X}_2)| = \mathcal{O}_p(1), \quad k = 2, 3$$

as $n \rightarrow \infty$.

iii) If $\lambda_r^{(1)} > \lambda_{r+1}^{(1)}$ and $\lambda_r^{(2)} > \lambda_{r+1}^{(2)}$ holds for all $r = 1, \dots, L$, then

$$|P(n\Delta_{4,L} \geq \delta) - P(n\Delta_{4,L}^* \geq \delta | \mathcal{X}_1, \mathcal{X}_2)| = \mathcal{O}_p(1)$$

as $n \rightarrow \infty$.

The structures of the distributions $F_1, F_{2,r}, F_{3,r}, F_{4,L}$ are derived in the proof of the theorem which can be found in the appendix. They are obtained as limits of distributions of quadratic forms.

3.2. *Simulation study.* In this paragraph we illustrate the finite behavior of the proposed test. We make use of the findings of the Example 2.3 and focus here on the test of common eigenfunctions. Looking at the Figure 3 we observe that the error of the estimation of the eigenfunctions simulated by (12) is manifested by some shift of the estimated eigenfunctions. This motivates the basic simulation-setup (setup ‘‘a’’), where the first sample is generated by the random combination of orthonormalized sine and cosine functions (Fourier functions) and the second sample is generated by the random combination of the same but shifted factor functions:

$$\begin{aligned} X_i^{(1)}(t_{ik}) &= \beta_{1i}^{(1)} \sqrt{2} \sin(2\pi t_{ik}) + \beta_{2i}^{(1)} \sqrt{2} \cos(2\pi t_{ik}) \\ X_i^{(2)}(t_{ik}) &= \beta_{1i}^{(2)} \sqrt{2} \sin\{2\pi(t_{ik} + \delta)\} + \beta_{2i}^{(2)} \sqrt{2} \cos\{2\pi(t_{ik} + \delta)\}. \end{aligned}$$

The factor loadings are i.i.d. random variables with $\beta_{1i}^{(p)} \sim N(0, \lambda_1^{(p)})$ and $\beta_{2i}^{(p)} \sim N(0, \lambda_2^{(p)})$. The functions are generated on the equidistant grid $t_{ik} = t_k = k/T$, $k = 1, \dots, T = 100$, $i = 1, \dots, n = 70$. For the presentation of results in the Table 1, we use the following notation: ‘‘a) $\lambda_1^{(1)}, \lambda_2^{(1)}, \lambda_2^{(2)}, \lambda_2^{(2)}$ ’’. The shift parameter δ is changing from 0 to 0.25 with the step 0.05. It should be mentioned that the shift $\delta = 0$ yields the simulation of level and setup with shift ‘‘ $\delta = 0.25$ ’’ yields the simulation of the alternative, where the two factor functions are exchanged.

In the second setup (setup "b") the first factor functions are same and the second factor functions differ:

$$\begin{aligned} X_i^{(1)}(t_{ik}) &= \beta_{1i}^{(1)}\sqrt{2}\sin(2\pi t_{ik}) + \beta_{2i}^{(1)}\sqrt{2}\cos(2\pi t_{ik}) \\ X_i^{(2)}(t_{ik}) &= \beta_{1i}^{(2)}\sqrt{2}\sin\{2\pi(t_{ik} + \delta)\} + \beta_{2i}^{(2)}\sqrt{2}\sin\{4\pi(t_{ik} + \delta)\}. \end{aligned}$$

In the Table 1 we use the notation "b) $\lambda_1^{(1)}, \lambda_2^{(1)}, \lambda_2^{(2)}, \lambda_2^{(2)}, D_r$ ". D_r means the test for the equality of the r -th eigenfunction. In the bootstrap tests we used 500 bootstrap replications. The critical level in this simulation is $\alpha = 0.1$. The number of simulations is 250.

setup/shift	0	0.05	0.1	0.15	0.2	0.25
a) 10, 5, 8, 4	0.13	0.41	0.85	0.96	1	1
a) 4, 2, 2, 1	0.12	0.48	0.87	0.96	1	1
a) 2, 1, 1.5, 2	0.14	0.372	0.704	0.872	0.92	0.9
b) 10, 5, 8, 4 D_1	0.10	0.44	0.86	0.95	1	1
b) 10, 5, 8, 4 D_2	1	1	1	1	1	1

TABLE 1

The results of the simulations for $\alpha = 0.1$, $n = 70$, $T = 100$, number of simulations 250.

We can interpret the Table 1 in the following way: In power simulations ($\delta \neq 0$) test behaves as expected: less powerful if the functions are "hardly distinguishable" (small shift, small difference in eigenvalues). The level approximation seems to be less precise if the difference in the eigenvalues ($\lambda_1^{(p)} - \lambda_2^{(p)}$) becomes smaller, this can be explained by relative small sample-size n , small number of bootstrap-replications and increasing estimation-error as argued in the Theorem 2, assertion (iii).

In comparison to our general setup (3) we used an equidistant and common design for all functions. This simplification is necessary, it simplifies and speeds-up the simulations, in particular using general random and observation-specific design makes the simulation computationally untractable.

Secondly we omitted the additional observation error, this corresponds to the standard assumptions in the functional principal components theory. As argued in Section 2.2 the inference based on the directly observed functions and estimated functions X_i is first order equivalent under mild conditions implied by Theorems 1 and 2. In order to illustrate this theoretical result in the simulation we used the following setup:

$$\begin{aligned} X_i^{(1)}(t_{ik}) &= \beta_{1i}^{(1)}\sqrt{2}\sin(2\pi t_{ik}) + \beta_{2i}^{(1)}\sqrt{2}\cos(2\pi t_{ik}) + \varepsilon_{ik}^{(1)} \\ X_i^{(2)}(t_{ik}) &= \beta_{1i}^{(2)}\sqrt{2}\sin\{2\pi(t_{ik} + \delta)\} + \beta_{2i}^{(2)}\sqrt{2}\cos\{2\pi(t_{ik} + \delta)\} + \varepsilon_{ik}^{(2)}. \end{aligned}$$

where $\varepsilon_{ik}^{(p)} \sim N(0, 0.25)$, $p = 1, 2$ all other parameters remain same as in the simulation setup "a". Using this setup we recalculate the simulation presented in the second "line"

of the Table 1, for estimation of the functions $X_i^{(p)}$, $p = 1, 2$ we used Nadaraya-Watson estimation with Epanechnikov kernel and bandwidth $b = 0.05$. We run the simulations with various bandwidths, the choice of the bandwidth doesn't have strong influence on results except by oversmoothing (large bandwidths). The results are printed in the

setup/shift	0	0.05	0.1	0.15	0.2	0.25
a)10,5,8,4	0.09	0.35	0.64	0.92	0.94	0.97

TABLE 2

The results of the simulation for $\alpha = 0.1$, $n = 70$, $T = 100$ with additional error in observation.

Table 2. As we can see the difference of the simulation results using estimated functions are not significantly different in comparison to the results printed in the second line of the Table 1 – directly observed functional values.

The last limitation of this simulation study is the choice of particular alternative. A more general setup of this simulation study might be based on the following model: $X_i^{(1)}(t) = \beta_{1i}^{(1)}\gamma_1^{(1)}(t) + \beta_{2i}^{(1)}\gamma_2^{(1)}(t)$, $X_i^{(2)}(t) = \beta_{1i}^{(2)}\gamma_1^{(2)}(t) + \beta_{2i}^{(2)}\gamma_2^{(2)}(t)$ where $\gamma_1^{(1)}$, $\gamma_1^{(2)}$, $\gamma_2^{(1)}$ and g are mutually orthogonal functions on $L^2[0, 1]$ and $\gamma_2^{(2)} = (1 + v^2)^{-1/2}\{\gamma_2^{(1)} + vg\}$. Basically we create the alternative by the contamination of one of the “eigenfunctions” (in our case the second one) in the direction g and ensure $\|\gamma_2^{(2)}\| = 1$. The amount of the contamination is controlled by the parameter v . Note that the exact squared integral difference $\|\gamma_2^{(1)} - \gamma_2^{(2)}\|^2$ does not depend on function g . Thus in the “functional sense” particular “direction of the alternative hypothesis” represented by the function g has no impact on the power of the test. However, since we are using nonparametric estimation technique, we might expect that rough (highly fluctuating) functions g will yield higher error of estimation and hence decrease the precision (and power) of the test. Finally, higher number of factor functions (L) in simulation may cause less precise approximation of critical values and more bootstrap replications and larger sample-size may be needed. This can also be expected from the Theorem 2 in Section 2.2 – the variance of the estimated eigenfunctions depends on all eigenfunctions corresponding to non-zero eigenvalues.

4. Implied Volatility Analysis. In this section we present an application of the method discussed in previous sections to the implied volatilities of european options on the German stock index (ODAX). Implied volatilities are derived from the Black-Scholes (BS) pricing formula for European options, see Black & Scholes (1973). European call and put options are derivatives written on an underlying asset with price process S_i , which yield the pay-off $\max(S_I - K, 0)$ and $\max(K - S_I, 0)$. Here i denotes the current day, I the expiration day and K the strike price. Define $\tau = I - i$, time to maturity. The BS pricing formula is:

$$C_i(S_i, K, \tau, r, \sigma) = S_i\Phi(d_1) - Ke^{-r\tau}\Phi(d_2) \quad (14)$$

where $d_1 = \frac{\ln(S_i/K) + (r + \sigma^2/2)\tau}{\sigma\sqrt{\tau}}$, $d_2 = d_1 - \sigma\sqrt{\tau}$, r is the riskless interest rate, and σ is the (unknown and constant) volatility parameter. In (14) we assume the zero-dividend case. The Put option price P_i can be obtained from the put-call parity $P_i = C_i - S_i + e^{-r\tau}K$.

The implied volatility $\tilde{\sigma}$ is defined as the volatility σ , for which the BS price C_i in (14) equals the price \tilde{C}_i observed on the market. For a single asset, we obtain at each time point (day i) and each maturity τ a IV function $\tilde{\sigma}_i^\tau(K)$. Practitioners often rescale the strike dimension by plotting this surface in terms of (futures) moneyness $\kappa = K/F_i(\tau)$, where $F_i(\tau) = S_i e^{r\tau}$.

Clearly, for given parameters S_i, r, K, τ the mapping from prices to IVs is a one-to-one mapping. In the financial practice the IV is often used for quoting the European options since it reflects the "uncertainty" of the financial market better than the prices it self. For the purpose of this application we will understand the BS-IV as a individual financial variable.

Fengler, Härdle & Villa (2003) studied the dynamics of the IV via PCA on discretized IV functions for different maturity groups and tested the Common Principal Components (CPC) hypotheses (equality of eigenvectors and eigenspaces for different groups). Their method rely on the CPC methodology introduced by Flury (1988) which is based on maximum likelihood estimation under the assumption of multivariate normality. The main aim of this application is to verify their results in a functional sense. Doing so, we overcome two basic weaknesses of their approach. Firstly, the factor model proposed by Fengler, Härdle & Villa (2003) is just performed on a sparse design of moneyness. However, in practice, e.g. in Monte-Carlo pricing methods evaluation on a fine grid is needed. Using the functional PCA approach we may overcome this difficulty and evaluate the factor model on an arbitrary fine grid. A second difficulty of the procedure proposed by Fengler, Härdle & Villa (2003) comes from the data design – on the exchange we cannot observe the option with desired maturity on each day and we need to estimate them from the IV-functions with maturities observed on the particular day. Consequently the two-dimensional Nadaraya-Watson estimator proposed by Fengler, Härdle & Villa (2003) results essentially in the (weighted) average of the IVs (with closest maturities) observed on particular day, which may affect the test of the common eigenfunction hypothesis. We use the linear interpolation scheme in the *total variance* $\sigma_{TOT,i}^2(\kappa, \tau) \stackrel{\text{def}}{=} (\sigma_i^\tau(\kappa))^2\tau$, in order to recover the IV functions with fixed maturity (on day i). This interpolation scheme is based on the arbitrage arguments originally proposed by Kahale (2004) for zero-divident and zero-interest rate case and generalized for deterministic interest rate by Fengler (2005). More precisely, having IVs with maturities observed on a particular day i : $\tilde{\sigma}_i^{\tau_{j_i}}(\kappa)$, $j_i = 1, \dots, p_{\tau_i}$, we calculate the corresponding total variance $\tilde{\sigma}_{TOT,i}(\kappa, \tau_{j_i})$. From these total variances we linearly interpolate the total variance with the desired maturity from the nearest maturities observed on day i . The total variance can easily

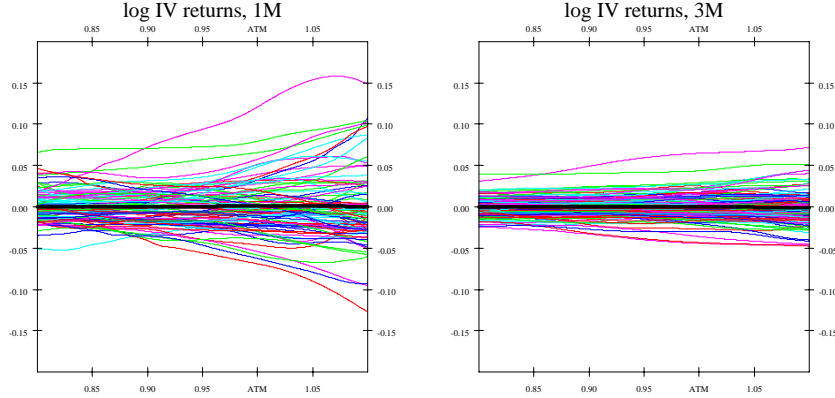


FIG 4. Nadaraya-Watson estimator of the log-IV-returns for maturity 1M in left figure and 3M in right figure. The bold line is the sample mean of the corresponding group.

be transformed to corresponding IV $\tilde{\sigma}_i^\tau(\kappa)$. As the last step we calculate the log-returns $\Delta \log \tilde{\sigma}_i^\tau(\kappa) \stackrel{\text{def}}{=} \log \tilde{\sigma}_{i+1}^\tau(\kappa) - \log \tilde{\sigma}_i^\tau(\kappa)$. The log-IV-returns are observed for each maturity τ on a discrete grid κ_{ik}^τ . We assume that observed log-IV-return $\Delta \log \tilde{\sigma}_i^\tau(\kappa_{ik}^\tau)$ consists of true log-return of the IV function denoted by $\Delta \log \sigma_i^\tau(\kappa_{ik}^\tau)$ and possibly of some additional error ε_{ik}^τ . By setting $Y_{ik}^\tau := \Delta \log \tilde{\sigma}_i^\tau(\kappa_{ik}^\tau)$, $X_i^\tau(\kappa) := \Delta \log \sigma_i^\tau(\kappa)$ we obtain analogue of the model (3) with the argument κ :

$$Y_{ik}^\tau = X_i^\tau(\kappa_{ik}) + \varepsilon_{ik}^\tau, \quad i = 1, \dots, n_\tau. \quad (15)$$

In order to simplify the notation and make the connection with the theoretical part clear we will use the notation in form of (15).

For our analysis we use a recent data set containing the daily data from January 2004 to June 2004 taken from the German-Swiss exchange (EUREX). The violations of the arbitrage-free assumptions were corrected using procedure proposed by Fengler (2005). Similar to Fengler, Härdle & Villa (2003) we excluded options with maturity smaller than 10 days, these option-prices are known to be very noisy, partially because of a special and arbitrary setup in the pricing systems of the dealers. Using the interpolation scheme described above we calculate the log-IV-returns for two maturity groups $\tau = 0.12$ (measured in years), we denote it as "1M" group. and $\tau = 0.36$ ("3M" group) and denote them by Y_{ik}^{1M} , $k = 1, \dots, K_i^{1M}$, Y_{ik}^{3M} , $k = 1, \dots, K_i^{3M}$. Since we ensured that for each i , the interpolation procedure does not use data with same maturity for both groups, this procedure has no impact on the independence of both samples.

The underlying models, based on the truncated version of (2) are:

$$X_i^{1M}(\kappa) = \bar{X}_i^{1M}(\kappa) + \sum_{r=1}^{L_{1M}} \hat{\beta}_{ri}^{1M} \hat{\gamma}_r^{1M}(\kappa), i = 1, \dots, n_{1M} \quad (16)$$

$$X_i^{3M}(\kappa) = \bar{X}_i^{3M}(\kappa) + \sum_{r=1}^{L_{3M}} \hat{\beta}_{ri}^{3M} \hat{\gamma}_r^{3M}(\kappa), i = 1, \dots, n_{3M}. \quad (17)$$

Model (16) and (17) can serve e.g. in a Monte Carlo pricing tool in the risk management for pricing exotic options where the whole path of implied volatilities is needed to determine the price. Estimating the factor functions in (16) and (17) by eigenfunctions displayed in Figure 1 we only need to fit the (estimated) factor loadings $\hat{\beta}_{ji}^{1M}$ and $\hat{\beta}_{ji}^{3M}$. The pillar of the model is the dimension reduction. Keeping the factor function fixed for a certain time period we need to analyze (two) multivariate random processes of the factor loadings. For the purposes of this paper we will concentrate on comparing the factors of the models (16) and (17) and the technical details of the analysis of the factor loading will not be discussed here, we refer to Fengler, Härdle & Villa (2003), who proposed to fit the factor loadings by centered normal distributions with diagonal variance matrix containing the corresponding eigenvalues. For a deeper discussion of the fitting of factor loadings using a more sophisticated approach, basically based on (possibly multivariate) GARCH models, see Fengler (2005b).

From our data set we obtained 88 functional observations for the 1M group (n_{1M}) and 125 observations for the 3M group (n_{3M}). We will estimate the model on the interval for futures moneyness $\kappa \in [0.8, 1.1]$. In comparison to Fengler, Härdle & Villa (2003) we may estimate the models (16) and (17) on arbitrary fine grid (we used an equidistant grid of 500 points on the interval $[0.8, 1.1]$). For illustration, the Nadaraya-Watson (NW) estimator of resulting log-returns is plotted in Figure 4. The smoothing parameters have been chosen in accordance with the requirements in Section 2.2. As argued in the Section 2.2, we should use small smoothing parameters in order to avoid a possible bias in the estimated eigenfunctions. Thus we use for each i essentially the smallest bandwidth b_i that guarantees that estimator \hat{X}_i is defined on the whole support $[0.8, 1.1]$.

Using the procedures described in Section 2.1 we first estimate the eigenfunctions of the both maturity groups. The estimated eigenfunctions are plotted in Figure 1. The structure of the eigenfunctions is in accordance with other empirical studies on IV-surfaces, for a deeper discussion and economical interpretation see for example Fengler, Härdle & Mammen (2005) or Fengler, Härdle & Villa (2003).

Clearly, the ratio of the variance explained by the k -th factor function is given by the quantity $\hat{\nu}_k^{1M} = \hat{\lambda}_k^{1M} / \sum_{j=1}^{n_{1M}} \hat{\lambda}_j^{1M}$ for the 1M group, correspondingly $\hat{\nu}_k^{3M}$ for the 3M group. In Table 3 we list the contributions of the factor functions. Looking at the

Table 3 we can see, that the 4-th factor functions explain less than 1% of the variation, this number was the “threshold” for the choice of the L_{1M} and L_{2M} .

	var. explained 1M	var. explained 3M
$\hat{\gamma}_1^\tau$	89.9%	93.0%
$\hat{\gamma}_2^\tau$	7.7%	4.2%
$\hat{\gamma}_3^\tau$	1.7%	1.0%
$\hat{\gamma}_4^\tau$	0.6%	0.4%

TABLE 3

Variance explained by the eigenfunctions.

We can observe, see Figure 1, that the factor functions for both groups are similar. Thus, in the next step we use the bootstrap test for testing the equality of the factor functions. We use 2000 bootstrap replications. The test of equality of the eigenfunctions was rejected for the first eigenfunction for the analyzed time period (January 2004 – June 2004) at a significance level $\alpha = 0.05$ (P-value 0.01). We may conclude that the (first) factor functions are not exactly same in the factor model for both maturity groups. However from a practical point of view we are more interested in the checking the appropriateness of the whole models for fixed number of factors: $L = 2$ or $L = 3$ in (16) and (17), this turns into testing the equality of eigenspaces. Thus, in the next step we test with the same setup (2000 bootstrap replications) the hypotheses that first two and first three eigenfunctions span the same eigenspaces \mathcal{E}_L^{1M} and \mathcal{E}_L^{3M} . Both hypotheses $L = 2$ and $L = 3$ are not rejected at the significance level $\alpha = 0.05$ (P-value 0.61 for $L = 2$ and 0.09 for $L = 3$). Summarizing, even in the functional sense we have no significant reason to reject the hypothesis of common eigenspaces for these two maturity groups. Using this hypothesis the factors governing the movement of the returns of IV surface are invariant to time to maturity, just their relative importance can change. This leads to the common factor model: $X_i^\tau(\kappa) = \bar{X}^\tau(\kappa) + \sum_{r=1}^{L_\tau} \hat{\beta}_{ri}^\tau \hat{\gamma}_r(\kappa)$, $i = 1, \dots, n_\tau$, $\tau = 1M, 3M$. Where $\gamma_r := \gamma_r^{1M} = \gamma_r^{3M}$. Besides the contribution to the understanding the structure of the IV function dynamics, in the sense of dimension reduction, using the common factor model we reduce the number of functional factors by half comparing to models (16) and (17). Furthermore, from the technical point of view, we also obtain an additional dimension reduction and higher estimation precision, since under this hypothesis we may estimate the eigenfunctions from the (individually centered) pooled sample $X_i(\kappa)^{1M}$, $i = 1, \dots, n_{1M}$, $X_i^{3M}(\kappa)$, $i = 1, \dots, n_{3M}$. The main improvement in comparison to the multivariate study by Fengler, Härdle & Villa (2003) is that our test is performed in the functional sense, doesn't depend on particular discretization and our factor model can be evaluated on an arbitrary fine grid.

5. Appendix: Mathematical Proofs. In the following, $\|v\| = (\int_0^1 v(t)^2 dt)^{1/2}$ will denote the L_2 -norm for any square integrable function v . At the same time, $\|a\| = (\frac{1}{k} \sum_{i=1}^k a_i^2)^{1/2}$ will indicate the Euclidean norm, whenever $a \in \mathbb{R}^k$ is a k -vector for some $k \in \mathbb{N}$.

In the proof of Theorem 1, E_ε and Var_ε denote expectation and variance with respect to ε only (i.e. conditional on t_{ij} and X_i).

Proof of Theorem 1.

Recall the definition of the $\chi_i(t)$ and note that $\chi_i(t) = \chi_i^X(t) + \chi_i^\varepsilon(t)$, where

$$\chi_i^\varepsilon(t) = \sum_{j=1}^{T_i} \varepsilon_{i(j)} I \left(t \in \left[\frac{t_{i(j-1)} + t_{i(j)}}{2}, \frac{t_{i(j)} + t_{i(j+1)}}{2} \right] \right)$$

as well as

$$\chi_i^X(t) = \sum_{j=1}^{T_i} X_i(t_{i(j)}) I \left(t \in \left[\frac{t_{i(j-1)} + t_{i(j)}}{2}, \frac{t_{i(j)} + t_{i(j+1)}}{2} \right] \right)$$

for $t \in [0, 1]$, $t_{i(0)} = -t_{i(1)}$ and $t_{i(T_i+1)} = 2 - t_{i(T_i)}$. Similarly, $\chi_i^*(t) = \chi_i^{X^*}(t) + \chi_i^{\varepsilon^*}(t)$.

By Assumption 2, $E(|t_{i(j)} - t_{i(j-1)}|^s) = \mathcal{O}(T^{-s})$ for $s = 1, \dots, 4$, and the convergence is uniform in $j < n$. Our assumptions on the structure of X_i together with some straightforward Taylor expansions then lead to

$$\langle \chi_i, \chi_j \rangle = \langle X_i, X_j \rangle + \mathcal{O}_p(1/T)$$

and

$$\langle \chi_i, \chi_i^* \rangle = \|X_i\|^2 + \mathcal{O}_p(1/T).$$

Moreover,

$$\begin{aligned} E_\varepsilon(\langle \chi_i^\varepsilon, \chi_j^X \rangle) &= 0, \quad E_\varepsilon(\|\chi_i^\varepsilon\|^2) = \sigma_i^2, \\ E_\varepsilon(\langle \chi_i^\varepsilon, \chi_i^{\varepsilon^*} \rangle) &= 0, \quad E_\varepsilon(\langle \chi_i^\varepsilon, \chi_i^{\varepsilon^*} \rangle^2) = \mathcal{O}_p(1/T), \\ E_\varepsilon(\langle \chi_i^\varepsilon, \chi_j^X \rangle^2) &= \mathcal{O}_p(1/T), \quad E_\varepsilon(\langle \chi_i^\varepsilon, \chi_j^X \rangle \langle \chi_k^\varepsilon, \chi_l^X \rangle) = 0 \quad \text{for } i \neq k, \\ E_\varepsilon(\langle \chi_i^\varepsilon, \chi_j^\varepsilon \rangle \langle \chi_i^\varepsilon, \chi_k^\varepsilon \rangle) &= 0 \quad \text{for } j \neq k \quad \text{and } E_\varepsilon(\|\chi_i^\varepsilon\|^4) = \mathcal{O}_p(1) \end{aligned}$$

hold (uniformly) for all $i, j = 1, \dots, n$.

Consequently, $E_\varepsilon(\|\bar{\chi}\|^2 - \|\bar{X}\|^2) = \mathcal{O}_p(T^{-1} + n^{-1})$.

When using these relations, it is easily seen that for all $i, j = 1, \dots, n$

$$\widehat{M}_{ij} - M_{ij} = \mathcal{O}_p(T^{-1/2} + n^{-1}) \quad \text{and} \quad \text{tr}\{(\widehat{M} - M)^2\}^{1/2} = \mathcal{O}_p(1 + nT^{-1/2}). \quad (18)$$

Since the orthonormal eigenvectors p_q of M satisfy $\|p_q\| = 1$, we furthermore obtain for any $i = 1, \dots, n$ and all $q = 1, 2, \dots$

$$\sum_{j=1}^n p_{jq} \left\{ \widehat{M}_{ij} - M_{ij} - \int_0^1 \chi_i^\varepsilon(t) \chi_j^X(t) dt \right\} = \mathcal{O}_p(T^{-1/2} + n^{-1/2}) \quad (19)$$

as well as

$$\sum_{j=1}^n p_{jq} \int_0^1 \chi_i^\varepsilon(t) \chi_j^X(t) dt = \mathcal{O}_p\left(\frac{n^{1/2}}{T^{1/2}}\right) \quad (20)$$

and

$$\sum_{i=1}^n a_i \sum_{j=1}^n p_{jq} \int_0^1 \chi_i^\varepsilon(t) \chi_j^X(t) dt = \mathcal{O}_p\left(\frac{n^{1/2}}{T^{1/2}}\right) \quad (21)$$

for any further vector a with $\|a\| = 1$.

Recall that the j -th largest eigenvalue l_j satisfies $n\hat{\lambda}_j = l_j$. Since by assumption $\inf_{s \neq r} |\lambda_r - \lambda_s| > 0$, the results of Dauxois, Pousse & Romain (1982) imply that $\hat{\lambda}_r$ converges to λ_r as $n \rightarrow \infty$, and $\sup_{s \neq r} \frac{1}{|\hat{\lambda}_r - \hat{\lambda}_s|} = \mathcal{O}_p(1)$, which leads to $\sup_{s \neq r} \frac{1}{|l_r - l_s|} = \mathcal{O}_p(1/n)$. Assertion a) of Lemma A of Kneip & Utikal (2001) together with (18) - (21) then implies that

$$\begin{aligned} \left| \hat{\lambda}_r - \frac{\hat{l}_r}{n} \right| &= n^{-1} |l_r - \hat{l}_r| = n^{-1} |p_r^\top (\widehat{M} - M) p_r| + \mathcal{O}_p(T^{-1} + n^{-1}) \\ &= \mathcal{O}_p\{(nT)^{-1/2} + T^{-1} + n^{-1}\}. \end{aligned} \quad (22)$$

When analyzing the difference between the estimated and true eigenvectors \hat{p}_r and p_r , assertion b) of Lemma A of Kneip & Utikal (2001) together with (18) lead to

$$\hat{p}_r - p_r = -\mathcal{S}_r (\widehat{M} - M) p_r + \mathcal{R}_r, \quad \text{with } \|\mathcal{R}_r\| = \mathcal{O}_p(T^{-1} + n^{-1}) \quad (23)$$

and $\mathcal{S}_r = \sum_{s \neq r} \frac{1}{l_s - l_r} p_s p_s^\top$. Since $\sup_{\|a\|=1} a^\top \mathcal{S}_r a \leq \sup_{s \neq r} \frac{1}{|l_r - l_s|} = \mathcal{O}_p(1/n)$, we can conclude that

$$\|\hat{p}_r - p_r\| = \mathcal{O}_p(T^{-1/2} + n^{-1}), \quad (24)$$

and our assertion on the sequence $n^{-1} \sum_i (\hat{\beta}_{ri} - \hat{\beta}_{ri;T})^2$ is an immediate consequence.

Let us now consider assertion ii). The well-known properties of local linear estimators imply that $|\mathbb{E}_\varepsilon\{\hat{X}_i(t) - X_i(t)\}| = \mathcal{O}_p(b^2)$ as well as $\text{Var}_\varepsilon\{\hat{X}_i(t)\} = \mathcal{O}_p\{(Tb)^{-1/2}\}$, and the convergence is uniform for all i, n . Furthermore, due to the independence of the error term ε_{ij} , $\text{Cov}_\varepsilon\{\hat{X}_i(t), \hat{X}_j(t)\} = 0$ for $i \neq j$. Therefore,

$$|\hat{\gamma}_r(t) - \frac{1}{\sqrt{l_r}} \sum_{i=1}^n p_{ir} \hat{X}_i(t)| = \mathcal{O}_p\left(b^2 + \frac{1}{\sqrt{nTb}}\right).$$

On the other hand, (18) - (24) imply that with $\hat{X}(t) = (\hat{X}_1(t), \dots, \hat{X}_n(t))^\top$

$$\begin{aligned}
& |\hat{\gamma}_{r;T}(t) - \frac{1}{\sqrt{l_r}} \sum_{i=1}^n p_{ir} \hat{X}_i(t)| \\
&= \left| \frac{1}{\sqrt{l_r}} \sum_{i=1}^n (\hat{p}_{ir} - p_{ir}) X_i(t) + \frac{1}{\sqrt{l_r}} \sum_{i=1}^n (\hat{p}_{ir} - p_{ir}) \{ \hat{X}_i(t) - X_i(t) \} \right| + \mathcal{O}_p(T^{-1} + n^{-1}) \\
&= \frac{\|\mathcal{S}_r X(t)\|}{\sqrt{l_r}} \left| p_r^\top (\hat{M} - M) \mathcal{S}_r \frac{X(t)}{\|\mathcal{S}_r X(t)\|} \right| + \mathcal{O}_p(b^2 T^{-1/2} + T^{-1} b^{-1/2} + n^{-1}) \\
&= \mathcal{O}_p(n^{-1/2} T^{-1/2} + b^2 T^{-1/2} + T^{-1} b^{-1/2} + n^{-1}).
\end{aligned}$$

This proves the theorem.

Proof of Theorem 2:

First consider assertion i). By definition,

$$\bar{X}(t) - \mu(t) = n^{-1} \sum_{i=1}^n \{X_i(t) - \mu(t)\} = \sum_r (n^{-1} \sum_{i=1}^n \beta_{ri}) \gamma_r(t).$$

Recall that, by assumption, β_{ri} are independent, zero mean random variables with variance λ_r , and that the above series converges with probability 1. When defining the truncated series

$$V(q) = \sum_{r=1}^q (n^{-1} \sum_{i=1}^n \beta_{ri}) \gamma_r(t),$$

standard central limit theorems therefore imply that $\sqrt{n}V(q)$ is asymptotically $N(0, \sum_{r=1}^q \lambda_r \gamma_r(t)^2)$ distributed for any possible $q \in \mathbb{N}$.

The assertion of a $N(0, \sum_{r=1}^\infty \lambda_r \gamma_r(t)^2)$ limiting distribution now is a consequence of the fact that for all $\delta_1, \delta_2 > 0$ there exists a q_δ such that $P\{|\sqrt{n}V(q) - \sqrt{n} \sum_r (n^{-1} \sum_{i=1}^n \beta_{ri}) \gamma_r(t)| > \delta_1\} < \delta_2$ for all $q \geq q_\delta$ and all n sufficiently large.

In order to prove assertions i) and ii), consider some fixed $r \in \{1, 2, \dots\}$ with $\lambda_{r-1} > \lambda_r > \lambda_{r+1}$. Note that Γ as well as $\hat{\Gamma}_n$ are nuclear, self-adjoint and non-negative linear operators with $\Gamma v = \int \sigma(t, s) v(s) ds$ and $\hat{\Gamma}_n v = \int \hat{\sigma}(t, s) v(s) ds$, $v \in L^2[0, 1]$. For $m \in \mathbb{N}$ let Π_m denote the orthogonal projector from $L^2[0, 1]$ into the m -dimensional linear space spanned by $\{\gamma_1, \dots, \gamma_m\}$, i.e. $\Pi_m v = \sum_{j=1}^m \langle v, \gamma_j \rangle \gamma_j$, $v \in L^2[0, 1]$. Now consider the operator $\Pi_m \hat{\Gamma}_n \Pi_m$ as well as its eigenvalues and corresponding eigenfunctions denoted by $\hat{\lambda}_{1,m} \geq \hat{\lambda}_{2,m} \geq \dots$ and $\hat{\gamma}_{1,m}, \hat{\gamma}_{2,m}, \dots$, respectively. It follows from well-known results in Hilbert space theory that $\Pi_m \hat{\Gamma}_n \Pi_m$ converges strongly to $\hat{\Gamma}_n$ as $m \rightarrow \infty$. Furthermore, we obtain (Rayleigh-Ritz theorem)

$$\lim_{m \rightarrow \infty} \hat{\lambda}_{r,m} = \lambda_r, \quad \text{and} \quad \lim_{m \rightarrow \infty} \|\hat{\gamma}_r - \hat{\gamma}_{r,m}\| = 0 \quad \text{if} \quad \hat{\lambda}_{r-1} > \hat{\lambda}_r > \hat{\lambda}_{r+1}. \quad (25)$$

Note that under the above condition $\hat{\gamma}_r$ is uniquely determined up to sign, and recall that we always implicitly assume that the right “versions” (with respect to sign) are used when comparing eigenfunctions. By definition $\beta_{ji} = \int \gamma_j(t)\{X_i(t) - \mu(t)\}dt$, and therefore $\int \gamma_j(t)\{X_i(t) - \bar{X}(t)\}dt = \beta_{ji} - \bar{\beta}_j$ as well as $X_i - \bar{X} = \sum_j(\beta_{ji} - \bar{\beta}_j)\gamma_j$, where $\bar{\beta}_j = \frac{1}{n} \sum_{i=1}^n \beta_{ji}$. When analyzing the structure of $\Pi_m \hat{\Gamma}_n \Pi_m$ more deeply, we can verify that $\Pi_m \hat{\Gamma}_n \Pi_m v = \int \hat{\sigma}_m(t, s)v(s)ds$, $v \in L^2[0, 1]$, with

$$\hat{\sigma}_m(t, s) = g_m(t)^\top \hat{\Sigma}_m g_m(s),$$

where $g_m(t) = (\gamma_1(t), \dots, \gamma_m(t))^\top$, and where $\hat{\Sigma}_m$ is the $m \times m$ matrix with elements $\{\frac{1}{n} \sum_{i=1}^n (\beta_{ji} - \bar{\beta}_j)(\beta_{ki} - \bar{\beta}_k)\}_{j,k=1, \dots, m}$. Let $\lambda_1(\hat{\Sigma}_m) \geq \lambda_2(\hat{\Sigma}_m) \geq \dots \geq \lambda_m(\hat{\Sigma}_m)$ and $\hat{\zeta}_{1,m}, \dots, \hat{\zeta}_{m,m}$ denote eigenvalues and corresponding eigenvectors of $\hat{\Sigma}_m$. Some straightforward algebra then shows that

$$\hat{\lambda}_{r,m} = \lambda_r(\hat{\Sigma}_m), \quad \hat{\gamma}_{r,m} = g_m(t)^\top \hat{\zeta}_{r,m}. \quad (26)$$

We will use Σ_m to represent the $m \times m$ diagonal matrix with diagonal entries $\lambda_1 \geq \dots \geq \lambda_m$. Obviously, the corresponding eigenvectors are given by the m -dimensional unit vectors denoted by $e_{1,m}, \dots, e_{m,m}$. Lemma A of Kneip & Utikal (2001) now implies that the differences between eigenvalues and eigenvectors of Σ_m and $\hat{\Sigma}_m$ can be bounded by

$$\hat{\lambda}_{r,m} - \lambda_r = \text{tr}\{e_{r,m} e_{r,m}^\top (\hat{\Sigma}_m - \Sigma_m)\} + \tilde{R}_{r,m}, \quad \text{with } \tilde{R}_{r,m} \leq \frac{6 \sup_{\|a\|=1} a^\top (\hat{\Sigma}_m - \Sigma_m)^2 a}{\min_s |\lambda_s - \lambda_r|}, \quad (27)$$

$$\hat{\zeta}_{r,m} - e_{r,m} = -S_{r,m} (\hat{\Sigma}_m - \Sigma_m) e_{r,m} + R_{r,m}^*, \quad \text{with } \|R_{r,m}^*\| \leq \frac{6 \sup_{\|a\|=1} a^\top (\hat{\Sigma}_m - \Sigma_m)^2 a}{\min_s |\lambda_s - \lambda_r|^2}, \quad (28)$$

where $S_{r,m} = \sum_{s \neq r} \frac{1}{\lambda_s - \lambda_r} e_{s,m} e_{s,m}^\top$.

Assumption 1 implies $E(\bar{\beta}_r) = 0$, $\text{Var}(\bar{\beta}_r) = \frac{\lambda_r}{n}$, and with $\delta_{ii} = 1$ as well as $\delta_{ij} = 0$ for $i \neq j$ we obtain

$$\begin{aligned} E\{ \sup_{\|a\|=1} a^\top (\hat{\Sigma}_m - \Sigma_m)^2 a \} &\leq E\{ \text{tr}[(\hat{\Sigma}_m - \Sigma_m)^2] \} = E\{ \sum_{j,k=1}^m [\frac{1}{n} \sum_{i=1}^n (\beta_{ji} - \bar{\beta}_j)(\beta_{ki} - \bar{\beta}_k) - \delta_{jk} \lambda_j]^2 \} \\ &\leq E\{ \sum_{j,k=1}^m [\frac{1}{n} \sum_{i=1}^n (\beta_{ji} - \bar{\beta}_j)(\beta_{ki} - \bar{\beta}_k) - \delta_{jk} \lambda_j]^2 \} = \frac{1}{n} \left(\sum_j \sum_k E\{\beta_{ji}^2, \beta_{ki}^2\} \right) + o(n^{-1}) = \mathcal{O}(n^{-1}) \end{aligned} \quad (29)$$

for all m . Since $\text{tr}\{e_{r,m}e_{r,m}^\top(\hat{\Sigma}_m - \Sigma_m)\} = \frac{1}{n} \sum_{i=1}^n (\beta_{ri} - \bar{\beta}_r)^2 - \lambda_r$, (25), (26), (27), and (29) together with standard central limit theorems imply that

$$\begin{aligned} \sqrt{n}(\hat{\lambda}_r - \lambda_r) &= \frac{1}{\sqrt{n}} \sum_{i=1}^n (\beta_{ri} - \bar{\beta}_r)^2 - \lambda_r + \mathcal{O}_p(n^{-1/2}) \\ &= \frac{1}{\sqrt{n}} \sum_{i=1}^n [(\beta_{ri})^2 - \mathbb{E}\{(\beta_{ri})^2\}] + \mathcal{O}_p(n^{-1/2}) \xrightarrow{\mathcal{L}} N(0, \Lambda_r). \end{aligned} \quad (30)$$

It remains to prove assertion iii). Relations (26) and (28) lead to

$$\begin{aligned} \hat{\gamma}_{r,m}(t) - \gamma_r(t) &= g_m(t)^\top (\hat{\zeta}_{r,m} - e_{r,m}) \\ &= - \sum_{s \neq r}^m \left\{ \frac{1}{n(\lambda_s - \lambda_r)} \sum_{i=1}^n (\beta_{si} - \bar{\beta}_s)(\beta_{ri} - \bar{\beta}_r) \right\} \gamma_s(t) + g_m(t)^\top R_{r,m}^*, \end{aligned} \quad (31)$$

where due to (29) the function $g_m(t)^\top R_{r,m}^*$ satisfies

$$\mathbb{E}(\|g_m^\top R_{r,m}^*\|) = \mathbb{E}(\|R_{r,m}^*\|) \leq \frac{6}{n \min_s |\lambda_s - \lambda_r|^2} \left(\sum_j \sum_k \mathbb{E}\{\beta_{ji}^2 \beta_{ki}^2\} \right) + \mathcal{O}(n^{-1})$$

for all m . By Assumption 1 the series in (31) converge with probability 1 as $m \rightarrow \infty$.

Obviously, the event $\hat{\lambda}_{r-1} > \hat{\lambda}_r > \hat{\lambda}_{r+1}$ occurs with probability 1. Since m is arbitrary, we can therefore conclude from (25) and (31) that

$$\begin{aligned} \hat{\gamma}_r(t) - \gamma_r(t) &= - \sum_{s \neq r} \left\{ \frac{1}{n(\lambda_s - \lambda_r)} \sum_{i=1}^n (\beta_{si} - \bar{\beta}_s)(\beta_{ri} - \bar{\beta}_r) \right\} \gamma_s(t) + R_r^*(t) \\ &= - \sum_{s \neq r} \left\{ \frac{1}{n(\lambda_s - \lambda_r)} \sum_{i=1}^n \beta_{si} \beta_{ri} \right\} \gamma_s(t) + R_r(t), \end{aligned} \quad (32)$$

where $\|R_r^*\| = \mathcal{O}_p(n^{-1})$ as well as $\|R_r\| = \mathcal{O}_p(n^{-1})$. Moreover,

$\sqrt{n} \sum_{s \neq r} \left\{ \frac{1}{n(\lambda_s - \lambda_r)} \sum_{i=1}^n \beta_{si} \beta_{ri} \right\} \gamma_s(t)$ is a zero mean random variable with variance $\sum_{q \neq r} \sum_{s \neq r} \frac{\mathbb{E}[\beta_{ri}^2 \beta_{qi} \beta_{si}]}{(\lambda_q - \lambda_r)(\lambda_s - \lambda_r)} \gamma_q(t) \gamma_s(t) < \infty$. By Assumption 1 it follows from standard central limit arguments that for any $q \in \mathcal{N}$ the truncated series $\sqrt{n}W(q) \stackrel{\text{def}}{=} \sqrt{n} \sum_{s=1, s \neq r}^q \left[\frac{1}{n(\lambda_s - \lambda_r)} \sum_{i=1}^n \beta_{si} \beta_{ri} \right] \gamma_s(t)$ is asymptotically normal distributed. The asserted asymptotic normality of the complete series then follows from an argument similar to the one used in the proof of Assertion i).

Proof of Theorem 3: The results of Theorem 2 imply that

$$n\Delta_1 = \int \left(\sum_r \frac{1}{\sqrt{q_1 n_1}} \sum_{i=1}^{n_1} \beta_{ri}^{(1)} \gamma_r^{(1)}(t) - \sum_r \frac{1}{\sqrt{q_2 n_2}} \sum_{i=1}^{n_2} \beta_{ri}^{(2)} \gamma_r^{(2)}(t) \right)^2 dt. \quad (33)$$

Furthermore, independence of $X_i^{(1)}$ and $X_i^{(2)}$ together with (30) imply that

$$\sqrt{n}[\hat{\lambda}_r^{(1)} - \lambda_r^{(1)} - \{\hat{\lambda}_r^{(2)} - \lambda_r^{(2)}\}] \xrightarrow{\mathcal{L}} N\left(0, \frac{\Lambda_r^{(1)}}{q_1} + \frac{\Lambda_r^{(2)}}{q_2}\right), \quad \text{and} \quad \frac{n}{\frac{\Lambda_r^{(1)}}{q_1} + \frac{\Lambda_r^{(2)}}{q_2}} \Delta_{3,r} \xrightarrow{\mathcal{L}} \chi_1^2. \quad (34)$$

Furthermore, (32) leads to

$$\begin{aligned} n\Delta_{2,r} = & \left\| \sum_{s \neq r} \left\{ \frac{1}{\sqrt{q_1 n_1} (\lambda_s^{(1)} - \lambda_r^{(1)})} \sum_{i=1}^{n_1} \beta_{si}^{(1)} \beta_{ri}^{(1)} \right\} \gamma_s^{(1)} \right. \\ & \left. - \sum_{s \neq r} \left\{ \frac{1}{\sqrt{q_2 n_2} (\lambda_s^{(2)} - \lambda_r^{(2)})} \sum_{i=1}^{n_2} \beta_{si}^{(2)} \beta_{ri}^{(2)} \right\} \gamma_s^{(2)} \right\|^2 + \mathcal{O}_p(n^{-1/2}) \end{aligned} \quad (35)$$

and

$$\begin{aligned} n\Delta_{4,L} = & n \int \int \left[\sum_{r=1}^L \gamma_r^{(1)}(t) \{\hat{\gamma}_r^{(1)}(u) - \gamma_r^{(1)}(u)\} + \gamma_r^{(1)}(u) \{\hat{\gamma}_r^{(1)}(t) - \gamma_r^{(1)}(t)\} \right. \\ & \left. - \sum_{r=1}^L \gamma_r^{(2)}(t) \{\hat{\gamma}_r^{(2)}(u) - \gamma_r^{(2)}(u)\} + \gamma_r^{(2)}(u) \{\hat{\gamma}_r^{(2)}(t) - \gamma_r^{(2)}(t)\} \right]^2 dt du + \mathcal{O}_p(n^{-1/2}) \\ = & \int \int \left[\sum_{r=1}^L \sum_{s \neq r} \left\{ \frac{1}{\sqrt{q_1 n_1} (\lambda_s^{(1)} - \lambda_r^{(1)})} \sum_{i=1}^{n_1} \beta_{si}^{(1)} \beta_{ri}^{(1)} \right\} \{\gamma_r^{(1)}(t) \gamma_s^{(1)}(u) + \gamma_r^{(1)}(u) \gamma_s^{(1)}(t)\} \right. \\ & \left. - \sum_{r=1}^L \sum_{s \neq r} \left\{ \frac{1}{\sqrt{q_2 n_2} (\lambda_s^{(2)} - \lambda_r^{(2)})} \sum_{i=1}^{n_2} \beta_{si}^{(2)} \beta_{ri}^{(2)} \right\} \{\gamma_r^{(2)}(t) \gamma_s^{(2)}(u) + \gamma_r^{(2)}(u) \gamma_s^{(2)}(t)\} \right]^2 dt du + \mathcal{O}_p(n^{-1/2}) \end{aligned} \quad (36)$$

It is clear from our assumptions that all sums involved converge with probability 1. Recall that $E(\beta_{ri}^{(p)} \beta_{si}^{(p)}) = 0$, $p = 1, 2$ for $r \neq s$.

It follows that $\tilde{X}_r^{(p)} := \frac{1}{\sqrt{q_p n_p}} \sum_{s \neq r} \sum_{i=1}^{n_p} \frac{\beta_{si}^{(p)} \beta_{ri}^{(p)}}{\lambda_s^{(p)} - \lambda_r^{(p)}} \gamma_s^{(p)}$, $p = 1, 2$, is a continuous, zero mean random function on $L^2[0, 1]$, and, by assumption, $E(\|\tilde{X}_r^{(p)}\|^2) < \infty$. By

Hilbert space central limit theorems (see, e.g, Araujo & Giné (1980)) $\tilde{X}_r^{(p)}$ thus converges in distribution to a Gaussian random function $\xi_r^{(p)}$ as $n \rightarrow \infty$. Obviously, $\xi_r^{(1)}$ is independent of $\xi_r^{(2)}$. We can conclude that $n\Delta_{4,L}$ possesses a continuous limit distribution $F_{4,L}$ defined by the distribution of $\int \int \left[\sum_{r=1}^L \{ \xi_r^{(1)}(t) \gamma_r^{(1)}(u) + \xi_r^{(1)}(u) \gamma_r^{(1)}(t) \} - \sum_{r=1}^L \{ \xi_r^{(2)}(t) \gamma_r^{(2)}(u) + \xi_r^{(2)}(u) \gamma_r^{(2)}(t) \} \right]^2 dt du$. Similar arguments show the existence of continuous limit distributions F_1 and $F_{2,r}$ of $n\Delta_1$ and $n\Delta_{2,r}$.

For given $q \in \mathcal{N}$ define vectors $b_{i1}^{(p)} = (\beta_{1i}^{(p)}, \dots, \beta_{qi}^{(p)})^\top \in \mathbb{R}^q$, $b_{i2}^{(p)} = (\beta_{1i}^{(p)} \beta_{ri}^{(p)}, \dots, \beta_{r-1,i}^{(p)} \beta_{ri}^{(p)}, \beta_{r+1,i}^{(p)} \beta_{ri}^{(p)}, \dots, \beta_{qi}^{(p)} \beta_{ri}^{(p)})^\top \in \mathbb{R}^{q-1}$, and $b_{i3} = (\beta_{1i}^{(p)} \beta_{2i}^{(p)}, \dots, \beta_{qi}^{(p)} \beta_{Li}^{(p)})^\top \in \mathbb{R}^{(q-1)L}$. When the infinite sums over r in (33) respectively $s \neq r$ in (35) and (36) are restricted to $q \in \mathcal{N}$ components (i.e. \sum_r and $\sum_{s \neq r}$ are replaced by $\sum_{r \leq q}$ and $\sum_{s \neq r, s \leq q}$), then the above relations can generally be presented as limits $n\Delta = \lim_{q \rightarrow \infty} n\Delta(q)$ of quadratic forms

$$\begin{aligned} n\Delta_1(q) &= \begin{pmatrix} \frac{1}{\sqrt{n_1}} \sum_{i=1}^{n_1} b_{i1}^{(1)} \\ \frac{1}{\sqrt{n_2}} \sum_{i=1}^{n_2} b_{i1}^{(2)} \end{pmatrix}^\top Q_1^q \begin{pmatrix} \frac{1}{\sqrt{n_1}} \sum_{i=1}^{n_1} b_{i1}^{(1)} \\ \frac{1}{\sqrt{n_2}} \sum_{i=1}^{n_2} b_{i1}^{(2)} \end{pmatrix}, \\ n\Delta_{2,r}(q) &= \begin{pmatrix} \frac{1}{\sqrt{n_1}} \sum_{i=1}^{n_1} b_{i2}^{(1)} \\ \frac{1}{\sqrt{n_2}} \sum_{i=1}^{n_2} b_{i2}^{(2)} \end{pmatrix}^\top Q_2^q \begin{pmatrix} \frac{1}{\sqrt{n_1}} \sum_{i=1}^{n_1} b_{i2}^{(1)} \\ \frac{1}{\sqrt{n_2}} \sum_{i=1}^{n_2} b_{i2}^{(2)} \end{pmatrix}, \\ n\Delta_{4,L}(q) &= \begin{pmatrix} \frac{1}{\sqrt{n_1}} \sum_{i=1}^{n_1} b_{i3}^{(1)} \\ \frac{1}{\sqrt{n_2}} \sum_{i=1}^{n_2} b_{i3}^{(2)} \end{pmatrix}^\top Q_3^q \begin{pmatrix} \frac{1}{\sqrt{n_1}} \sum_{i=1}^{n_1} b_{i3}^{(1)} \\ \frac{1}{\sqrt{n_2}} \sum_{i=1}^{n_2} b_{i3}^{(2)} \end{pmatrix}, \end{aligned} \quad (37)$$

where the elements of the $2q \times 2q$, $2(q-1) \times 2(q-1)$ and $2L(q-1) \times 2L(q-1)$ matrices Q_1^q , Q_2^q and Q_3^q can be computed from the respective (q -element) version of (33) - (36). Assumption 1 implies that all series converge with probability 1 as $q \rightarrow \infty$, and by (33) - (36) it is easily seen that for all $\epsilon, \delta > 0$ there exist some $q(\epsilon, \delta), n(\epsilon, \delta) \in \mathcal{N}$ such that

$$\begin{aligned} P(|n\Delta_1 - n\Delta_1(q)| > \epsilon) &< \delta, \quad P(|n\Delta_{2,r} - n\Delta_{2,r}(q)| > \epsilon) < \delta, \\ P(|n\Delta_{4,L} - n\Delta_{4,L}(q)| > \epsilon) &< \delta, \end{aligned} \quad (38)$$

hold for all $q \geq q(\epsilon, \delta)$ and all $n \geq n(\epsilon, \delta)$. For any given q , we have $E(b_{i1}) = E(b_{i2}) = E(b_{i3}) = 0$, and it follows from Assumption 1 that the respective covariance structures can be represented by finite covariance matrices $\Omega_{1,q}$, $\Omega_{2,q}$, and $\Omega_{3,q}$. It therefore follows from our assumptions together with standard multivariate central limit theorems that the vectors $\{ \frac{1}{\sqrt{n_1}} \sum_{i=1}^{n_1} (b_{ik}^{(1)})^\top, \frac{1}{\sqrt{n_2}} \sum_{i=1}^{n_2} (b_{ik}^{(2)})^\top \}^\top$, $k = 1, 2, 3$, are asymptotically normal with zero means and covariance matrices $\Omega_{1,q}$, $\Omega_{2,q}$, and $\Omega_{3,q}$. One can thus

conclude that as $n \rightarrow \infty$

$$n\Delta_1(q) \xrightarrow{\mathcal{L}} F_{1,q}, \quad n\Delta_{2,r}(q) \xrightarrow{\mathcal{L}} F_{2,r,q}, \quad n\Delta_{4,L}(q) \xrightarrow{\mathcal{L}} F_{4,L,q}, \quad (39)$$

where $F_{1,q}, F_{2,r,q}, F_{4,L,q}$ denote the continuous distributions of the quadratic forms $z_1^\top Q_1^q z_1, z_2^\top Q_2^q z_2, z_3^\top Q_3^q z_3$ with $z_1 \sim N(0, \Omega_{1,q}), z_2 \sim N(0, \Omega_{2,q}), z_3 \sim N(0, \Omega_{3,q})$. Since ϵ, δ are arbitrary, (38) implies

$$\lim_{q \rightarrow \infty} F_{1,q} = F_1, \quad \lim_{q \rightarrow \infty} F_{2,r,q} = F_{2,r}, \quad \lim_{q \rightarrow \infty} F_{4,L,q} = F_{4,L}. \quad (40)$$

We now have to consider the asymptotic properties of bootstrapped eigenvalues and eigenfunctions. Let $\bar{X}^{(p)*} = \frac{1}{n_p} \sum_{i=1}^{n_p} X_i^{(p)*}$, $\beta_{ri}^{(p)*} = \int \gamma_r^{(p)}(t) \{X_i^{(p)*}(t) - \mu(t)\}$, $\bar{\beta}_r^{(p)*} = \frac{1}{n_p} \sum_{i=1}^{n_p} \beta_{ri}^{(p)*}$, and note that $\int \gamma_r^{(p)}(t) \{X_i^{(p)*}(t) - \bar{X}^{(p)*}(t)\} = \beta_{ri}^{(p)*} - \bar{\beta}_r^{(p)*}$. When considering unconditional expectations, our assumptions imply that for $p = 1, 2$

$$\begin{aligned} \mathbb{E}[\beta_{ri}^{(p)*}] &= 0, \quad \mathbb{E}[(\beta_{ri}^{(p)*})^2] = \lambda_r^{(p)}, \quad \mathbb{E}[(\bar{\beta}_r^{(p)*})^2] = \frac{\lambda_r^{(p)}}{n_p}, \quad \mathbb{E}\{[(\beta_{ri}^{(p)*})^2 - \lambda_r^{(p)}]^2\} = \Lambda_r^{(p)}, \\ \mathbb{E}\left\{ \sum_{l,k=1}^{\infty} \left[\frac{1}{n_p} \sum_{i=1}^{n_p} (\beta_{li}^{(p)*} - \bar{\beta}_l^{(p)*})(\beta_{ki}^{(p)*} - \bar{\beta}_k^{(p)*}) - \delta_{lk} \lambda_l^{(p)} \right]^2 \right\} \\ &= \frac{1}{n_p} \left(\sum_l \Lambda_l^{(p)} + \sum_{l \neq k} \lambda_l^{(p)} \lambda_k^{(p)} \right) + \mathcal{O}(n_p^{-1}). \end{aligned} \quad (41)$$

One can infer from (41) that the arguments used to prove Theorem 1 can be generalized to approximate the difference between the bootstrap eigenvalues and eigenfunctions $\hat{\lambda}_r^{(p)*}, \hat{\gamma}_r^{(p)*}$ and the true eigenvalues $\lambda_r^{(p)}, \gamma_r^{(p)}$. All infinite sums involved converge with probability 1. Relation (30) then generalizes to

$$\begin{aligned} \sqrt{n_p}(\hat{\lambda}_r^{(p)*} - \hat{\lambda}_r^{(p)}) &= \sqrt{n_p}(\hat{\lambda}_r^{(p)*} - \lambda_r^{(p)}) - \sqrt{n_p}(\hat{\lambda}_r^{(p)} - \lambda_r^{(p)}) \\ &= \frac{1}{\sqrt{n_p}} \sum_{i=1}^{n_p} (\beta_{ri}^{(p)*} - \bar{\beta}_r^{(p)*})^2 - \frac{1}{\sqrt{n_p}} \sum_{i=1}^{n_p} (\beta_{ri}^{(p)} - \bar{\beta}_r^{(p)})^2 + \mathcal{O}_p(n_p^{-1/2}) \\ &= \frac{1}{\sqrt{n_p}} \sum_{i=1}^{n_p} \left\{ (\beta_{ri}^{(p)*})^2 - \frac{1}{n_p} \sum_{k=1}^{n_p} (\beta_{rk}^{(p)})^2 \right\} + \mathcal{O}_p(n_p^{-1/2}). \end{aligned} \quad (42)$$

Similarly, (32) becomes

$$\begin{aligned}
& \hat{\gamma}_r^{(p)*} - \hat{\gamma}_r^{(p)} = \hat{\gamma}_r^{(p)*} - \gamma_r^{(p)} - (\hat{\gamma}_r^{(p)} - \gamma_r^{(p)}) \\
& = - \sum_{s \neq r} \left\{ \frac{1}{\lambda_s^{(p)} - \lambda_r^{(p)}} \frac{1}{n_p} \sum_{i=1}^{n_p} (\beta_{si}^{(p)*} - \bar{\beta}_s^{(p)*})(\beta_{ri}^{(p)*} - \bar{\beta}_r^{(p)*}) \right. \\
& \quad \left. - \frac{1}{\lambda_s^{(p)} - \lambda_r^{(p)}} \frac{1}{n_p} \sum_{i=1}^{n_p} (\beta_{si}^{(p)} - \bar{\beta}_s^{(p)})(\beta_{ri}^{(p)} - \bar{\beta}_r^{(p)}) \right\} \gamma_s^{(p)}(t) + R_r^{(p)*}(t) \\
& = - \sum_{s \neq r} \left\{ \frac{1}{\lambda_s^{(p)} - \lambda_r^{(p)}} \frac{1}{n_p} \sum_{i=1}^{n_p} \left(\beta_{si}^{(p)*} \beta_{ri}^{(p)*} - \frac{1}{n_p} \sum_{k=1}^{n_p} \beta_{sk}^{(p)} \beta_{rk}^{(p)} \right) \right\} \gamma_s^{(p)}(t) + \tilde{R}_r^{(p)*}(t) \quad (43)
\end{aligned}$$

where due to (28), (29), and (41) the remainder term satisfies $\|R_r^{(p)*}\| = \mathcal{O}_p(n_p^{-1})$.

We are now ready to analyze the bootstrap versions Δ^* of the different Δ . First consider $\Delta_{3,r}^*$ and note that $\{(\beta_{ri}^{(p)*})^2\}$ are i.i.d. bootstrap resamples from $\{(\beta_{ri}^{(p)})^2\}$. It therefore follows from basic bootstrap results that the conditional distribution of $\frac{1}{\sqrt{n_p}} \sum_{i=1}^{n_p} [(\beta_{ri}^{(p)*})^2 - \frac{1}{n_p} \sum_{k=1}^{n_p} (\beta_{rk}^{(p)})^2]$ given \mathcal{X}_p converges to the same $N(0, \Lambda_r^{(p)})$ limit distribution as $\frac{1}{\sqrt{n_p}} \sum_{i=1}^{n_p} [(\beta_{ri}^{(p)})^2 - \mathbb{E}\{(\beta_{ri}^{(p)})^2\}]$. Together with the independence of $(\beta_{ri}^{(1)*})^2$ and $(\beta_{ri}^{(2)*})^2$ the assertion of the theorem is an immediate consequence.

Let us turn to Δ_1^* , $\Delta_{2,r}^*$ and $\Delta_{4,L}^*$. Using (41) - (43) it is then easily seen that $n\Delta_1^*$, $n\Delta_{2,r}^*$ and $n\Delta_{4,L}^*$ admit expansions similar to (33), (35) and (36), when replacing there $\frac{1}{\sqrt{n_p}} \sum_{i=1}^{n_p} \beta_{ri}^{(p)}$ by $\frac{1}{\sqrt{n_p}} \sum_{i=1}^{n_p} (\beta_{ri}^{(p)*} - \frac{1}{n_p} \sum_{k=1}^{n_p} \beta_{rk}^{(p)})$ as well as $\frac{1}{\sqrt{n_p}} \sum_{i=1}^{n_p} \beta_{si}^{(p)} \beta_{ri}^{(p)}$ by $\frac{1}{\sqrt{n_p}} \sum_{i=1}^{n_p} (\beta_{si}^{(p)*} \beta_{ri}^{(p)*} - \frac{1}{n_p} \sum_{k=1}^{n_p} \beta_{sk}^{(p)} \beta_{rk}^{(p)})$.

Replacing $\beta_{ri}^{(p)}$, $\beta_{si}^{(p)}$ by $\beta_{ri}^{(p)*}$, $\beta_{si}^{(p)*}$ leads to bootstrap analogs $b_{ik}^{(p)*}$ of the vectors $b_{ik}^{(p)}$, $k = 1, 2, 3$. For any $q \in \mathcal{I}N$ define bootstrap versions $n\Delta_1^*(q)$, $n\Delta_{3,r}^*(q)$ and $n\Delta_{4,L}^*(q)$ of $n\Delta_1(q)$, $n\Delta_{3,r}(q)$ and $n\Delta_{4,L}^*(q)$ by using

$\left(\frac{1}{\sqrt{n_1}} \sum_{i=1}^{n_1} (b_{ik}^{(1)*} - \frac{1}{n_1} \sum_{k=1}^{n_1} b_{ik}^{(1)})^\top, \frac{1}{\sqrt{n_2}} \sum_{i=1}^{n_2} (b_{ik}^{(2)*} - \frac{1}{n_2} \sum_{k=1}^{n_2} b_{ik}^{(2)})^\top \right)$ instead of $\left(\frac{1}{\sqrt{n_1}} \sum_{i=1}^{n_1} (b_{ik}^{(1)})^\top, \frac{1}{\sqrt{n_2}} \sum_{i=1}^{n_2} (b_{ik}^{(2)})^\top \right)$, $k = 1, 2, 3$, in (37). Applying again (41) - (43) one can conclude that for any $\epsilon > 0$ there exists some $q(\epsilon)$ such that as $n \rightarrow \infty$

$$\begin{aligned}
& P(|n\Delta_1^* - n\Delta_1^*(q)| < \epsilon) \rightarrow 1, \\
& P(|n\Delta_{2,r}^* - n\Delta_{2,r}^*(q)| < \epsilon) \rightarrow 1, \\
& P(|n\Delta_{4,L}^* - n\Delta_{4,L}^*(q)| < \epsilon) \rightarrow 1, \quad (44)
\end{aligned}$$

hold for all $q \geq q(\epsilon)$. Of course, (44) generalizes to the conditional probabilities given \mathcal{X}_1 , \mathcal{X}_2 .

In order to prove the theorem it thus only remains to show that for *any* given q and all δ

$$|\mathbb{P}(n\Delta(q) \geq \delta) - \mathbb{P}(n\Delta(q)^* \geq \delta | \mathcal{X}_1, \mathcal{X}_2)| = o_p(1) \quad (45)$$

hold for either $\Delta(q) = \Delta_1(q)$ and $\Delta^*(q) = \Delta_1^*(q)$, $\Delta(q) = \Delta_{2,r}(q)$ and $\Delta^*(q) = \Delta_{2,r}^*(q)$, or $\Delta(q) = \Delta_{4,L}(q)$ and $\Delta^*(q) = \Delta_{4,L}^*(q)$. But note that for $k = 1, 2, 3$, $E(b_{ik}) = 0$, $\{b_{ik}^{(j)*}\}$ are i.i.d. bootstrap resamples from $\{b_{ik}^{(p)}\}$, and $E(b_{ik}^{(p)*} | \mathcal{X}_1, \mathcal{X}_2) = \frac{1}{n_p} \sum_{k=1}^{n_p} b_{ik}^{(p)}$ are the corresponding conditional means. It therefore follows from basic bootstrap results that as $n \rightarrow \infty$ the conditional distribution of $\left(\frac{1}{\sqrt{n_1}} \sum_{i=1}^{n_1} (b_{ik}^{(1)*} - \frac{1}{n_1} \sum_{k=1}^{n_1} b_{ik}^{(1)})^\top, \frac{1}{\sqrt{n_2}} \sum_{i=1}^{n_2} (b_{ik}^{(2)*} - \frac{1}{n_2} \sum_{k=1}^{n_2} b_{ik}^{(2)})^\top\right)$ given $\mathcal{X}_1, \mathcal{X}_2$ converges to the same $N(0, \Omega_{k,q})$ -limit distribution as $\left(\frac{1}{\sqrt{n_1}} \sum_{i=1}^{n_1} (b_{ik}^{(1)})^\top, \frac{1}{\sqrt{n_2}} \sum_{i=1}^{n_2} (b_{ik}^{(2)})^\top\right)$. This obviously holds for all $q \in \mathcal{N}$, and (45) is an immediate consequence. The theorem then follows from (38), (39), (40), (44) and (45).

REFERENCES

- ARAUJO, A. & GINÉ, E. (1980). *The Central Limit Theorem for Real and Banach Valued Random Variables*, Wiley, New York.
- BENKO, M. & HÄRDLE, W. (2005). Common Functional IV Surface Analysis *Statistical Tools for Finance and Insurance*, edited by Čížek, P., Härdle, W., Weron, R., Springer, Berlin.
- BESSE, P. & RAMSAY, J. (1986). Principal Components of Sampled Functions, *Psychometrika*, **51**: 285-311.
- BLACK, F. & SCHOLES, M. (1973). The Pricing of Options and Corporate Liabilities, *Journal of Political Economy*, **81**: 637-654.
- DAUXOIS, J., POUSSE, A. & ROMAIN, Y. (1982). Asymptotic Theory for the Principal Component Analysis of a Vector Random Function: Some Applications to Statistical Inference, *Journal of Multivariate Analysis* **12**: 136-154.
- GIHMAN, I.I. & SKOROHOD, A.V. (1973). *The Theory of Stochastic Processes II.*, Springer, New York.
- HALL, P., KAY, J.W. & TITTERINGTON, D.M. (1990). Asymptotically Optimal Difference-based Estimation of Variance in Nonparametric Regression, *Biometrika* **77**: 520-528.
- HÄRDLE, W. & SIMAR, L. (2003). *Applied Multivariate Statistical Analysis*, Springer, Berlin.
- FAN, J. & HUANG, L. (1999). Nonparametric Estimation of Quadratic Regression Functionals, *Bernoulli* **5**: 927-949.
- FENGLER, M. (2005). Arbitrage-free Smoothing of the Implied Volatility Surface SFB 649 Discussion Paper No. 2005-019, SFB 649, Humboldt-Universität zu Berlin.
- FENGLER, M., HÄRDLE, W. & VILLA, P. (2003). The Dynamics of Implied Volatilities: A Common Principle Components Approach, *Review of Derivative Research* **6**: 179-202.
- FENGLER, M., HÄRDLE, W. & MAMMEN, E. (2005). A Dynamic Semiparametric Factor Model for Implied Volatility String Dynamics, SFB 649 Discussion Paper No. 2005-20, SFB 649 Humboldt-Universität zu Berlin.
- FENGLER, M. (2005b). *Semiparametric Modeling of Implied Volatility*, Springer, Berlin.
- FLURY, B. (1988). *Common Principal Components and Related Models*, Wiley, New York.
- KAHALE, N. (2004). An Arbitrage-free Interpolation of Volatilities, *RISK* **17**: 102-106.

- KNEIP, A. & UTIKAL, K. (2001). Inference for Density Families Using Functional Principal Components Analysis, *Journal of the American Statistical Association* **96**: 519-531.
- RAMSAY, J. & SILVERMAN, B. (2002). *Applied Functional Data Analysis*, Springer, New York.
- RAMSAY, J. & SILVERMAN, B. (2005). *Functional Data Analysis*, Springer, New York.
- RICE, J. & SILVERMAN, B. (1991). Estimating the Mean and Covariance Structure Nonparametrically when the Data are Curves, *Journal of Royal Statistical Society Ser. B* **53**: 233-243.
- RAO, C. (1958). Some Statistical Methods for Comparison of Growth Curves, *Biometrics* **14**: 434-471.

CASE - CENTER FOR APPLIED STATISTICS AND ECONOMICS
HUMBOLDT-UNIVERSITÄT ZU BERLIN
SPANDAUERSTR 1
D 10178 BERLIN, GERMANY
E-MAIL: {benko,haerdle}@wiwi.hu-berlin.de
URL: <http://www.case.hu-berlin.de/>

STATISTISCHE ABTEILUNG
DEPARTMENT OF ECONOMICS
UNIVERSITÄT BONN
ADENAUERALLEE 24-26
D-53113 BONN, GERMANY
E-MAIL: akneip@uni-bonn.de

SFB 649 Discussion Paper Series 2006

For a complete list of Discussion Papers published by the SFB 649, please visit <http://sfb649.wiwi.hu-berlin.de>.

- 001 "Calibration Risk for Exotic Options" by Kai Detlefsen and Wolfgang K. Härdle, January 2006.
- 002 "Calibration Design of Implied Volatility Surfaces" by Kai Detlefsen and Wolfgang K. Härdle, January 2006.
- 003 "On the Appropriateness of Inappropriate VaR Models" by Wolfgang Härdle, Zdeněk Hlávka and Gerhard Stahl, January 2006.
- 004 "Regional Labor Markets, Network Externalities and Migration: The Case of German Reunification" by Harald Uhlig, January/February 2006.
- 005 "British Interest Rate Convergence between the US and Europe: A Recursive Cointegration Analysis" by Enzo Weber, January 2006.
- 006 "A Combined Approach for Segment-Specific Analysis of Market Basket Data" by Yasemin Boztuğ and Thomas Reutterer, January 2006.
- 007 "Robust utility maximization in a stochastic factor model" by Daniel Hernández-Hernández and Alexander Schied, January 2006.
- 008 "Economic Growth of Agglomerations and Geographic Concentration of Industries - Evidence for Germany" by Kurt Geppert, Martin Gornig and Axel Werwatz, January 2006.
- 009 "Institutions, Bargaining Power and Labor Shares" by Benjamin Bental and Dominique Demougin, January 2006.
- 010 "Common Functional Principal Components" by Michal Benko, Wolfgang Härdle and Alois Kneip, January 2006.

SFB 649, Spandauer Straße 1, D-10178 Berlin
<http://sfb649.wiwi.hu-berlin.de>

This research was supported by the Deutsche
Forschungsgemeinschaft through the SFB 649 "Economic Risk".

