

Ragulina, Julia V.; Ukolov, Vladimir F.; Shabunovich, Oleg V.

Article

Adaptation to the risks of digitalization: New survival trends for States in a multipolar world

Risks

Provided in Cooperation with:

MDPI – Multidisciplinary Digital Publishing Institute, Basel

Suggested Citation: Ragulina, Julia V.; Ukolov, Vladimir F.; Shabunovich, Oleg V. (2021) : Adaptation to the risks of digitalization: New survival trends for States in a multipolar world, Risks, ISSN 2227-9091, MDPI, Basel, Vol. 9, Iss. 12, pp. 1-21, <https://doi.org/10.3390/risks9120218>

This Version is available at:

<https://hdl.handle.net/10419/258300>

Standard-Nutzungsbedingungen:

Die Dokumente auf EconStor dürfen zu eigenen wissenschaftlichen Zwecken und zum Privatgebrauch gespeichert und kopiert werden.

Sie dürfen die Dokumente nicht für öffentliche oder kommerzielle Zwecke vervielfältigen, öffentlich ausstellen, öffentlich zugänglich machen, vertreiben oder anderweitig nutzen.

Sofern die Verfasser die Dokumente unter Open-Content-Lizenzen (insbesondere CC-Lizenzen) zur Verfügung gestellt haben sollten, gelten abweichend von diesen Nutzungsbedingungen die in der dort genannten Lizenz gewährten Nutzungsrechte.

Terms of use:

Documents in EconStor may be saved and copied for your personal and scholarly purposes.

You are not to copy documents for public or commercial purposes, to exhibit the documents publicly, to make them publicly available on the internet, or to distribute or otherwise use the documents in public.


If the documents have been made available under an Open Content Licence (especially Creative Commons Licences), you may exercise further usage rights as specified in the indicated licence.



<https://creativecommons.org/licenses/by/4.0/>

Article

Adaptation to the Risks of Digitalization: New Survival Trends for States in a Multipolar World

Julia V. Ragulina *, Vladimir F. Ukolov and Oleg V. Shabunovich

Chair "Compliance and Controlling", Peoples' Friendship University of Russia, 117198 Moscow, Russia; Ukolovdom@mail.ru (V.F.U.); 7977905@mail.ru (O.V.S.)

* Correspondence: julra@list.ru

Abstract: The purpose is to study the new survival trends for states in a multipolar world, determine the successfulness of adaptation to the digitalization of different growth poles, and develop the applied recommendations to improve the practice of adaptation to the risks of digitalization of these growth poles. Design/methodology/approach. The authors use the methods of economic statistics: variation analysis, trend analysis, correlation analysis, and regression analysis. Findings. The commonness of strategies of adaptation to the risks of digitalization for different poles of the world economy is substantiated, and two universal mechanisms—talent management and development of science—are found. The originality of this research is due to the consideration of digitalization from a new view—from the positions of setting states at the brink of survival due to the aggressive digital competition and high complexity of ensuring global competition in a quickly changing digital landscape. The uniqueness of this research is due to taking into account the specific features in a multipolar world. The practical implementation of the offered recommendations opens future perspectives for more successful survival trends in a multipolar world and the improvement of their adaptation to risks digitalization by 69.91% in G7 countries (on average) and by 88.40% in BRICS countries (on average).

Keywords: adaptation to the risks of digitalization; new trends; survival of states; multipolar world; G7; BRICS; reduction of inequality of countries; risks; risk management



Citation: Ragulina, Julia V., Vladimir F. Ukolov, and Oleg V. Shabunovich. 2021. Adaptation to the Risks of Digitalization: New Survival Trends for States in a Multipolar World. *Risks* 9: 218. <https://doi.org/10.3390/risks9120218>

Academic Editor: Elena Popkova

Received: 13 September 2021

Accepted: 10 November 2021

Published: 2 December 2021

Publisher's Note: MDPI stays neutral with regard to jurisdictional claims in published maps and institutional affiliations.



Copyright: © 2021 by the authors. Licensee MDPI, Basel, Switzerland. This article is an open access article distributed under the terms and conditions of the Creative Commons Attribution (CC BY) license (<https://creativecommons.org/licenses/by/4.0/>).

1. Introduction

At the modern stage, the world development of economic relations is characterized by two key features. The first one is connected to digitalization. The digital technological mode determines the essence of most economic processes, due to which it is possible to speak of the formation of the global digital economy (Pinheiro et al. 2019).

The second one is multipolarity. It is worth noting that growth poles could be not only developed countries but also developing countries (Roy 2019). Due to the emergence of a new growth pole in developing countries in the conditions of the digital economy, for the first time in the modern history of the world economy, we could state that its multipolarity stimulates not the increase but the reduction of countries' inequalities (Quaye and Mensah 2019) and thus contributes to the implementation of the Sustainable Development Goals (in particular SDG 10, UN 2021).

These features determine the important scientific and practical problem—the digital economy is constantly developing under the influence of technological progress, due to which states are at the brink of survival, leading a tough global competition (Townsend et al. 2019). On the one hand, it is for the first time in the history of world development that digitalization has created an opportunity to provide global competition between states regardless of their natural production factors and geographical location. At the same time, new (digital) markets are not yet occupied by developed countries and are not monopolized. This allows developing countries to reach a high level of global competition (Garzoni et al. 2020).

However, on the other hand, to implement this new opportunity, developing countries have to refuse the traditional conventional development according to the experience of developed countries and come up with their strategy of ensuring digital competitiveness (Liu et al. 2020). The hypothesis that is offered by the authors of this paper is as follows: despite the multipolarity of the modern world economy, the commonness of strategies of adaptation of developed (one pole) and developing (another pole) countries to digitalization remains, which hinders the reduction of countries' inequalities and overcoming the disproportions in the world economic system (in particular, implementing SDG 10, UN 2021).

The goal of this research consists in studying the new survival trends for states in a multipolar world, finding the successfulness level of adaptation to the digitalization of different growth poles of the modern world economy on the example of G7 (developed countries) and BRICS (developing countries), showing future perspectives, and developing the applied recommendations to improve the practice of adaptation to the risks of digitalization these growth poles of the world economy given their specifics.

The originality of this paper is as follows: studying digitalization from a new perspective—not from the positions of creating the leading opportunities for the world development but from the positions of putting states on the edge of survival due to the aggressive digital competition and increased complexity of provision of the global competition in a digital landscape, which is changing very quickly. The new perspective allows studying the essence and specific features of adaptation to the risks of digitalization as a survival strategy for modern states.

The uniqueness of this research is due to considering the specific features of a multipolar world. This research is performed by the example of two completely different poles of the modern world economy: developed countries (by the example of G7) and developing countries (by the example of BRICS). This allows comparing their experience of adaptation to the risks of digitalization and developing different recommendations for improving the survival practices in a digital multipolar world.

This goal defines the logic and structure of the research, which is as follows: introduction; literature review with the content analysis of the existing publications on the issues of current tendencies and basic survival rules for states in a multipolar world, the issues of digitalization as a new environment for survival of states, gap analysis, and determination of the research field; description of research design and method; results, which firstly include determination of the survival trends of states in a multipolar world under the influence of digitalization and secondly include identification of the mechanisms of states' adaptation to digitalization in a multipolar world; discussion, which contains the conclusion as to which level the survival trends for states allow greatest use of the perspective mechanism of states' adaptation to the risks of digitalization in a multipolar world, and substantiation of the future prospects and development of the applied recommendations to improve the practice of adaptation to the risks of digitalization of growth poles of the world economy (G7 and BRICS) in view of their specifics; and finally, conclusions.

2. Literature Review

The theoretical basis of this study are current tendencies and the basic survival rules for states in a multipolar world. The specifics and foundations of the modern stage of survival of states, connected to the multipolar character of the world, are given in the works of Apurv and Uzma (2020), Banday and Aneja (2019), Erro-Garcés and Aranaz-Núñez (2020), Raghutla and Chittedi (2020), Sreesing (2018) and Tripathi and Kaur (2020).

Thus, the multipolarity of the world is a generally recognized phenomenon of the modern global economic system. Two poles of the world economy are stated in the existing scientific literature. The first pole is the leading developed countries (G7—the Group of Seven, Major Advanced Economies). The second pole is intensely developing countries—BRICS.

The specific features of the modern stage of state survival—which are related to the world’s multipolarity—are, first, globalization, which is subject to constant changes (tendencies for a transition from open trade in the stable conditions to protectionism during a crisis; from the world sectorial integration to the regional integration and disintegration).

Second is competition, which is set on globalization and integration, and takes various forms. In recent years (starting 2010–2012), a popular tendency has been a digital competition—the race of leading technologies and the competition between countries in high-tech markets. The survival of states depends on their digital competitiveness.

This research also draws on the scientific concept of digitalization as a new environment for survival of states. Digital economy—as a new environment for survival of states—is considered and studied in detail in the works of [Abramova et al. \(2019\)](#), [Chaldaeva \(2019\)](#), [Guseva et al. \(2019\)](#), [Inshakova and Litvinov \(2020\)](#), [Karanina \(2020\)](#), [Popkova et al. \(2021\)](#), [Popkova and Sergi \(2020\)](#) and [Smetanina \(2020\)](#).

Thus, the digital economy is a new environment for the survival of states. Its specifics consist of dynamism (it is subject to constant changes). Digitalization is a modern trend, which is oriented at the strategic (long-term) perspective. This complicates the survival of states, which have to adapt not to a stable environment but a dynamic one, thus looking at the future, not at the present. This implies rapid development and constant implementation of digital innovations as well as the adoption of a high level of risk and effective risk management.

As is seen from the performed literature review, multipolarity is a generally acknowledged and scientifically proven characteristic of the modern world economy. Digitalization—as a new environment for the survival of states—is elaborated in the existing literature. Researchers note a high complexity of adaptation to the risks of digitalization for the survival of states in a multipolar world. However, there is uncertainty (the first gap) as to the essence of the process of adaptation to the risks of digitalization, due to which the basic features of the survival of states in a modern (digital) multipolar world are unclear.

In addition to this (the second gap), the specifics of adaptation to the digitalization of different poles of the world economy have been poorly studied. Similarly, the new survival trends for states in a digital multipolar world have not been sufficiently elaborated (the third gap), which does not allow determining the mechanisms that ensure the adaptation to the risks of digitalization and the level of the use of these mechanisms in different growth poles of the world economy in recent years.

Another gap is the lack of knowledge of the risks of digitalization. Certain aspects related to the risks of digitalization or indirectly affecting them are highlighted in the works of such authors as [Balzli \(2021\)](#), [Foglia et al. \(2021\)](#) and [Iten et al. \(2021\)](#).

This paper aims to fill these gaps. The research field of this paper covers the practical experience of adaptation to the risks of digitalization in different poles of the modern world economy (by the example of G7 and BRICS countries), identification of the new survival trends for states in a multipolar world in recent years (2017–2020), evaluation of the current tendencies’ correspondence to the basic features of states’ survival in a digital multipolar world and successfulness of using the most effective mechanisms of provision of digital competitiveness in different growth poles of the world economy, an overview of the perspectives of future adaptation to the risks of digitalization, and development of recommendations to improve the practice of managing the states’ survival in a multipolar world.

3. Research Design and Method

To obtain the most solid and correct proofs, the offered hypothesis was tested with the help of a complex of reliable methods of economic statistics. The survival trends for states in a multipolar world under the influence of digitalization were determined with the help of trend analysis, which allows finding the change of the factors and results of digital competitiveness of G7 and BRICS countries, and with the help of variation analysis, which allows finding the homogeneity of the samples of G7 and BRICS countries and, based on

this, forming an idea on the scale of the tendencies' coverage of the growth poles of the modern world economy.

We evaluated the change of the indicators of digital competitiveness in 2020 (the latest report from IMD) as compared to 2017, when IMD issued the first World Digital Ranking. Additionally, arithmetic means and variations coefficients were calculated in 2015–2020, which makes possible an in-depth study of the differences between time periods. The research was performed based on aggregate indicators, which include the following:

- Risks of the “knowledge economy” (knowledge): talent management (creation, attraction, and development), personnel training (training and education), and development of science (scientific concentration);
- Infrastructural risks (technology): institutional infrastructure (regulatory framework), financial infrastructure (capital), and ICT infrastructure (technological framework).

The results of adaptation to the risks of digitalization (future readiness), that is, risk management: adaptation of society (adaptive attitudes), an adaptation of business (business agility), and adaptation of state (IT integration).

The dynamics of changes in the arithmetic mean of the given indicators was studied using the trend analysis method, which allows determining the percentage change in the values of indicators in 2020 compared to 2017. In addition, using the method of correlation analysis, the relationship of indicators was studied.

The variables in the models were chosen in this way: firstly, in order to systematically consider all the risks of digitalization and secondly, in order to clarify the causal relationship—to highlight both the risks themselves and the results of the impact of risks on the digital economy. Thirdly, to ensure comparability of data, they were taken from a common source (IMD 2021) report in order to avoid both false-positive/false-negative regression and correlation of indicators and distorted interpretation of their results. The rationale for including the selected variables in the model of this study is the basic theory, which is the System Approach. In accordance with it, it is necessary to comprehensively consider socio-economic processes. Similar specifications in the literature are given in highly cited works, such as Ivanov et al. (2019) and Timmis et al. (2016).

The statistical basis of the research is shown in Tables 1–6. Since all indicators are measured in positions 1–63 (the position is a place in ranking), the higher the position, the better. Thus, the negative trend is a sign of the improvement of the indicators' values, and the positive trend is a sign of the aggravation of their values. The values of the indicators in Tables 1–6 were determined by IMD experts based on an in-depth analysis of available international statistics on 63 digital economies. Collecting data in this way guarantees its reliability.

Table 1. Statistics of digital competitiveness of G7 and BRICS countries in 2015, position 1–63.

Pole of the World Economy		Risks of the “Knowledge Economy” (Knowledge)			Infrastructural Risks (Technology)			Results of Adaptation to the Risks of Digitalization (Future Readiness)—Risk Management		
		Indicators’ Names That Are Used in the Paper								
		Talent Management (Creation, Attraction, and Development)	Personnel Training	Development of Science	Institutional Infrastructure	Financial Infrastructure	ICT Infrastructure	Adaptation of Society	Adaptation of Business	Adaptation of State
		Original Names of the Indicators from the IMD Report								
		Talent	Training and Education	Scientific Concentration	Regulatory Framework	Capital	Technological Framework	Adaptive Attitudes	Business Agility	IT Integration
G7	USA	14	32	1	16	2	11	1	9	11
	Canada	8	12	4	12	8	26	16	1	3
	France	24	37	8	18	31	20	25	18	19
	Germany	15	4	17	27	19	31	18	5	18
	Italy	47	49	30	43	52	43	28	20	32
	Japan	31	27	14	39	26	3	13	35	10
	UK	7	23	11	10	22	15	5	22	16
BRICS	Brazil	60	52	40	57	55	49	43	54	51
	Russia	36	19	23	36	56	41	42	61	42
	India	39	45	21	59	34	61	56	37	53
	China	18	55	3	34	27	45	38	34	49
	South Africa	48	36	51	53	45	55	55	36	46

Source: Compiled by the authors based on [IMD \(2021\)](#).**Table 2.** Statistics of digital competitiveness of G7 and BRICS countries in 2016, position 1–63.

Pole of the World Economy		Risks of the “Knowledge Economy” (Knowledge)			Infrastructural Risks (Technology)			Results of Adaptation to the Risks of Digitalization (Future Readiness)—Risk Management		
		Indicators’ Names That Are Used in the Paper								
		Talent Management (Creation, Attraction, and Development)	Personnel Training	Development of Science	Institutional Infrastructure	Financial Infrastructure	ICT Infrastructure	Adaptation of Society	Adaptation of Business	Adaptation of State
		Original Names of the Indicators from the IMD Report								
		Talent	Training and Education	Scientific Concentration	Regulatory Framework	Capital	Technological Framework	Adaptive Attitudes	Business Agility	IT Integration
G7	USA	11	30	1	12	1	12	1	4	4
	Canada	10	13	4	17	5	24	16	1	7
	France	24	34	9	15	31	22	23	21	19
	Germany	16	2	15	23	22	30	20	6	17
	Italy	44	48	29	41	51	43	27	16	33
	Japan	30	28	14	37	29	3	15	33	15
	UK	7	19	10	11	25	16	4	25	13
BRICS	Brazil	59	49	43	58	54	47	44	51	48
	Russia	37	17	26	36	57	35	40	61	39
	India	38	56	21	56	30	61	57	35	54
	China	21	54	3	38	27	46	36	32	50
	South Africa	53	38	50	54	33	56	55	38	47

Source: Compiled by the authors based on [IMD \(2021\)](#).

Table 3. Statistics of digital competitiveness of G7 and BRICS countries in 2017, position 1–63.

Pole of the World Economy		Risks of the “Knowledge Economy” (Knowledge)			Infrastructural Risks (Technology)			Results of Adaptation to the Risks of Digitalization (Future Readiness)—Risk Management		
		Indicators’ Names That Are Used in the Paper								
		Talent Management (Creation, Attraction, and Development)	Personnel Training	Development of Science	Institutional Infrastructure	Financial Infrastructure	ICT Infrastructure	Adaptation of Society	Adaptation of Business	Adaptation of State
		Original Names of the Indicators from the IMD Report								
		Talent	Training and Education	Scientific Concentration	Regulatory Framework	Capital	Technological Framework	Adaptive Attitudes	Business Agility	IT Integration
G7	USA	13	33	1	17	2	12	2	3	12
	Canada	9	10	4	21	1	27	13	5	15
	France	24	35	10	15	26	25	26	44	20
	Germany	16	15	15	20	19	26	22	18	16
	Italy	44	46	32	42	53	42	27	30	35
	Japan	41	31	16	37	33	6	14	57	18
	UK	7	19	11	12	24	16	6	22	6
BRICS	Brazil	60	48	44	60	56	48	45	46	49
	Russia	35	14	25	36	57	37	44	59	43
	India	43	57	6	59	28	63	59	29	56
	China	23	53	3	32	22	47	32	24	44
	South Africa	52	37	49	54	35	57	54	37	42

Source: Compiled by the authors based on [IMD \(2021\)](#).**Table 4.** Statistics of digital competitiveness of G7 and BRICS countries in 2018, position 1–63.

Pole of the World Economy		Risks of the “Knowledge Economy” (Knowledge)			Infrastructural Risks (Technology)			Results of Adaptation to the Risks of Digitalization (Future Readiness)—Risk Management		
		Indicators’ Names That Are Used in the Paper								
		Talent Management (Creation, Attraction, and Development)	Personnel Training	Development of Science	Institutional Infrastructure	Financial Infrastructure	ICT Infrastructure	Adaptation of Society	Adaptation of Business	Adaptation of State
		Original Names of the Indicators from the IMD Report								
		Talent	Training and Education	Scientific Concentration	Regulatory Framework	Capital	Technological Framework	Adaptive Attitudes	Business Agility	IT Integration
G7	USA	11	21	1	16	1	9	1	9	8
	Canada	7	4	4	11	5	24	15	4	12
	France	21	33	17	5	25	28	32	36	19
	Germany	22	19	10	23	19	27	22	20	18
	Italy	41	56	28	41	46	44	36	32	32
	Japan	36	14	12	40	33	4	13	55	15
	UK	9	20	8	7	17	17	4	16	2
BRICS	Brazil	61	57	54	59	56	47	38	52	51
	Russia	40	12	23	38	58	38	39	62	43
	India	43	59	26	56	3	62	54	33	56
	China	18	46	21	26	30	40	23	19	41
	South Africa	54	54	47	53	27	58	56	38	39

Source: Compiled by the authors based on [IMD \(2021\)](#).

Table 5. Statistics of digital competitiveness of G7 and BRICS countries in 2019, position 1–63.

Pole of the World Economy		Risks of the “Knowledge Economy” (Knowledge)			Infrastructural Risks (Technology)			Results of Adaptation to the Risks of Digitalization (Future Readiness)—Risk Management		
		Indicators’ Names That Are Used in the Paper								
		Talent Management (Creation, Attraction, and Development)	Personnel Training	Development of Science	Institutional Infrastructure	Financial Infrastructure	ICT Infrastructure	Adaptation of Society	Adaptation of Business	Adaptation of State
		Original Names of the Indicators from the IMD Report								
		Talent	Training and Education	Scientific Concentration	Regulatory Framework	Capital	Technological Framework	Adaptive Attitudes	Business Agility	IT Integration
G7	USA	14	25	1	19	1	11	2	2	5
	Canada	13	7	2	17	10	27	17	16	13
	France	24	28	12	8	18	22	36	39	19
	Germany	25	14	9	27	17	40	16	11	17
	Italy	44	57	23	44	53	46	35	31	34
	Japan	46	19	11	42	37	2	15	41	18
	UK	177	23	8	18	22	18	10	26	14
BRICS	Brazil	61	59	44	57	61	47	33	58	49
	Russia	45	9	18	40	57	39	40	54	43
	India	38	47	28	55	3	62	54	29	56
	China	19	37	9	20	32	32	24	1	41
	South Africa	49	58	48	53	30	59	55	40	42

Source: Compiled by the authors based on [IMD \(2021\)](#).

Table 6. Statistics of digital competitiveness of G7 and BRICS countries in 2020, position 1–63.

Pole of the World Economy		Risks of the “Knowledge Economy” (Knowledge)			Infrastructural Risks (Technology)			Results of Adaptation to the Risks of Digitalization (Future Readiness)—Risk Management		
		Indicators’ Names That Are Used in the Paper								
		Talent Management (Creation, Attraction, and Development)	Personnel Training	Development of Science	Talent Management (Creation, Attraction, and Development)	Personnel Training	Development of Science	Talent Management (Creation, Attraction, and Development)	Personnel Training	Development of Science
		Original Names of the Indicators from the IMD Report								
		Talent	Training and Education	Scientific Concentration	Talent	Training & Education	Scientific Concentration	Talent	Training & Education	Scientific Concentration
		TM	TE	SC	RF	CP	TF	Asoc	Abus	Agov
G7	USA	14	24	1	22	1	7	3	2	10
	Canada	8	6	7	12	3	26	16	16	13
	France	25	36	13	9	20	19	36	36	21
	Germany	22	17	5	28	16	45	23	15	20
	Italy	42	58	22	48	54	43	42	23	39
	Japan	46	18	11	44	33	5	19	56	23
	UK	10	25	8	17	22	22	11	25	11
BRICS	Brazil	62	61	27	52	58	50	39	41	48
	Russia	47	13	24	40	57	41	43	60	51
	India	41	51	29	53	7	62	55	52	55
	China	13	40	2	18	31	32	17	4	35
	South Africa	59	60	53	56	32	57	59	58	50

Source: Compiled by the authors based on [IMD \(2021\)](#).

The mechanisms of states' adaptation to the risks of digitalization in a multipolar world were identified with the help of regression and correlation analysis based on the 2020 data, for which the symbols for the indicators are given in Table 2. Regression dependence of each result of adaptation to the risks of digitalization on the whole totality of risks of the "knowledge economy" and infrastructural risks was determined based on the full sample of twelve countries. This allows achieving a high precision of the evaluation. The formal research model is as follows:

$$A = a + b_1 \times TM + b_2 \times TE + b_3 \times SC + b_4 \times RF + b_5 \times CP + b_6 \times TF$$

To determine the specifics of using the determined mechanisms in each pole of the world economy, we found the correlation between results (risk management) and factors (risks) separately for G7 and BRICS countries. We determined low (0–0.1) and negative (below 0) values of correlation coefficients, which show that the specific mechanisms are not effective in this pole of the world economy. The interpretation of the results of the correlation analysis were carried out in accordance with the materials of [Kantelhardt et al. \(2001\)](#). The future perspectives and applied recommendations for improving the practice of adaptation to the digitalization of the growth poles of the world economy (G7 and BRICS countries) were developed by setting the best values of the most effective mechanisms of adaptation to the risks of digitalization in the regression equations (formal model of the research) given the correlation coefficients, which allow excluding the ineffective mechanisms in a certain pole of the world economy. In this case, the least squares method was used—a mathematical method based on minimizing the sum of the squares of the deviations of some functions from the desired variables.

4. Findings

4.1. Survival Trends for States in a Multipolar World under the Influence of Digitalization

To determine survival trends for states in a multipolar world under the influence of digitalization, let us analyze the change in digital competitiveness of countries of the G7 and BRICS in 2015–2020. For this (based on data from Tables 1–6), in Table 7, the arithmetic means and coefficients of variation are calculated for each pole of the world economy and for each considered time period.

Data from Table 7 indicate dynamic changes in the values of indicators and their variations at the growth poles of the world economy throughout the entire period under consideration. To clarify the results obtained, we conducted an in-depth analysis in the dynamics of 2017–2020. Survival trends for G7 states under the influence of digitalization are determined in Figure 1 with the help of the trend analysis of the change of the digital competitiveness indicators for 2020 (from Table 2) as compared to their values in 2017 (from Table 1).

As shown in Figure 1, the level of adaptation of business in G7 countries grew by 3.35% (by the average value of this indicator, the states went up from 25.57th position to 24.71st position). An improvement was observed among the following factors of adaptation to the risks of digitalization:

- Personnel training by 2.65% (by the average value of this indicator, the states went up from 27th position to 26.29th position);
- Development of science by 24.72% (by the average value of this indicator, the states went up from 12.71st position to 9.57th position);
- Financial infrastructure by 5.70% (by the average value of this indicator, the states went up from 22.57th position to 21.29th position).

Table 7. Change in digital competitiveness of G7 and BRICS countries in 2015–2020.

Pole of the World Economy		Year		Risks of the “Knowledge Economy” (Knowledge)			Infrastructural Risks (Technology)			Results of Adaptation to the Risks of Digitalization (Future Readiness)—Risk Management		
				Indicators’ Names That Are Used in the Paper								
				Talent Management (Creation, Attraction, and Development)	Personnel Training	Development of Science	Talent Management (Creation, Attraction, and Development)	Personnel Training	Development of Science	Talent Management (Creation, Attraction, and Development)	Personnel Training	Development of Science
				Original Names of the Indicators from the IMD Report								
		Talent	Training and Education	Scientific Concentration	Talent	Training and Education	Scientific Concentration	Talent	Training and Education	Scientific Concentration		
		TM	TE	SC	RF	CP	TF	Asoc	Abus	Agov		
G7	2015	Arithmetic mean, position	20.86	26.29	12.14	23.57	22.86	21.29	15.14	15.71	15.57	
		Variation coefficient, %	68.78	57.60	79.19	55.69	71.37	62.72	64.86	74.00	58.49	
	2016	Arithmetic mean, position	20.29	24.86	11.71	22.29	23.43	21.43	15.14	15.14	15.43	
		Variation coefficient, %	65.44	60.41	77.88	54.39	71.76	60.36	63.28	79.01	61.02	
	2017	Arithmetic mean, position	22.00	27.00	12.71	23.43	22.57	22.00	15.71	25.57	17.43	
		Variation coefficient, %	68.43	47.19	79.40	48.97	79.86	53.85	61.78	77.39	51.52	
	2018	Arithmetic mean, position	21.00	23.86	11.43	20.43	20.86	21.86	17.57	24.57	15.14	
		Variation coefficient, %	63.47	69.61	78.56	73.15	79.29	61.01	75.42	71.88	62.70	
	2019	Arithmetic mean, position	49.00	24.71	9.43	25.00	22.57	23.71	18.71	23.71	17.14	
		Variation coefficient, %	118.24	64.35	77.66	53.96	76.94	65.36	67.00	61.67	51.23	
	2020	Arithmetic mean, position	23.86	26.29	9.57	25.71	21.29	23.86	21.43	24.71	19.57	
		Variation coefficient, %	63.22	63.53	70.31	59.26	85.42	65.94	63.81	69.99	51.08	
BRICS	2015	Arithmetic mean, position	40.20	41.40	27.60	47.80	43.40	50.20	46.80	44.40	48.20	
		Variation coefficient, %	38.63	35.03	67.08	24.90	29.44	15.84	17.45	27.61	8.97	
	2016	Arithmetic mean, position	41.60	42.80	28.60	48.40	40.20	49.00	46.40	43.40	47.60	
		Variation coefficient, %	35.88	37.43	65.07	21.75	35.24	20.46	19.90	28.15	11.56	
	2017	Arithmetic mean, position	42.60	41.80	25.40	48.20	39.60	50.40	46.80	39.00	46.80	
		Variation coefficient, %	33.88	41.28	83.08	27.46	40.66	19.82	22.17	35.76	12.40	
	2018	Arithmetic mean, position	43.20	45.60	34.20	46.40	34.80	49.00	42.00	40.80	46.00	
		Variation coefficient, %	38.02	42.60	44.41	30.12	65.57	21.79	32.08	40.99	15.68	
	2019	Arithmetic mean, position	42.40	42.00	29.40	45.00	36.60	47.80	41.20	36.40	46.20	
		Variation coefficient, %	36.60	48.85	56.59	34.39	64.15	26.77	32.54	62.91	13.64	
	2020	Arithmetic mean, position	44.40	45.00	27.00	43.80	37.00	48.40	42.60	43.00	47.80	
		Variation coefficient, %	44.01	43.97	67.13	35.75	57.36	24.99	38.77	53.54	15.89	

Calculated and created by the authors.

To determine the level of coverage of G7 countries by these tendencies, let us use the results of variation analysis, which reflects the homogeneity of the sample of these countries in 2017 and 2020 (Figure 2).

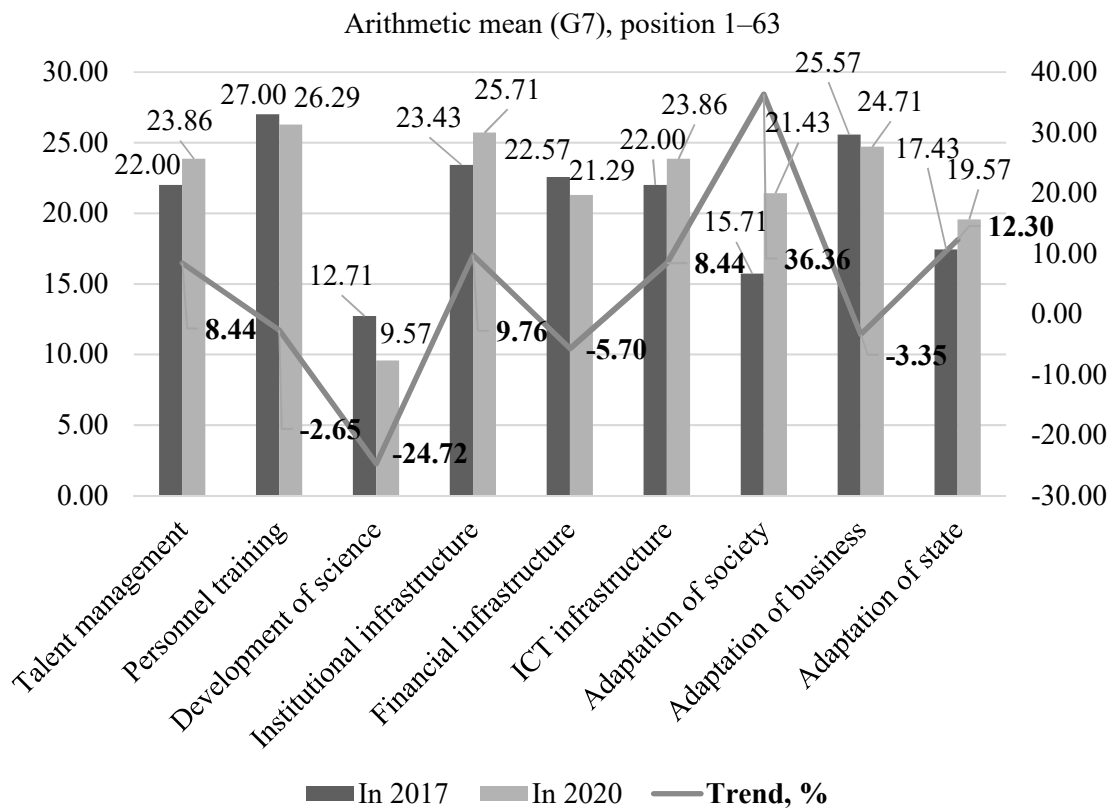


Figure 1. Survival trends for G7 states under the influence of digitalization. Source: Calculated and created by the authors.

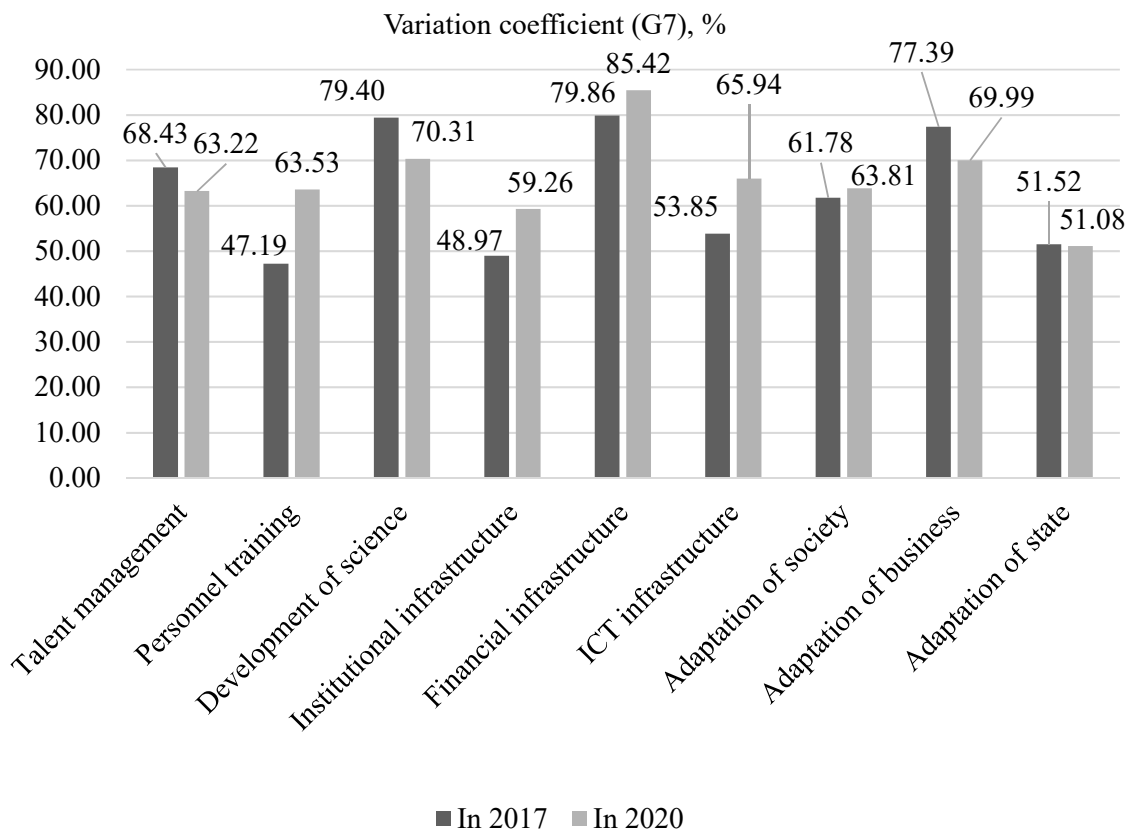


Figure 2. Analysis of variation of digital competitiveness of G7 countries. Source: Calculated and created by the authors.

As shown in Figure 2, G7 countries have a high variation (69.99%) of adaptation of business to digitalization, which is reduced compared to 2017 (77.39%). Variation of the following factors of adaptation to the risks of digitalization is also high:

- Variation of personnel training in 2020 equaled 63.53%, having grown significantly as compared to 2017 (47.19%);
- Variation of development of science in 2020 equaled 70.31%, having decreased significantly as compared to 2017 (79.40%);
- Variation of financial infrastructure in 2020 equaled 85.42%, having decreased significantly as compared to 2017 (79.86%).

Survival trends for BRICS countries under the influence of digitalization are determined in Figure 3 with the help of the trend analysis of the change of the digital competitiveness indicators for 2020 (from Table 2) as compared to their values in 2017 (from Table 3).

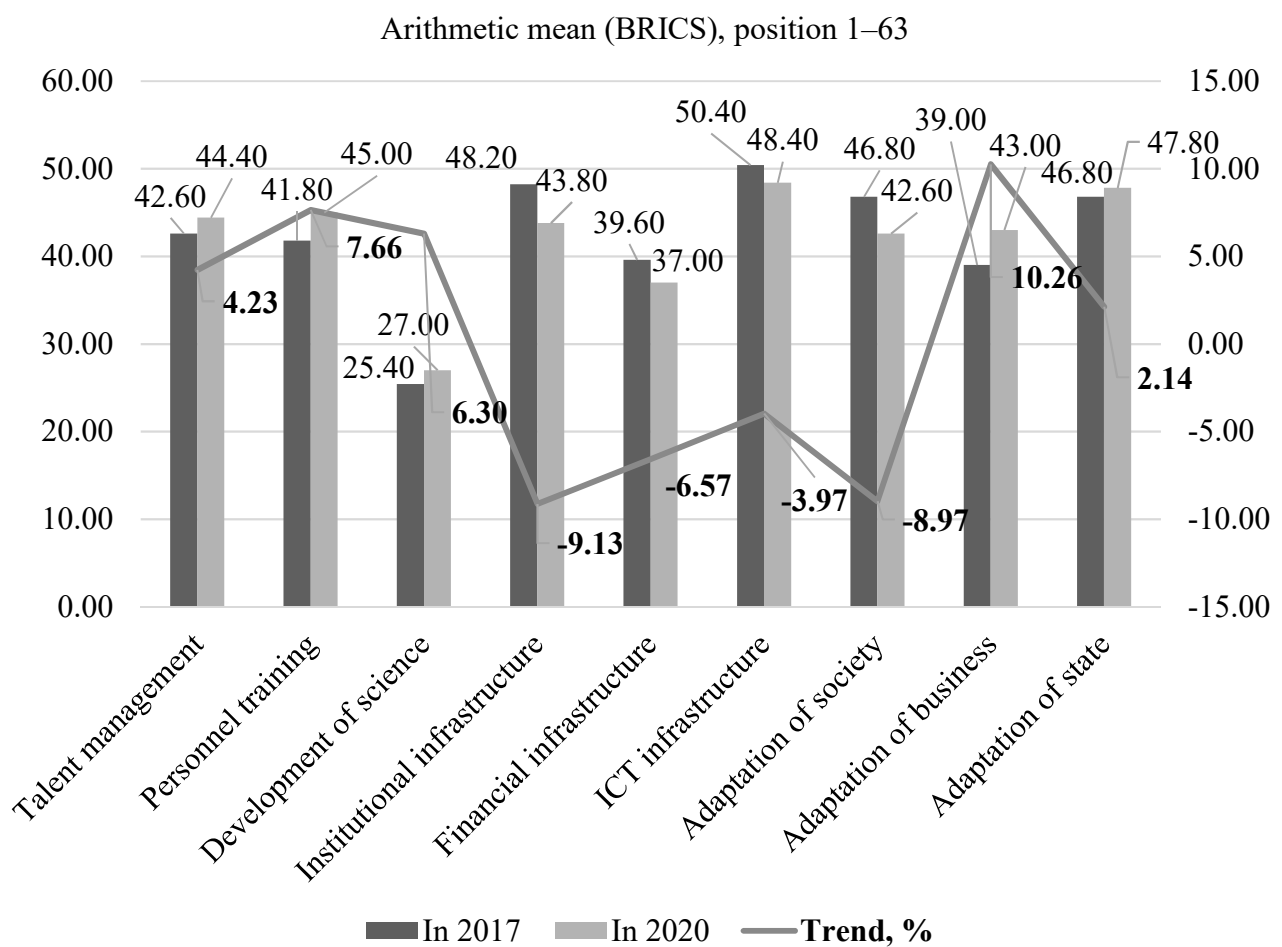


Figure 3. Survival trends for BRICS countries under the influence of digitalization. Source: Calculated and created by the authors.

As shown in Figure 3, the level of society’s adaptation to the risks of digitalization in BRICS countries grew by 8.97% (by the average value of this indicator, the states went up from 46.80th position to 42.60th position). Among the factors of adaptation to the risks of digitalization, the following improvement of primarily infrastructural factors took place:

- Institutional infrastructure by 9.13% (by the average value of this indicator, the states went up from 48.20th position to 43.80th position);
- Financial infrastructure by 6.57% (by the average value of this indicator, the states went up from 39.60th position to 37th position);

- ICT infrastructure by 3.97% (by the average value of this indicator, the states went up from 50.40th position to 48.40th position).

To determine the level of coverage of BRICS countries by the determining tendencies, let us use the results of the variation analysis, which reflects the homogeneity of the sample of countries in 2017 and 2020 (Figure 4).

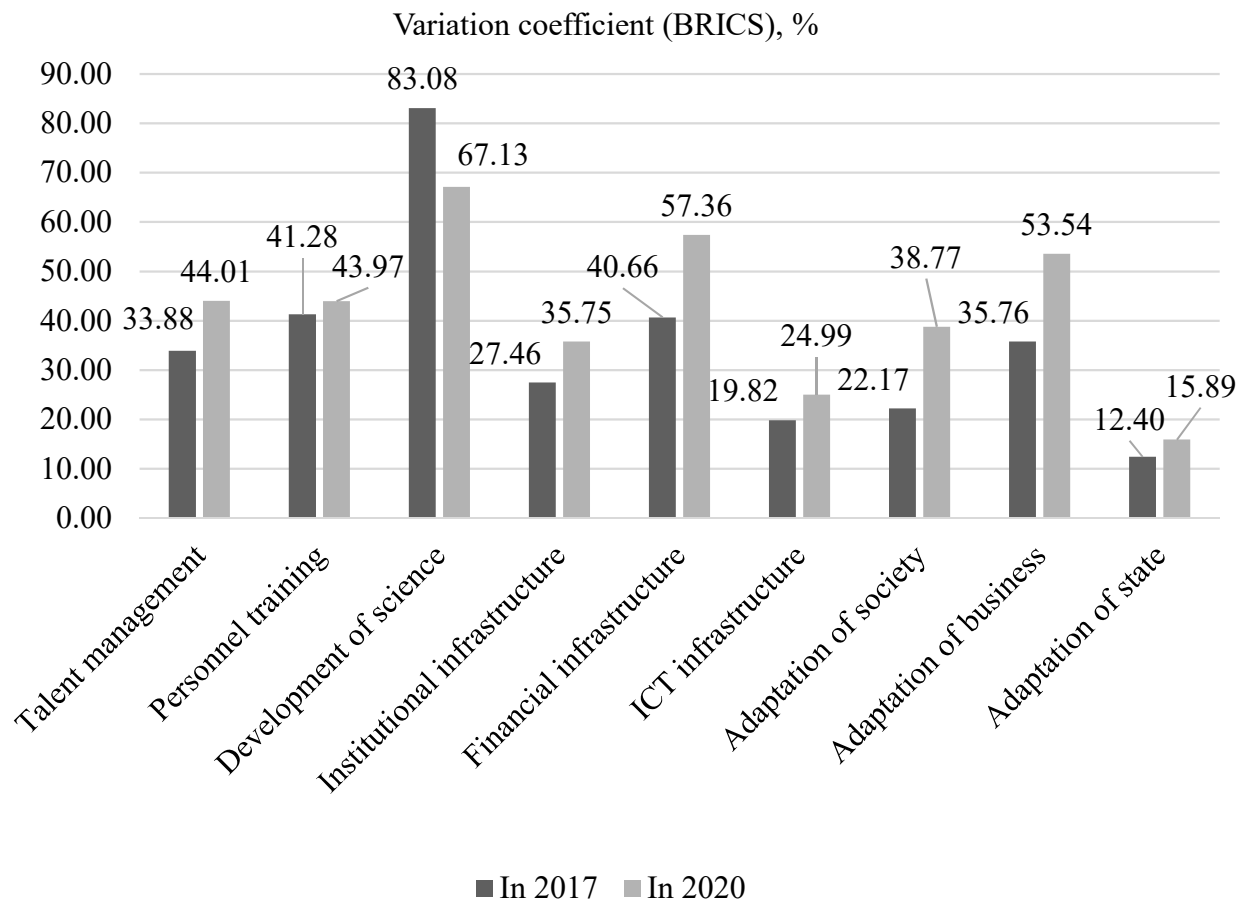


Figure 4. Variation analysis of digital competitiveness of BRICS countries. Source: calculated and created by the authors.

As shown in Figure 4, there is moderate variation (38.77%) of society’s adaptation to the risks of digitalization in BRICS countries; it grew substantially as compared to 2017 (22.17%). The variation of factors of adaptation to the risks of digitalization is also moderate:

- Variation of institutional infrastructure equaled 35.75% in 2020, having grown substantially as compared to 2017 (27.46%);
- Variation of financial infrastructure equaled 57.36% in 2020, having grown substantially as compared to 2017 (40.66%);
- Variation of ICT infrastructure equaled 24.99%, having grown as compared to 2017 (19.82%).

Thus, survival trends for states in a multipolar world under the influence of digitalization differ a great deal between G7 and BRICS countries. G7 countries are peculiar for a weak tendency for successful adaptation of business to digitalization primarily using managing the factors of the “knowledge economy”, but the practices of managing these factors and the achieved managerial results are distributed unequally between countries if G7.

In BRICS countries, there is a more vivid tendency for society’s successful adaptation to the risks of digitalization primarily using managing the infrastructural factors; the

practices of managing these factors and the achieved managerial results are distributed relatively equally between BRICS countries, which makes this tendency very clear.

4.2. Mechanisms of States' Adaptation to the Risks of Digitalization in a Multipolar World

To identify the universal mechanisms of states' adaptation to the risks of digitalization in the modern multipolar world, we perform a regression analysis. To get more observations for statistical analysis (since for one time period, for example, 2020) there are currently too few observations for regression, we combined the data from Tables 1–6 to perform a certain panel data estimation.

This allows clarifying the formal model of this research with the help of the following three equations of multiple linear regression.

$$A_{\text{soc}} = -3.20 + 0.01 \times \text{TM} - 0.03 \times \text{TE} + 0.13 \times \text{SC} + 0.20 \times \text{RF} + 0.05 \times \text{CP} + 0.64 \times \text{TF} + 7.54 \quad (1)$$

Model (1) includes fixed effects (standard error), indicating that the interfering parameters (errors) are small and the model is reliable. Equation (1) (model 1) shows the following tendencies of society's adaptation to the risks of digitalization:

- An increase of talent management by 1 position leads to an increase of society's adaptation to the risks of digitalization by 0.01 positions;
- An increase of personnel training by 1 position leads to decrease of society's adaptation to the risks of digitalization by 0.03 positions;
- An increase of development of science by 1 position leads to an increase of society's adaptation to the risks of digitalization by 0.13 positions;
- An increase of talent management by 1 position leads to an increase of society's adaptation to the risks of digitalization by 0.20 positions;
- An increase of personnel training by 1 position leads to an increase of society's adaptation to the risks of digitalization by 0.05 positions;
- An increase of development of science by 1 position leads to an increase of society's adaptation to the risks of digitalization by 0.64 positions.

The positions are places (from 1st to 63rd) in ranking. The following mechanisms do not contribute to society's adaptation to the risks of digitalization: personnel training (which is proven by the negative signs of the regression coefficients). Detailed results of the automated regression analysis for model 1 are shown in Table 8.

Table 8. Detailed results of the automated regression analysis for model 1.

Regression statistics						
Multiple R	0.9103					
R-square	0.8286					
Adjusted R-square	0.8127					
Standard errors	7.5389					
Observations	72					
Dispersion analysis						
	<i>df</i>	<i>SS</i>	<i>MS</i>	<i>F</i>	<i>Significance F</i>	
Regression	6	17,855.5569	2975.9262	52.3602	0.5×10^{-21}	
Excess	65	3694.3181	56.8357			
Total	71	21,549.8750				
	<i>Coefficients</i>	<i>Standard Error</i>	<i>t-Statistics</i>	<i>p-Value</i>	<i>Lower 95%</i>	<i>Upper 95%</i>
Y-intercept	−3.2020	2.3669	−1.3528	0.1808	−7.9290	1.5250
TM	0.0106	0.0466	0.2272	0.8210	−0.0824	0.1036
TE	−0.0303	0.0688	−0.4399	0.6614	−0.1676	0.1071
SC	0.1319	0.1014	1.3005	0.1980	−0.0707	0.3345
RF	0.2057	0.0989	2.0802	0.0415	0.0082	0.4033
CP	0.0543	0.0638	0.8508	0.3980	−0.0731	0.1816
TF	0.6436	0.0792	8.1295	0.0000	0.4855	0.8018

Calculated and created by the authors.

According to the Table 8, multiple correlation equals 91.03%, demonstrating the high level of connection between the studied indicators. Listed in Table 8, the standard errors and t-statistics indicate the significance of the variables at $\alpha = 0.05$. Among the diagnostic tests performed is the F-test. Observed value $F_{obs} = 52.3605$. Where $k_1 = m = 6$, $k_2 = n - m - 1 = 72 - 6 - 1 = 65$, the tabular value $F_{tabl} = 1.87$. Since $F_{obs} > F_{tabl}$ ($52.3605 > 1.87$), the F-test is passed.

$$A_{bus} = 8.08 + 0.08 \times TM - 0.13 \times TE + 0.22 \times SC + 0.42 \times RF + 0.41 \times CP - 0.19 \times TF + 12.45 \quad (2)$$

Model (1) includes fixed effects (standard error), indicating that the interfering parameters (errors) are small, and the model is reliable. Equation (2) (model 2) shows the following tendencies of adaptation of business to digitalization:

- An increase of talent management by 1 position leads to an increase of society's adaptation to the risks of digitalization by 0.08 positions;
- An increase of personnel training by 1 position leads to decrease of society's adaptation to the risks of digitalization by 0.13 positions;
- An increase of development of science by 1 position leads to an increase of society's adaptation to the risks of digitalization by 0.22 positions;
- An increase of talent management by 1 position leads to an increase of society's adaptation to the risks of digitalization by 0.42 positions;
- An increase of personnel training by 1 position leads to an increase of society's adaptation to the risks of digitalization by 0.41 positions;
- An increase of development of science by 1 position leads to decrease of society's adaptation to the risks of digitalization by 0.19 positions.

The positions are places (from 1st to 63rd) in ranking. Personnel training and development of science do not contribute to the adaptation of business to digitalization (which is proven by the negative values of the regression coefficients). Detailed results of the automated regression analysis for model 2 are shown in Table 9.

Table 9. Detailed results of the automated regression analysis for model 2.

Regression statistics						
Multiple R	0.7621					
R-square	0.5808					
Normalized R-square	0.5421					
Standard errors	12.4518					
Observations	72					
Dispersion analysis						
	<i>df</i>	<i>SS</i>	<i>MS</i>	<i>F</i>	<i>Significance F</i>	
Regression	6	13,961.8760	2326.9793	15.0081	0.1×10^{-9}	
Excess	65	10,078.1101	155.0478			
Total	71	24,039.9861				
	<i>Coefficients</i>	<i>Standard Error</i>	<i>t-Statistics</i>	<i>P-Value</i>	<i>Lower 95%</i>	<i>Upper 95%</i>
Y-intersection	8.0762	3.9093	2.0659	0.0428	0.2688	15.8836
TM	0.0787	0.0769	1.0235	0.3099	−0.0749	0.2323
TE	−0.1346	0.1136	−1.1848	0.2404	−0.3614	0.0923
SC	0.2257	0.1676	1.3473	0.1826	−0.1089	0.5604
RF	0.4175	0.1634	2.5556	0.0129	0.0912	0.7437
CP	0.4048	0.1053	3.8429	0.0003	0.1944	0.6152
TF	−0.1867	0.1308	−1.4276	0.1582	−0.4478	0.0745

Calculated and created by the authors.

According to the Table 9, multiple correlation equals 76.21%, demonstrating the high level of connection between the studied indicators. Listed in Table 8, the standard errors and t-statistics indicate the significance of the variables at $\alpha = 0.05$. Among the diagnostic tests performed is the F-test. The observed value $F_{obs} = 15.0081$. Where $k_1 = m = 6$, $k_2 = n - m - 1 = 72 - 6 - 1 = 65$, the tabular value $F_{tabl} = 1.87$. Since $F_{obs} > F_{tabl}$ ($15.0081 > 1.87$), the F-test is passed.

$$A_{gov} = -6.61 - 0.005 \times TM + 0.11 \times TE - 0.20 \times SC + 0.35 \times RF + 0.33 \times CP + 0.55 \times TF \quad (3)$$

Equation (3) (model 3) shows the following tendencies of the state's adaptation to the risks of digitalization:

- An increase of talent management by 1 position leads to decrease of society's adaptation to the risks of digitalization by 0.005 positions;
- An increase of personnel training by 1 position leads to an increase of society's adaptation to the risks of digitalization by 0.11 positions;
- An increase of development of science by 1 position leads to decrease of society's adaptation to the risks of digitalization by 0.20 positions;
- An increase of talent management by 1 position leads to an increase of society's adaptation to the risks of digitalization by 0.34 positions;
- An increase of personnel training by 1 position leads to an increase of society's adaptation to the risks of digitalization by 0.22 positions;
- An increase of development of science by 1 position leads to an increase of society's adaptation to the risks of digitalization by 0.55 positions.

The positions are places (from 1st to 63rd) in ranking. Talent management and development of science does not contribute to the state's adaptation to the risks of digitalization (which is proven by the negative value of the regression coefficient). Detailed results of the automated regression analysis for model 3 are shown in Table 10.

Table 10. Detailed results of the automated regression analysis for model 3.

Regression statistics						
Multiple R	0.9347					
R-square	0.8737					
Normalized R-square	0.8620					
Standard errors	6.2844					
Observations	72					
Dispersion analysis						
	<i>df</i>	<i>SS</i>	<i>MS</i>	<i>F</i>	<i>Significance F</i>	
Regression	6	17,755.7490	2959.2915	74.9297	0.3×10^{-25}	
Excess	65	2567.1260	39.4942			
Total	71	20,322.8750				
	<i>Coefficients</i>	<i>Standard Error</i>	<i>t-Statistics</i>	<i>p-Value</i>	<i>Lower 95%</i>	<i>Upper 95%</i>
Y-intersection	-6.6152	1.9730	-3.3528	0.0013	-10.5556	-2.6748
TM	-0.0053	0.0388	-0.1371	0.8914	-0.0828	0.0722
TE	0.1076	0.0573	1.8761	0.0651	-0.0069	0.2221
SC	-0.2040	0.0846	-2.4130	0.0187	-0.3729	-0.0352
RF	0.3483	0.0824	4.2251	0.0001	0.1837	0.5130
CP	0.2200	0.0532	4.1380	0.0001	0.1138	0.3262
TF	0.5517	0.0660	8.3589	0.0000	0.4199	0.6835

Calculated and created by the authors.

According to the Table 10, multiple correlation equals 93.47%, demonstrating the high level of connection between the studied indicators. Listed in Table 8, the standard errors and t-statistics indicate the significance of the variables at $\alpha = 0.05$. Among the diagnostic

tests performed is the F-test. Observed value $F_{obs} = 74.9297$. Where $k_1 = m = 6$, $k_2 = n - m - 1 = 72 - 6 - 1 = 65$, the tabular value $F_{tbl} = 1.87$. Since $F_{obs} > F_{tbl}$ ($74.9297 > 1.87$), the F-test is passed.

To determine the specifics of using the determined mechanisms in each pole of the world economy, we additionally (based on the data from Tables 1–6) found the correlation between the results and factors separately in G7 and BRICS countries (Table 11).

Table 11. Correlation between the results and factors adaptation to the risks of digitalization, %.

Pole	Correlation, %	Talent Management	Personnel Training	Development of Science	Institutional Infrastructure	Financial Infrastructure	ICT Infrastructure
G7	Adaptation of society	0.60	0.70	0.88	0.33	0.73	0.56
	Adaptation of business	0.67	0.07	0.46	0.33	0.51	−0.32
	Adaptation of state	0.83	0.76	0.90	0.74	0.90	0.50
BRICS	Adaptation of society	0.73	0.29	0.91	0.91	−0.26	0.90
	Adaptation of business	0.79	−0.06	0.80	0.83	0.10	0.68
	Adaptation of state	0.71	0.07	0.69	0.87	−0.13	0.83

Source: Authors.

As shown in Table 11, the following mechanisms of adaptation of business to digitalization do not work in G7 countries: personnel training (low correlation: 0.7) and ICT infrastructure (negative correlation −0.32%). In BRICS countries, the following mechanism of adaptation to the risks of digitalization do not work: financial infrastructure (negative correlation with society's adaptation: −0.26%, low correlation with the adaptation of business: 0.10, and negative correlation with an adaptation of state: −0.13) and personnel training (negative correlation with an adaptation of business: −0.06 and low correlation with an adaptation of state: 0.07). The interpretation of the results of the correlation analysis was carried out in accordance with the materials of [Kantelhardt et al. \(2001\)](#).

Thus, despite certain differences in the applicability of the mechanisms of adaptation to the risks of digitalization, there are two highly effective and universal mechanisms in G7 and BRICS countries: talent management and development of science. It is worth noting that both these mechanisms envisage the management of the “knowledge economy” risks.

5. Discussion

The obtained results lead to the conclusion that survival trends for states allow only for limited use of the most perspective mechanisms of states' adaptation to the risks of digitalization in a multipolar world. Thus, the activity of the use of the most effective mechanisms—talent management and development of science—in BRICS countries was reduced in 2020, as compared to 2017, by 4.23% and 6.30%, accordingly. The mechanism of talent management is poorly used, which is proven by the low value of the corresponding indicator (average 44.40th position out of 63). The mechanism of development of science is used to a larger extent, but moderately, which is proven by the low value of the corresponding indicator (average 27th position). Both selected mechanisms are used unequally in BRICS countries, which is demonstrated by large variation—44.01% (it grew substantially as compared to 2017: 33.88%) and 67.13% (it decreased substantially as compared to 2017: 83.08%), accordingly, in 2020.

In G7 countries, the activity of talent management also decreased in 2020 as compared to 2017, by 8.44%; but the activity of development of science grew by 24.72%. The mecha-

nism of talent management is moderately used, which is demonstrated by the medium value of the corresponding indicator (average 23.86th position). The mechanism of development of science is used to a larger extent, which is demonstrated by the high value of the corresponding indicator (average 9.57th position). Both selected mechanisms are used unequally in BRICS countries, which is proven by large variation—it decreased as compared to 2017: 68.43% and 70.31% (it decreased as compared to 2017: 79.40%), accordingly, in 2020.

To substantiate the future perspectives of adaptation to the digitalization (risk management) of G7 and BRICS countries, given their specifics, we put the best values of the selected most effective mechanisms in Equations (1)–(3) (Figures 5 and 6).

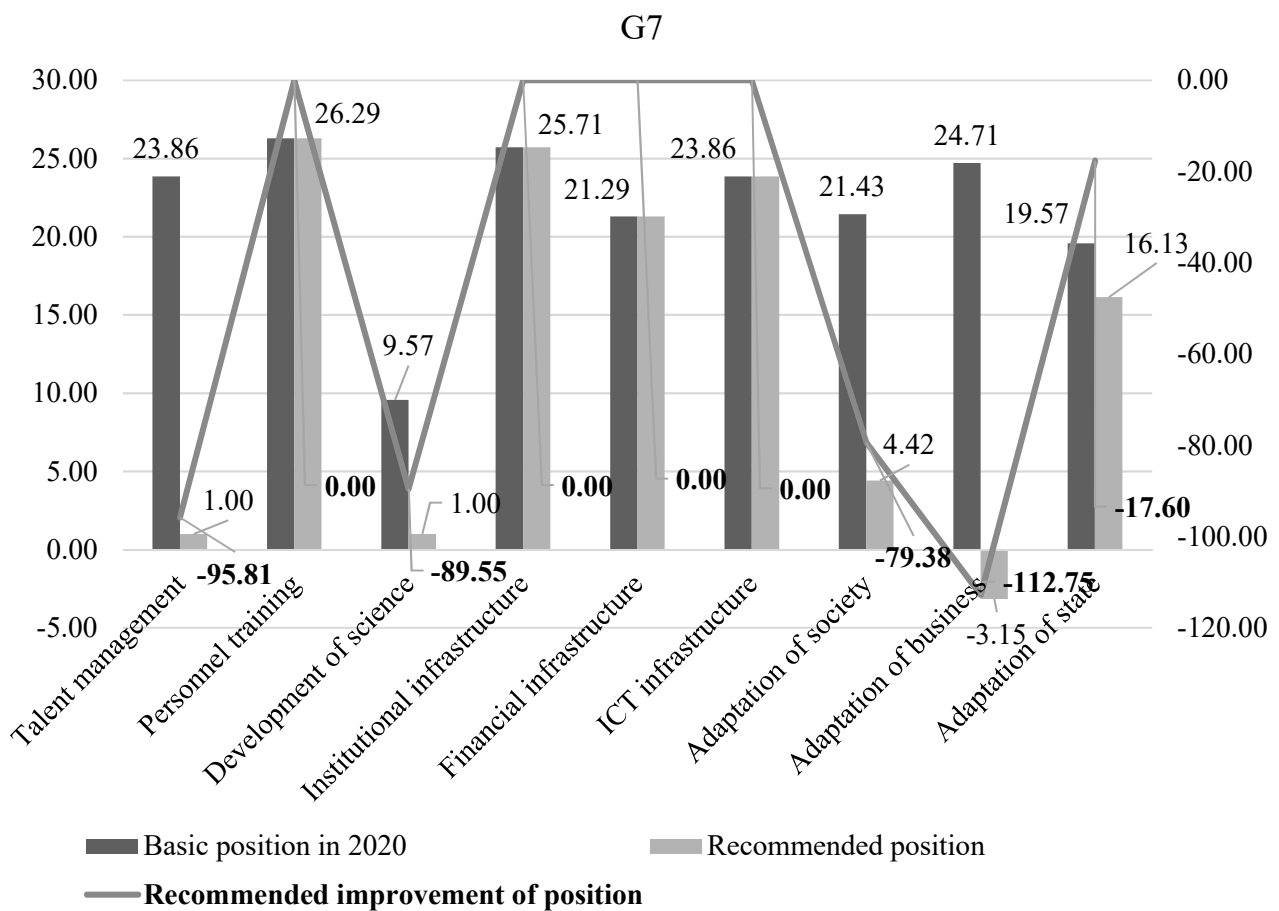


Figure 5. Future perspectives of adaptation to the digitalization (risk management) of G7 countries. Source: Calculated and created by the authors.

As shown in Figure 5, the future perspectives of adaptation to the digitalization of G7 countries are connected to the increase of the level of society’s adaptation by 79.38% (improvement of their average position in the ranking from 21.43rd to 4.42nd position), the increase of the level of adaptation of business by 112.72% (improvement of their average position in the ranking from 24.71st to 1st position), and the increase of the level of states’ adaptation by 17.60% (improvement of their average position in the ranking from 19.57th position to 16.13th position). The positions are places (from 1st to 63rd) in ranking. Indicated in Figure 5, the optimal values of the variables of models 1–3 were obtained using the least squares method. Factors adaptation to the risks of digitalization that are ineffective in the G7 countries (from Table 11) are not involved in optimization—they retain the values of 2020 (zero growth in Figure 5). Figure 5 reflects the Pareto-optimal combination of variables, at which the potential of adaptation of the G7 countries to digitalization is most fully revealed.

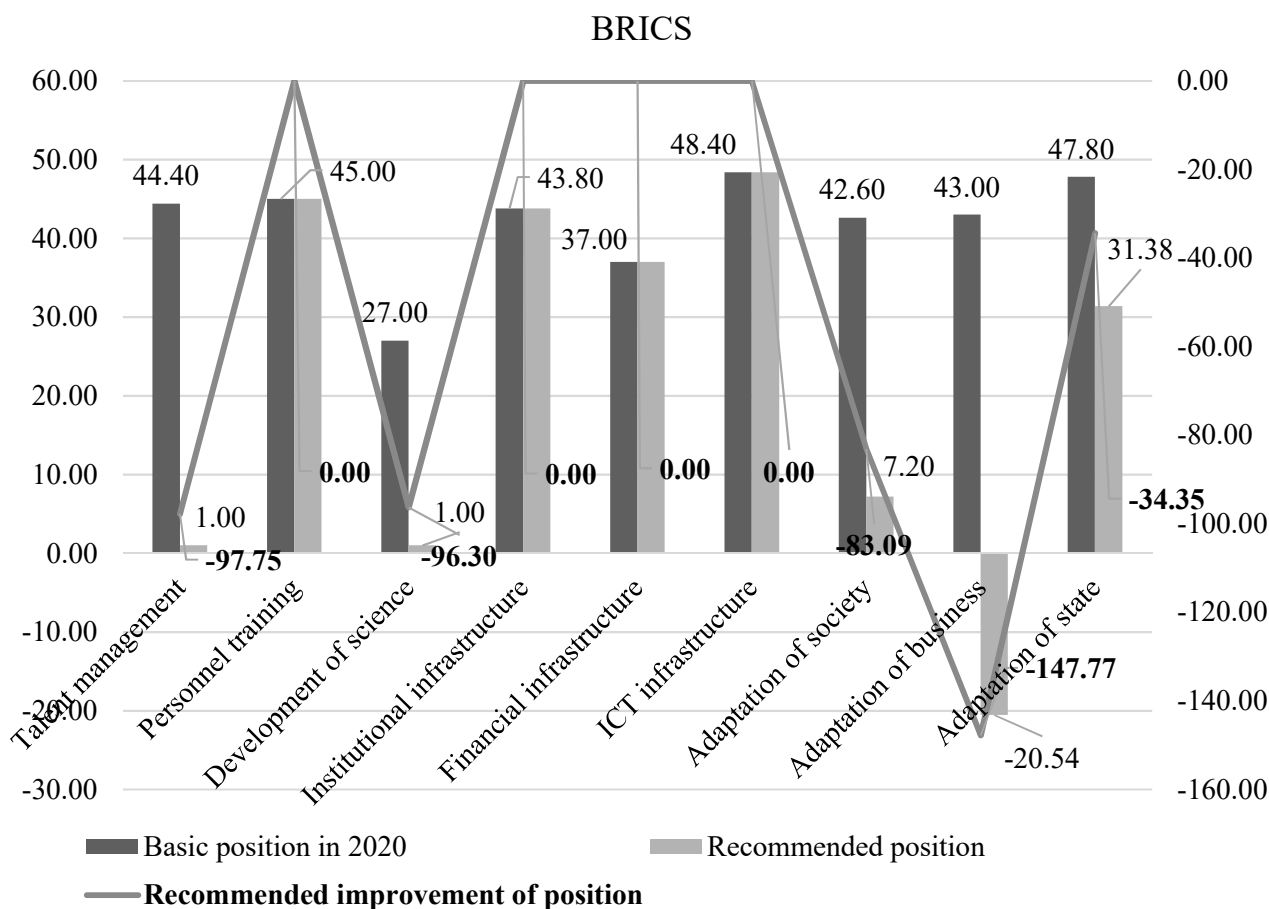


Figure 6. Future perspectives of adaptation to the digitalization of BRICS countries. Source: Calculated and created by the authors.

As shown in Figure 5, the future perspectives of adaptation to the digitalization (risk management) of BRICS countries are connected to the increase of the level of society’s adaptation by 83.09% (improvement of their average position in the ranking from 42.60th to 7.20th position), the increase of the level of adaptation of business by 147.77% (improvement of their average position in the ranking from 43rd to 1st position), and the increase of the level of states’ adaptation by 34.35% (improvement of their average position in the ranking from 47.80th position to 31.38th position). The positions are places (from 1st to 63rd) in ranking. Indicated in Figure 6, the optimal values of the variables of models 1–3 were obtained using the least squares method. Factors adaptation to the risks of digitalization that are ineffective in the BRICS countries (from Table 11) are not involved in optimization—they retain the values of 2020 (zero growth in Figure 6). Figure 6 reflects the Pareto-optimal combination of variables, at which the potential of adaptation of the BRICS countries to digitalization is most fully revealed.

Thus, the applied recommendations for improving the practice of adaptation to the digitalization of the world economy’s growth poles in view of their specifics include the increase of activity of talent management by 95.81% (from 23.86th to 1st position) in G7 countries and by 97.75% (from 9.57th to 1st position) in BRICS countries and increase of the level of development of science by 89.55% (from 44.40th to 1st position) in G7 countries and by 96.30% (from 27th to 1st position) in BRICS countries.

The practical implementation of the offered recommendations opens future perspectives for more successful survival trends in a multipolar world and the improvement of their adaptation to the risks of digitalization by 69.91% on average $((79.38 + 112.75 + 17.60)/3)$ in G7 countries and by 88.40% on average $((83.09 + 147.7 + 34.35)/3)$ in BRICS countries.

6. Conclusions

It is possible to conclude that the offered hypothesis has been proven. We have gathered scientific proofs of the fact that, despite the multipolarity of the modern world economy, there remains the commonness of strategies of adaptation of developed (one pole) and developing (another pole) countries to digitalization. On the one hand, differences in perspective mechanisms of adaptation to the risks of digitalization in G7 and BRICS countries have not been determined; and two universal mechanisms have been revealed: talent management and development of science. This justifies the commonness of the strategies of adaptation to the risks of digitalization (risk management) for all these countries.

On the other hand, these strategies are implemented with different levels of success in the two considered poles of the modern world economy. New survival trends for BRICS states in a multipolar world do not contribute to the implementation of the strategy of their adaptation to the risks of digitalization since they demonstrate the predominant management of the infrastructural factors and mechanisms without the use of the “knowledge economy” mechanisms. Despite this, BRICS countries are peculiar for a vivid tendency of society’s successful adaptation to the risks of digitalization, for which the level has increased by 8.97% in 2020 as compared to 2017. A precondition to the achievement of larger results in BRICS countries is the moderate variation of the activity of the use of the perspective mechanisms of adaptation to the risks of digitalization: 44.01% for talent management and 67.13% for development of science.

In G7 countries, a positive tendency is the growth of development of science by 24.72% in 2020 as compared to 2017. This led to an increase in the level of adaptation of business to digitalization by 3.35%. A barrier on the path of achievement of larger results in G7 countries is a high variation of the activity of applying the perspective mechanisms of adaptation to the risks of digitalization: 63.22% for talent management and 70.31% for the development of science.

Research implications consist of the following: the determined survival trends for G7 and BRICS states in a multipolar world hinder the reduction of inequality of countries. To overcome the disproportions in the world economic system (in particular, implementation of SDG 10, [UN 2021](#)), we offer applied recommendations for improving the practice of adaptation to the digitalization (risk management) of the growth poles of the world economy: increase of the activity of talent management by 95.81% in G7 countries and by 97.75% in BRICS countries as well as the increase of the level of development of science by 89.55% in G7 countries and by 96.30% in BRICS countries.

Practical and social implications are as follows: the practical implementation of the offered recommendations opens future perspectives of more successful survival trends in a multipolar world and the improvement of their adaptation to the risks of digitalization (risk management) by 69.91% on average in G7 countries and by 88.40% on average in BRICS countries. The future perspectives of adaptation to the digitalization (risk management) of G7 countries are connected to an increase of the level of society’s adaptation by 79.38%, the level of adaptation of business by 112.72%, and the level of states’ adaptation by 17.60%. The future perspectives of adaptation to the digitalization (risk management) of BRICS countries are connected to an increase of society’s adaptation by 83.09%, increase of the level of adaptation of business by 147.77%, and increase of the level of states’ adaptation by 34.35%.

Nevertheless, it should be recognized that the results of this study are limited by two poles of growth of the modern world economy—the G7 and the BRICS. Multipolarity as the basic setting of the modern world economic system means that, in addition to the main ones (discussed in this article), there are additional poles of world economic growth, which have the potential to come to the fore in the coming years. The developing countries of Asia and Eurasia, for example, the EAEU, as well as African countries demonstrating increased integration and confidently defending their positions in the world arena can be considered as such. These countries are becoming more and more involved in the processes of digital transformation of the world economy and demonstrate an ever-growing, high-

tech economy and the progressiveness of the information society. It is proposed to devote further research to the study of their experience and prospects of digital risk management for adaptation to digitalization in the continuation of this article.

Author Contributions: Conceptualization, J.V.R., V.F.U. and O.V.S.; methodology, J.V.R., V.F.U. and O.V.S.; software, J.V.R.; validation, J.V.R.; formal analysis, J.V.R., V.F.U. and O.V.S.; investigation, J.V.R.; resources, J.V.R., V.F.U. and O.V.S.; data curation, J.V.R.; writing—original draft preparation, J.V.R., V.F.U. and O.V.S.; writing—review and editing, J.V.R.; visualization, J.V.R.; supervision, J.V.R.; project administration, J.V.R.; funding acquisition, J.V.R., V.F.U. and O.V.S. All authors have read and agreed to the published version of the manuscript.

Funding: This study was supported by the Russian Foundation for Basic Research (RFBR) as part of research project No. 20-010-00137. This paper was supported by the RUDN University Strategic Academic Leadership Program.

Institutional Review Board Statement: Not applicable.

Informed Consent Statement: Not applicable.

Data Availability Statement: Not applicable.

Conflicts of Interest: The authors declare no conflict of interest.

References

- Abramova, Marina, Svetlana Dubova, and Svetlana Krivoruchko. 2019. Marxism and digital money as a new reality of the social and economic system. In *Marx and Modernity: A Political and Economic Analysis of Social Systems Management*. Edited by Marina Alpidovskaya and Elena Popkova. A Volume in the Series Advances in Research on Russian Business and Management. Charlotte: Information Age Publishing, pp. 411–22. Available online: <https://www.infoagepub.com/products/Marx-and-Modernity> (accessed on 22 July 2021).
- Apurv, Rohit, and Shigufta Hena Uzma. 2020. The impact of infrastructure investment and development on economic growth on BRICS. *Indian Growth and Development Review* 14: 122–47. [CrossRef]
- Balzli, Catherine Equey. 2021. A digital individual benefit statement to mitigate the risk of poverty in retirement: The case of Switzerland. *Risks* 9: 101. [CrossRef]
- Banday, Umer Jeelanie, and Ranjan Aneja. 2019. Energy consumption, economic growth, and CO₂ emissions: Evidence from G7 countries. *World Journal of Science, Technology and Sustainable Development* 16: 22–39. [CrossRef]
- Chaldaeva, Larisa. 2019. Digital economy: A Marxist view of the present and future. In *Marx and Modernity: A Political and Economic Analysis of Social Systems Management*. Edited by Marina Alpidovskaya and Elena Popkova. A Volume in the Series Advances in Research on Russian Business and Management. Charlotte: Information Age Publishing, pp. 395–400. Available online: <https://www.infoagepub.com/products/Marx-and-Modernity> (accessed on 22 July 2021).
- Erro-Garcés, Amaya, and Irene Aranaz-Núñez. 2020. Catching the wave: Industry 4.0 in BRICS. *Journal of Manufacturing Technology Management* 31: 1169–84. [CrossRef]
- Foglia, Matteo, Maria Cristina Recchioni, and Gloria Polinesi. 2021. Smart beta allocation and macroeconomic variables: The impact of COVID-19. *Risks* 9: 34. [CrossRef]
- Garzoni, Antonello, Ivano De Turi, Giustina Secundo, and Pasquale Del Vecchio. 2020. Fostering digital transformation of SMEs: A four levels approach. *Management Decision* 58: 1543–62. [CrossRef]
- Guseva, Irina, Elena Kulikova, and Boris Rubtsov. 2019. Dialectics of the financial market category in the Russian economic science: From the Marx era to the digital economy. In *Marx and Modernity: A Political and Economic Analysis of Social Systems Management*. Edited by Marina Alpidovskaya and Elena Popkova. A Volume in the Series Advances in Research on Russian Business and Management. Charlotte: Information Age Publishing, pp. 401–10. Available online: <https://www.infoagepub.com/products/Marx-and-Modernity> (accessed on 22 July 2021).
- IMD. 2021. World Digital Competitiveness Ranking 2020. Available online: <https://www.imd.org/wcc/world-competitiveness-center-rankings/world-digital-competitiveness-rankings-2020/> (accessed on 22 July 2021).
- Inshakova, Agnessa, and Nikolai Litvinov. 2020. Digital Institutions in the Fight against the Shadow Economy in Russia. *Scientific Narratives of Russia*. Available online: <https://isconf.ru/цифровые-институты-в-борьбе-с-теневой/> (accessed on 22 July 2021).
- Iten, Raphael, Joel Wagner, and Angela Zeier Röschmann. 2021. On the identification, evaluation and treatment of risks in smart homes: A systematic literature review. *Risks* 9: 113. [CrossRef]
- Ivanov, Dmitry, Alexandre Dolgui, and Boris Sokolov. 2019. The impact of digital technology and Industry 4.0 on the ripple effect and supply chain risk analytics. *International Journal of Production Research* 57: 829–46. [CrossRef]
- Kantelhardt, Jan W., Eva Koscielny-Bunde, Henio H. A. Rego, Shlomo Havlin, and Armin Bunde. 2001. Detecting long-range correlations with detrended fluctuation analysis. *Physica A: Statistical Mechanics and Its Applications* 295: 441–54. [CrossRef]

- Karanina, Elena. 2020. Digital Approach to the Fight against Shadow Economy in the Region: Advantages for the Economic Security and Investment Attractiveness of the Territory. Web Site "Scientific narratives of Russia". Available online: <https://isconf.ru/digital-podkhod-k-borьbe-s-tenевой-eko/> (accessed on 22 July 2021).
- Liu, Yi, Wei Wang, and Zuopeng Justin Zhang. 2020. The Dual Drivetrain Model of Digital Transformation: Role of Industrial Big-Data-Based Affordance. *Management Decision*. Available online: <https://www.emerald.com/insight/content/doi/10.1108/MD-12-2019-1664/full/html> (accessed on 22 July 2021).
- Pinheiro, Marco Antonio Paula, Bruna Michel Roman Pais Seles, Paula De Camargo Fiorini, Daniel Jugend, Ana Beatriz Lopes de Sousa Jabbour, Hermes Moretti Riberto da Silva, and Hengky Latan. 2019. The role of new product development in underpinning the circular economy: A systematic review and integrative framework. *Management Decision* 57: 840–62. [CrossRef]
- Popkova, Elena, and Bruno Sergi. 2020. Human capital and AI in industry 4.0. Convergence and divergence in social entrepreneurship in Russia. *Journal of Intellectual Capital* 21: 565–81. [CrossRef]
- Popkova, Elena, Alexei Bogoviz, and Bruno Sergi. 2021. Towards digital society management and 'capitalism 4.0' in contemporary Russia. *Humanities and Social Science Communications* 8: 1–8. [CrossRef]
- Quaye, Daniel, and Isaac Mensah. 2019. Marketing innovation and sustainable competitive advantage of manufacturing SMEs in Ghana. *Management Decision* 57: 1535–53. [CrossRef]
- Raghuatla, Chandrashekar, and Krishna Reddy Chittedi. 2020. Financial development, energy consumption, technology, urbanization, economic output and carbon emissions nexus in BRICS countries: An empirical analysis. *Management of Environmental Quality* 32: 290–307. [CrossRef]
- Roy, Vivek. 2019. Decoding the elemental arcs of superior performance in sustainable supply chains: A knowledge-based view. *Management Decision* 57: 2570–92. [CrossRef]
- Smetanina, Anastasia. 2020. Russian Entrepreneurship on the Path of De-Shadowing: New Opportunities in the Digital Economy and Prospects. *Scientific Narratives of Russia*. Available online: <https://isconf.ru/российское-предпринимательство-на-п/> (accessed on 22 July 2021).
- Sreesing, Poonyawat. 2018. Taxes and risk-taking behaviour: Evidence from mergers and acquisitions in the G7 nations. *Journal of Risk Finance* 19: 277–94. [CrossRef]
- Timmis, Sue, Patricia Broadfoot, Rosamund Sutherland, and Alison Oldfield. 2016. Rethinking assessment in a digital age: Opportunities, challenges and risks. *British Educational Research Journal* 42: 454–76. [CrossRef]
- Townsend, Katherine, Anthony Kent, and Ania Sadkowska. 2019. Fashioning clothing with and for mature women: A small-scale sustainable design business model. *Management Decision* 57: 3–20. [CrossRef]
- Tripathi, Vanita, and Amanpreet Kaur. 2020. Socially responsible investing: Performance evaluation of BRICS nations. *Journal of Advances in Management Research* 17: 525–47. [CrossRef]
- UN. 2021. The 17 Goals. Available online: <https://sdgs.un.org/ru/goals> (accessed on 22 July 2021).