

Caporale, Guglielmo Maria; Cerrato, Mario

Working Paper

Black market and official exchange rates: long-run equilibrium and short-run dynamics

CESifo Working Paper, No. 1851

Provided in Cooperation with:

Ifo Institute – Leibniz Institute for Economic Research at the University of Munich

Suggested Citation: Caporale, Guglielmo Maria; Cerrato, Mario (2006) : Black market and official exchange rates: long-run equilibrium and short-run dynamics, CESifo Working Paper, No. 1851, Center for Economic Studies and ifo Institute (CESifo), Munich

This Version is available at:

<https://hdl.handle.net/10419/25896>

Standard-Nutzungsbedingungen:

Die Dokumente auf EconStor dürfen zu eigenen wissenschaftlichen Zwecken und zum Privatgebrauch gespeichert und kopiert werden.

Sie dürfen die Dokumente nicht für öffentliche oder kommerzielle Zwecke vervielfältigen, öffentlich ausstellen, öffentlich zugänglich machen, vertreiben oder anderweitig nutzen.

Sofern die Verfasser die Dokumente unter Open-Content-Lizenzen (insbesondere CC-Lizenzen) zur Verfügung gestellt haben sollten, gelten abweichend von diesen Nutzungsbedingungen die in der dort genannten Lizenz gewährten Nutzungsrechte.

Terms of use:

Documents in EconStor may be saved and copied for your personal and scholarly purposes.

You are not to copy documents for public or commercial purposes, to exhibit the documents publicly, to make them publicly available on the internet, or to distribute or otherwise use the documents in public.

If the documents have been made available under an Open Content Licence (especially Creative Commons Licences), you may exercise further usage rights as specified in the indicated licence.

BLACK MARKET AND OFFICIAL EXCHANGE
RATES: LONG-RUN EQUILIBRIUM
AND SHORT-RUN DYNAMICS

GUGLIELMO MARIA CAPORALE
MARIO CERRATO

CESIFO WORKING PAPER NO. 1851
CATEGORY 6: MONETARY POLICY AND INTERNATIONAL FINANCE
NOVEMBER 2006

An electronic version of the paper may be downloaded

- *from the SSRN website:* www.SSRN.com
- *from the RePEc website:* www.RePEc.org
- *from the CESifo website:* www.CESifo-group.de

BLACK MARKET AND OFFICIAL EXCHANGE RATES: LONG-RUN EQUILIBRIUM AND SHORT-RUN DYNAMICS

Abstract

This paper presents further empirical evidence on the relationship between black market and official exchange rates in six emerging economies (Iran, India, Indonesia, Korea, Pakistan, and Thailand). First, it applies both time series techniques and heterogeneous panel methods to test for the existence of a long-run relationship between these two types of exchange rates. Second, it tests formally the validity of the proportionality restriction implying a constant black-market premium. Third, it also analyses the short-run dynamic responses of both markets to shocks. Finally, it tries to shed some light on the determinants of the market premium. Evidence of slow reversion to the long-run equilibrium is found. Further, it appears that capital controls and expected currency devaluation are the two main factors affecting the size of the premium and determining the breakdown in the proportionality relationship.

JEL Code: C23, F31.

Keywords: black market and official exchange rates, panel cointegration, impulse response functions.

Guglielmo Maria Caporale
Department of Economics and Finance
Brunel University
Uxbridge, Middlesex UB8 3PH
United Kingdom
Guglielmo-Maria.Caporale@brunel.ac.uk

Mario Cerrato
London Metropolitan University
London
United Kingdom
m.cerrato@londonmet.ac.uk

1. Introduction

Black markets for foreign currency develop mainly as a result of government restrictions on capital outflows, which induce domestic residents to seek alternative sources of foreign currency. Its supply generally comes from the tourist industry, while demand originates mainly from residents travelling abroad on holiday or to study. Since demand for foreign currency normally exceeds supply, suppliers are able to charge a higher price than the official rate. The difference between the black market (or parallel) exchange rate and the official rate is known as the black-market premium.

As argued in Kiguel and O'Connell (1995), a significant spread between black market and official rate may be a signal of macroeconomics misalignments, and consequently central banks will often intervene in the official market to eliminate the spread – hence the importance of investigating whether there exists a long-run relationship between black market and official exchange rates.¹ The implications are extremely important not only for policy-makers but also for financial managers investing in emerging markets and managing the exchange rate risk. In addition to the long-run equilibrium, it is also interesting to analyse the short-run speed of adjustment of the two types of exchange rates in response to external shocks.

In this paper, we use both time series and heterogeneous panel cointegration tests to test for the existence of a long-run relationship between the black market and the official exchange rate in six emerging countries (i.e., Iran, India, Indonesia, Korea, Pakistan, and Thailand). Moreover, we test by means of a panel Wald test the validity of the unity (proportionality) restriction on the cointegrating coefficient implied by portfolio-balance models (see, e.g., Dornbusch et al, 1983). Further, we investigate the short-run dynamics by estimating impulse response functions using bootstrap methods, and try to shed some light on the possible determinants of the market premium.

The layout of the paper is the following. Section 2 outlines the econometric methodology. Section 3 contains a descriptive analysis of the data and the cointegration tests. Section 4 focuses on the determinants of the black market premium. Section 5 summarises the main findings and offers some concluding remarks.

2. Econometric Methodology

Let s_{it} and s_{it}^* be the log of the black market and of the official exchange rate, respectively, in country i . To take into account heterogeneity, we apply the McCoskey and Kao (1998) panel cointegration test by specifying the following DOLS (Dynamic OLS – see Stock and Watson, 1993) regression equation:

$$s_{it} = \alpha_i + \beta s_{it}^* + \sum_{j=-k}^k \phi_j \Delta s_{i,t-1}^* + u_{it} \quad (1)$$

$$i=1, \dots, N, \quad k_i = \text{leads and lags of } \Delta s_{it}^*$$

¹ Note that many studies (e.g., Booth and Mustafa, 1991) also consider this crucial to establishing whether or not the black market processes information efficiently (i.e. whether investors use information contained in the black market rate to predict movements in the official rate), though more

The number of leads and lags in equation (1) is chosen with the Akaike criterion. In the presence of significant autocorrelation, even with high orders of leads and lags, one should instead employ the DGLS (Dynamic Generalised Least Squares – see McCoskey and Kao, 1998) estimation method, together with the Newey and West (1994) HAC (heteroscedasticity and autocorrelation consistent) covariance estimator, as we do below (see Section 3).

The method introduced by McCoskey and Kao (1998) involves a residual-based Lagrange Multiplier test for the null hypothesis of cointegration in panel data. This test is a panel version of the Harris and Inder (1994) cointegration test for time series. McCoskey and Kao (1998) show that the standardised version of the LM statistic is given by:

$$LM^* = \frac{[\sqrt{N}(LM - u_v)]}{\sigma_v} \Rightarrow N(0,1) \quad (2)$$

where u_v and σ_v are obtained by Monte Carlo simulation methods (see Table 1, McCoskey and Kao, 1998).

We also analyse the short-run dynamic adjustment of exchange rates to external shocks by estimating impulse response functions. Let $S_t = [s_t, s_t^*]'$ be a discrete time real valued vector stochastic process, and assume it follows the following Vector Autoregressive model of order k ; $VAR(k)$:

$$S_t = \Pi_0 + \Pi_1 S_{t-1} + \Pi_2 S_{t-2} + \dots + \Pi_k S_{t-k} + B u_t \quad t = 1, 2, \dots \quad (3)$$

where u_t is a $p \times 1$ vector of error terms having a martingale specification with covariance matrix Ω .

In a more compact form (3) can be written as follows:

$$\Pi(L)S_t = B u_t \quad (4)$$

where $\Pi(L) \equiv \Pi_0 - \Pi_1 L - \Pi_2 L^2 - \dots - \Pi_p L^p$, with L being a lag operator.

A Vector Moving Average (VMA) representation of (3) is:

$$S_t = C(L)u_t \quad (5)$$

where $C(L) = \Pi(L)^{-1}$; $C(L) = I + C_1(L) + C_2 L^2 \dots$, and $C(L)$ is a polynomial matrix generally of infinite order.

Let $\phi_{kl,i}$ be the response of the variable k to a standard deviation shock on the variable l , i periods ahead, and define as $\varphi = [\Pi_1, \Pi_2, \dots, \Pi_p]'$, a vector that stacks the parameters of the system in (3). Impulse responses are obtained by inverting the polynomial (3), therefore $\phi_{kl,i}$ is a non-linear function of φ' such that $\phi_{kl,i}(\varphi)$. Because of its non-linearity, in small samples $\phi_{kl,i}$ can be biased, with the bias increasing with the length of the horizon. For this reason, confidence intervals should also be constructed. Different methods have been suggested. In this paper we follow

recently it has been shown that the concepts of efficient markets and cointegration are independent of one another (see, e.g., Lence and Falk, 2005).

Kilian (1999) and adopt a residual-based resampling method (i.e. a semi-parametric one)².

3. Descriptive Analysis and Cointegration Tests

We use monthly data on black market and official exchange rates for six emerging market economies, namely Iran, India, Indonesia, Korea, Pakistan and Thailand, for the period 1973M1-1998M1. The former series are obtained from *Pick's World Currency Yearbook* (various issues). In this respect, our study differs from earlier ones focusing on individual countries (see, e.g., Booth and Mustafa, 1991), or using annual data covering a shorter period (see, e.g., Bahmani-Oskooee et al, 2002)

Table 1 shows the black-market premium for the six exchange rates being analysed. As can be seen, it is sizeable in the case of Iran. This might suggest that, de facto, Iran has a different type of exchange rate regime from the other countries in the sample.

Black-Market Premium (ABMP %) 1973-1998

Country	ABMP
Iran	662.09
India	13.96
Indonesia	5.613
Korea	4.69
Pakistan	15.07
Thailand	0.14

Table 1

Note: the ABMP has been calculated as $(S/S^-1)*100$ dividing the black market exchange rate by the official exchange rate.*

As pointed out by Ghei and Kamin (1996), the level of the black market premium has decreased, on average, in most of the countries with black market exchange rates. Their analysis is based on annual data and ends in the early 1990s. Similar results are found at a monthly frequency for our set of countries, over a longer time period, including also the years 1994-1998 as one of the sub-samples (see Table 2).

Country/Yrs	% Premium Over Different Subsamples				
	1973/1978	1979/1983	1984/1988	1989/1993	1994/1998
IRAN	3.7	263.3	876.8	21.3	165.4
INDIA	16.13	17.71	18.36	12.5	4.7
INDONESIA	3.5	3.9	9.8	8.7	2.5
KOREA	5.02	9.9	5.3	2.4	0.7
PAKISTAN	22.03	29.6	8.4	7.6	6.4
THAILAND	0.3	0.3	1.9	2.1	1.2

Table 2

As can be seen the size of the premium, on average, has generally decreased, in some cases substantially (e.g., in India, Korea, and Pakistan), which is prima facie evidence

² Note that, in order to deal with the non-stationarity of the variables, we estimate a Vector Error Correction model, save the residuals and use a re-sampling scheme on the residuals and equation (3) to generate bootstrap samples (see Li and Maddala, 1997).

that in these countries official and black market exchange rate markets are becoming integrated.

The sample period considered in Table 2 includes both periods when exchange controls are in place, and therefore parallel markets exist, and periods when markets are unified. By contrast, Table 3 reports the size of the average premium only for the latter case. Following Ghei and Kamin (1996), we consider markets to be unified if the absolute value of the difference between the black market and official market exchange rates is less than 3 per cent for at least twelve months. We identify only one such period in Iran and India, three in Indonesia and Thailand, and two in Korea. None are found in the case of Pakistan.

Country	% Premium In Periods With Unified Markets		
IRAN	0.82 (1974M1-1976M8)		
INDIA	0.86 (1994M4-1995M6)		
INDONESIA	0.98 (1979M3-1980M10)	1.05 (1989M6-1991M1)	0.2 (1993M12-1997M6)
KOREA	0.7 (1989M7-1990M7)	0.81 (1994M6-1997 M9)	
PAKISTAN	N/A		
THAILAND	1.4 (1987M5-1988M9)	0.9 (1991M4-1992M7)	0.6 (1994M1-1997M4)

Table 3

We then apply panel unit root tests to test for stationarity of the black market and official exchange rates. Taylor and Sarno (1998) propose a panel unit root test for the joint null hypothesis of nonstationarity. The test is based on the Johansen maximum likelihood method for multivariate cointegration, where the null hypothesis is that at least one of the series in the panel has a unit root, $H_0: \text{rank}(\Pi) < N$. The null is rejected if and only if all the series in the panel are stationary processes, i.e. $H_1: \text{rank}(\Pi) = N$, where the matrix Π denotes the long-run solution of the VAR system for N variables. This is equivalent to testing the null hypothesis that the smallest eigenvalue of Π , λ_{\min} , is non-zero, which is done using Johansen's likelihood ratio statistic (JLR),

$$JLR = -T \ln(1 - \lambda_{\min}) \quad (6)$$

Taylor and Sarno (1998) show that the *JLR* statistic has a limiting $\chi^2(1)$ distribution under the null hypothesis. The results of the JLR test are reported in Table 4, and confirm that both types of exchange rates are $I(1)$ processes, as usually found in the empirical literature.

Taylor and Sarno (1998)'s *JLR* Panel Unit Root Test

	<i>JLR</i> statistic
S_t	0.110556
S_t^*	0.123574

Table 4

Note: The 5% critical value is 3.9712 (Taylor and Sarno, 1998, Table 3).

Next, we test for cointegration between the two exchange rates³. Booth and Mustafa (1991) inter alia argue that the existence of cointegration is inconsistent with the efficient market hypothesis, which implies that past information on the exchange rate cannot be exploited to forecast future values: a feedback from one market to the other would constitute evidence of weak-form informational inefficiency in the black market. However, more recently it has been shown that market efficiency and cointegration are not incompatible (see, e.g., Lence and Falk, 2005).

McCoskey and Kao (1998)'s Panel Cointegration Test

Country	Leads/Lags	$AR(\rho)$	$Pr[Fa]$	Harris and Inder Cointegration Test
Iran	1	1	12.15	0.0787
India	2	1	10.39	0.1286
Indonesia	7	2	6.77	0.1506
Korea	8	2	15.58	0.2921
Pakistan	1	1	8.88	0.1313
Thailand	7	1	14.35	0.3689
McCoskey-Kao panel test (LM*)				0.56
CV-5%				1.64

Table 5

Note: (a) The critical values for the Harris and Inder cointegration test (for time series with 1 regressor) are: 1%=0.5497; 5%=0.3202 (Harris and Inder, 1994, Table 1). (b) The LM* test is one-sided with a critical value of 1.64 (i.e. LM*>1.64 implies rejection of the null hypothesis of cointegration).

(c) $Pr[Fa]$ is the probability value of an F_0 version of the Breusch-Godfrey test for 9th order autocorrelation. $AR(\rho)$ denotes the order of the autoregressive scheme employed in the model.

Table 5 reports two cointegration tests, specifically the McCoskey and Kao (1998) panel cointegration test, and the univariate cointegration tests due to Harris and Inder (1994), which is a time series version of it. Looking at the individual cointegration tests, we note that there is evidence of cointegration in all countries. The

³ Note that, in a high inflation country, if the two exchange rates are unrelated to each other but move proportionately to the differential between the domestic and foreign price level, they will depreciate at a similar pace, which could lead to spurious cointegration. We have addressed this issue by deflating the black market and official exchange rates by the relative price levels, and by performing cointegration tests on the real exchange rates. The results, which are available on request, were qualitatively similar to those reported in Table 3 and 4, suggesting that the cointegration we find between nominal rates is not spurious.

panel cointegration test also confirms that there exists a long-run relationship between the two exchange rates.

Table 6 presents DGLS estimates of the cointegrating vector. As can be seen, all the coefficients are statistically significant (at least at the 10% confidence level), with the exception of the intercept for Thailand. The extremely small coefficient on the β parameter for Iran might be seen as further confirmation that the Iranian exchange rate regime is different from the others.⁴

Portfolio-balance models are frequently used to provide an economic interpretation of the relationship between the two types of exchange rates (see, e.g., Dornbusch et al, 1983). They assert that asset market conditions determine the black market rate, and the current account affects it through the stock of black-market foreign currency. Consequently, there is a proportional equilibrium relationship between the two rates (with the black-market rate depreciating at same rate as the official rate in the long run), which implies that the long-run parameter β should be equal to unity, resulting in a constant black-market premium. Consider, for instance, the case of an anticipated devaluation of the official rate. In the short run, the black market rate overshoots, as demand for black foreign currency increases but the supply of foreign currency is fixed, i.e. the premium rises as a result of an anticipated devaluation; however, the higher premium gradually leads to a current account surplus and an excess supply of foreign currency (since flow supply increases whilst flow demand decreases owing to a higher premium). This triggers off a decline in the premium, which gradually reverts to its long-run value, implying that in the long run the change in the black market rate is proportional to that in the official rate. In the Dornbusch et al, 1983 model, portfolio preferences are assumed to be constant. However, it is conceivable that they might shift, which would widen the premium. In such a case, the cointegrating coefficient would change over time and become different from the unity value implied by standard portfolio-balance models. To investigate this issue, we test the proportionality restriction by means of a Wald test (see Table 6).

DGLS Estimates (Equation 1)

Country	α	β	$\beta=1$ [$\chi^2(1)$]
Iran	13.29 [1.13]	0.02 [2.06]	20.50
India	0.312 [7.54]	0.93 [65.7]	19.45
Indonesia	-0.30 [-1.74]	1.01 [40.57]	0.85
Korea	1.16 [2.12]	0.83 [9.84]	4.19
Pakistan	0.463 [3.62]	0.89 [20.28]	6.91
Thailand	-0.120 [-0.87]	1.03 [23.37]	0.76

⁴ Two types of regimes are likely to characterise the countries analysed in this paper. In the first, widespread controls on a broad range of transactions may force many current account as well as capital account transactions onto the black market; then leakages between the markets (for example, as agents take foreign exchange acquired in the official market and resell it in the black market) might result in relatively strong linkages between the official and black market exchange rates. In the second (e.g., Iran), the official exchange rate is fixed and allowed to become so overvalued that few transactions take place at that rate, with most of the transactions taking place illicitly at the black market rate; in this situation, the official exchange rate might have a smaller influence on the black market rate.

PLR	52.66
CV-1%	16.81
CV-5%	12.59

Table 6

Note: Numbers in parentheses below the regression coefficients are t-values. $\chi^2(1)$ is the Wald test for the proportionality restriction, $H_0:\beta=1$ (5% CV=3.84). PLR is the corresponding panel likelihood ratio statistic that follows a $\chi^2(v)$ distribution with $N(=6)$ d.f.

As in Cerrato and Sarantis (2003), we also extend this test to a panel context. The null hypothesis of a valid restriction is accepted in the case of Thailand and Indonesia, whilst it is strongly rejected in all the other cases. The panel test confirms that the proportionality restriction cannot be accepted for the panel under investigation. This could be the result of shifts in portfolio preferences, or perhaps of the imposition of foreign exchange and/or capital controls. By contrast, Bahmani-Oskooee et al (2002) report in their study that in the long run full adjustment takes place. However, these authors base their claim simply on point estimates (close to one) of the long-run slope coefficient, and unlike us do not carry out any statistical tests of the relevant restriction.⁵ On the basis of these findings, we can conclude that black market and official exchange rates are linked in the long run, though the empirical evidence seems also to suggest that the black-market premium is unlikely to disappear even in the long run.

Finally, we investigate the short-run dynamic adjustment between the two types of exchange rates. Figures 1-6 show impulse responses to a unit standard deviation shock to either exchange rate. The empirical results appear to confirm the positive significant impact of the official exchange rate on the black market exchange rate. Furthermore, they are consistent with the sign of the β -coefficient estimated by DGLS.

We also examine the response of each exchange rate to shocks to the same market. These show that both the official and the black market exchange rates are highly persistent processes⁶. However, in general, the speed of response to a unit standard deviation shock seems to be higher for the black market exchange rate compared to the official one.

On the whole, we observe the short-run overshooting predicted by portfolio-balance models. However, we also find that, even after forty months, the effects of shocks have not died away, which is inconsistent with the long-run full adjustment implied by this class of models.⁷ It would appear, therefore, that the long-run black-market premium is not constant, or, at least, that deviations from the long-run equilibrium are long-lived, with long memory characterising these processes (see Granger and Joyeux, 1980).

⁵ Some single-country studies test formally the long-run proportionality restriction, and cannot reject it (see, e.g., Kouretas and Zarangas, 2001).

⁶ We tested for stationarity of the individual exchange rates and found that, with the exception of Korea, they were all non-stationary. This might explain their persistence which is shown by the impulse responses.

⁷ This result is in line with Cerrato and Sarantis (2004), who report point estimates of half-lives deviations of the exchange rate from PPP ranging, for some of these countries, between 0.22 years and infinity, while the upper bounds of the confidence intervals were in all cases infinite.

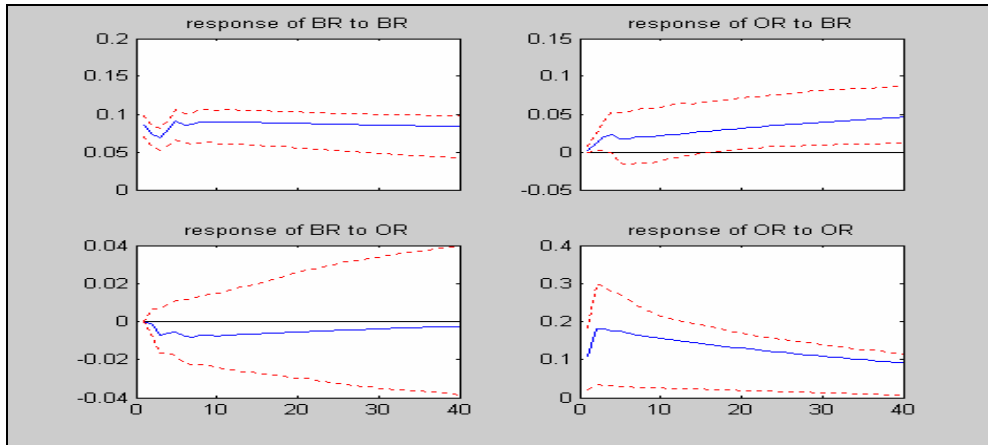


Figure 1: Iran; BR and OR are respectively black market and official market exchange rates.

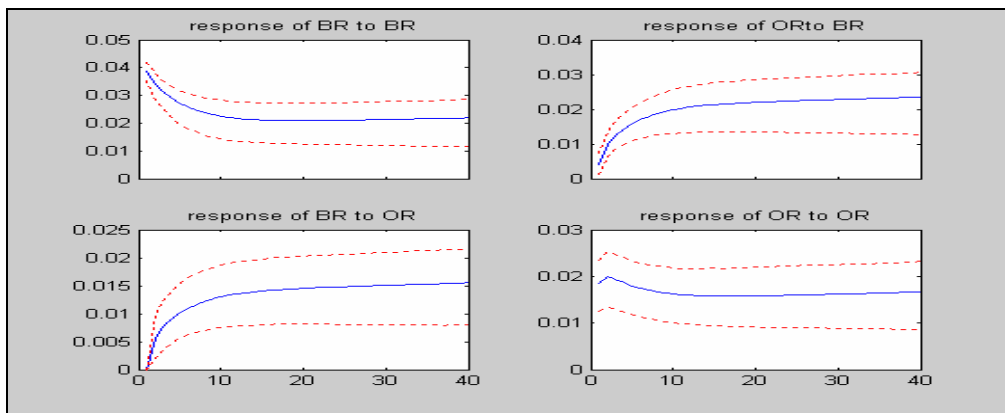


Figure 2: India; BR and OR are respectively black market and official market exchange rates.

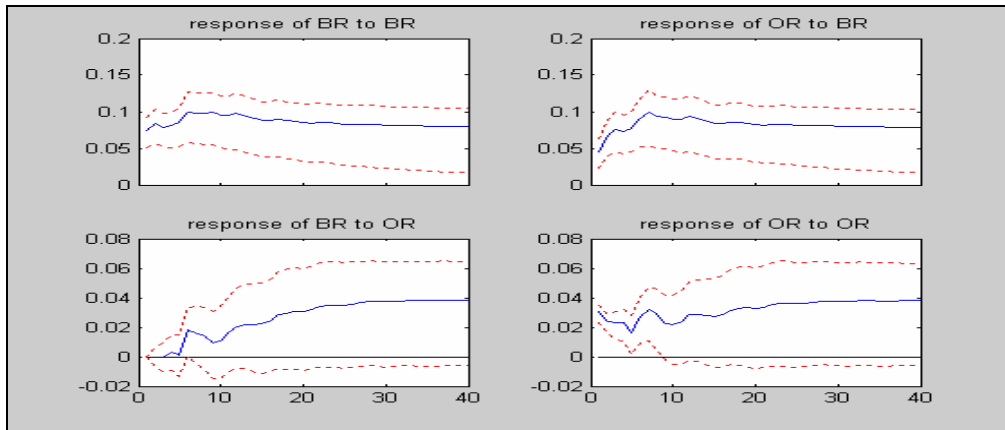


Figure 3: Indonesia; BR and OR are respectively black market and official market exchange rates.

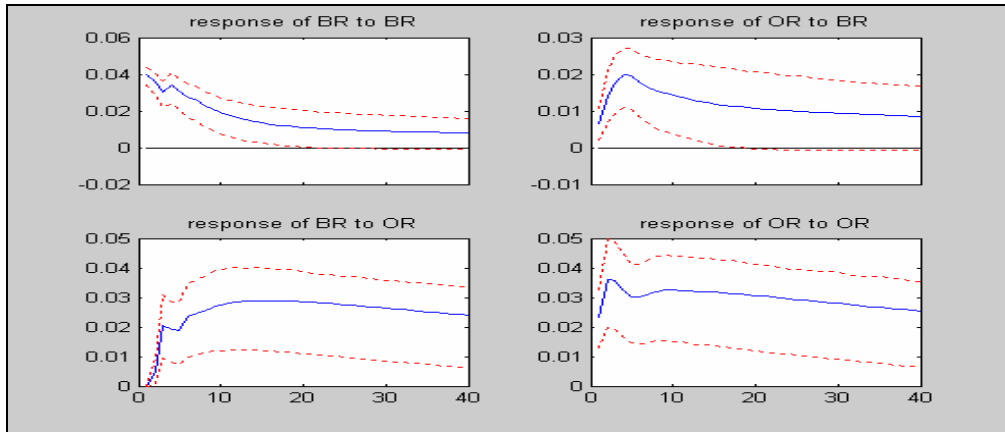


Figure 4: Korea; BR and OR are respectively black market and official market exchange rates.

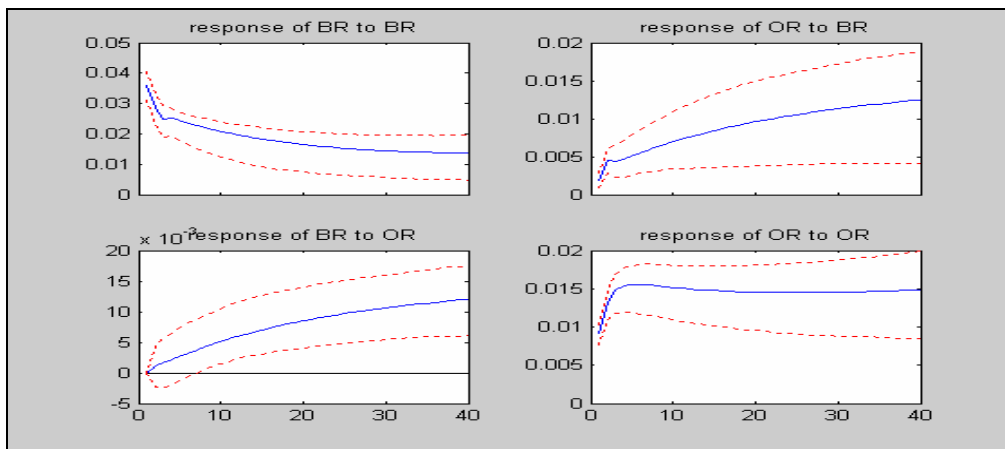


Figure 5: Pakistan; BR and OR are respectively black market and official market exchange rates.

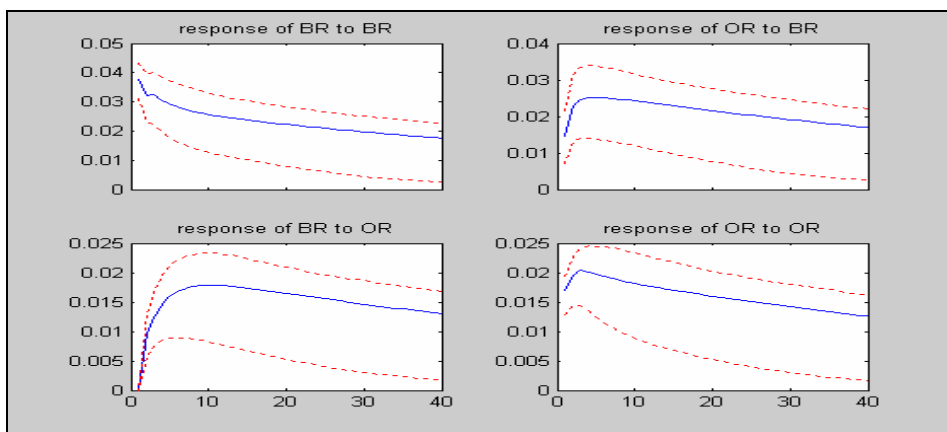


Figure 6: Thailand; BR and OR are respectively black market and official market exchange rates.

4. Inflation, Capital Controls, Expected Currency Devaluation and the Black Market Premium

The analysis of the previous section has shown that, although official and black market exchange rates are cointegrated, the proportionality restriction implied by the

Dornbusch et al, 1983 model is unlikely to hold. In this section we try to shed further light on this issue and to identify some reasons why this might be the case.

Following Ghei and Kamin (1996), we calculate some simple ratios of black market to official real exchange rate over different periods (i.e. with unified and not unified markets). The equilibrium real exchange rate (RER) is defined as the real official exchange rate averaged over the entire sample. We first compare the ratio of the black market exchange rate to RER over the full sample. The mean, reported at the bottom of Table 7, suggests that the black market exchange rate appreciated more than the official one over that period. This might account for the existence of a significant premium, in line with results presented in Table 1. However, this sample includes both periods when capital controls were in place and periods when they were not. Next, we focus only on periods of unified markets (i.e. when capital controls were not in place). In this case, the black market rate is found to be much closer to the long-run equilibrium exchange rate, and the market premium is now very small. Therefore, it appears that the market premium can change over time owing to factors such as the imposition of capital controls.

Table 7: Main Ratios Indicators

Country/Ratios	eb/e	eb/eu
IRAN	3.6	1.02
INDIA	1.13	1
INDONESIA	1.06	1
KOREA	1.04	1
PAKISTAN	1.13	N/A
THAILAND	1	1
Mean	1.493333	1.004

Note: eb is the black market real exchange rate for the entire period.

e is the official real exchange rate for the entire period.

eu is the official real exchange rate during periods of unified markets.

These findings might be useful to interpret the panel results on the proportionality restriction reported in the previous section: they highlight the importance of capital controls in explaining the risk premium and the appreciation of black market exchange rates relative to their long-run equilibrium level.

We also examine other factors that might affect the premium and lead to a breakdown in the proportionality relationship implied by the model due to Dornbusch et al (1983). Specifically, we model the risk premium (P) as a function of inflation (I), expected devaluation (E), and dummy variables to account for capital controls (D). As a measure of expected depreciation we use the 10-year bond yield differential between the domestic country and the US. The inflation rate is constructed using the consumer price index (CPI), and a capital controls dummy variable, which takes the value of one when markets are not unified and zero otherwise, is also included. These additional data are taken from the IMF's International Financial Statistics. The adopted model specification allows for k lags (up to eleven) of inflation and/or expected depreciation, but we only report estimates (and standard errors) for the last selected lag in the regression, as in the following equation:

$$P_t = a_0 + a_1 I_t + a_2 E_t + a_3 I_{t-k} + a_4 E_{t-k} + a_5 D_t + u_t \quad (7)$$

Table 8 presents the results.⁸

Table 8: Regression Estimates

	a_0	a_1	a_2	a_3	a_4	a_5	Adj.R-squared
India	12.88*	0.12	0.83*	-0.12*	1.12*	1.4	0.4
	[1.30]	[0.9]	[0.519]	[0.04]	[0.49]	[1.30]	
Korea	0.24	0.33	0.25	-0.11*	0.3*	2.68*	0.3
	[0.30]	[1.1]	[0.6]	[0.07]	[0.09]	[0.87]	
Thailand	1.05*	0.5	-0.22*	0.05*	1.1*	-1.29*	0.35
	[0.025]	[0.87]	[0.08]	[0.025]	[0.7]	[0.39]	

Note: numbers in parentheses are standard errors.

The asterisk indicates that variable is significant at the 10% level

It can be seen that the lags of inflation and expected devaluation are all significant, with the latter having the correct sign (i.e. positive, indicating that an expected devaluation increases the premium). A rise in inflation is found to lower the premium in the case of India and Korea, whilst the opposite is true in the case of Thailand. The dummy variable is significant only for Korea and Thailand, and with the expected sign only in the latter case.

5. Conclusions

This paper provides further empirical evidence on the relationship between black market and official exchange rates in six emerging economies (Iran, India, Indonesia, Korea, Pakistan, and Thailand). First, it applies both time series techniques and heterogeneous panel methods to test for the existence of a long-run relation between these two types of exchange rates. Second, it tests formally the validity of the proportionality restriction implying a constant black-market premium (unlike other studies, such as Bahmani-Oskooee et al, 2002, only reporting point estimates). Third, in addition to the long-run equilibrium, it also analyses the short-run dynamic responses of both markets to shocks. Finally, it investigates the determinant of the market premium. Our empirical analysis suggests that black market and official rates are linked in the long run. However, unlike other authors (e.g., Kouretas and Zarangas, 2001), we also find that the proportionality restriction, which is an essential feature of portfolio-balance models (see Dornbusch et al, 1983), is rejected, indicating that the adjustment towards equilibrium in response to short-run shocks is incomplete. Partial reversion to the long-run equilibrium (or possibly the presence of long-

⁸ Owing to limited availability of data on bond yields we estimate this regression for fewer countries and over a shorter sample, specifically for India (1973M10-1990M12), Korea (1973M5-1988M12), and Thailand (1979M12-1988M12).

memory features) is confirmed by the short-run analysis, showing that the initial overshooting does not totally fade away. Further, as in Ghei and Kamin (1996), capital controls and expected currency devaluation are found to have a positive impact on the size of the premium, whilst there is weaker evidence of an impact of inflation. Therefore, it appears that the first two factors might be responsible for the breakdown in the proportionality relationship implied by portfolio-balance models such as the one of Dornbusch et al (1983).

These results have important implication for both fund managers and policy-makers. The existence of international arbitrage opportunities suggests that the former can reduce exchange rate risk knowing that fluctuations in the black market rate signal corresponding adjustments in the official rate. However, the exchange rate risk cannot be eliminated altogether, as full adjustment does not take place (or is extremely slow), and a widening gap between the two exchange rates is only partially closed (at least over a relevant investment horizon). Permanent (or long-lived) deviations from equilibrium also imply that monetary authorities can effectively pursue their policy objectives by imposing foreign exchange or direct controls (see Kiguel and O'Connell, 1995), not having to adjust the official rate to the market-determined parallel one in order to close the gap between the two (at least for a considerable time) – a crucial policy implication. This is in stark contrast to the study of Bahmani-Oskooee et al (2002), where proportionality is found though not formally tested.

References

- Bahmani-Oskooee, M., Miteza, I. and Nasir, A.B.M. (2002), "The long-run relation between black market and official exchange rates: evidence from panel cointegration", *Economics Letters*, 76, 397-404.
- Booth, G.G. and C. Mustafa (1991), "Long-run dynamics of black and official exchange rates", *Journal of International Money and Finance*, 10, 392-405.
- Cerrato, M., and N. Sarantis (2004), "The Purchasing Power Parity persistence puzzle: evidence from black market real exchange rates", D.P. no.04-02, Centre for International Capital Markets, London Metropolitan University.
- Cerrato, M., and N. Sarantis (2003), "Does the Purchasing Power Parity hold in emerging markets? Evidence from a panel of black market exchange rates", D.P. no. 03-04, Centre for International Capital Markets, London Metropolitan University.
- Dornbusch, R., Dantas, D.V., Pechman, C., Rocha, R.R. and D. Simoes (1983), "The black market for dollars in Brazil", *Quarterly Journal of Economics*, 98, 25-40.
- Ghei, N. and S.B. Kamin (1996), "The Use of Parallel Market Rate As a Guide to Setting The Official Exchange Rate", *Board of Governors of the Federal Reserve System, International Finance Discussion Papers*, No. 564.
- Granger, C.W.J. and R. Joyeux (1980), "An introduction to long memory time series models and fractional differencing", *Journal of Time Series Analysis*, 1, 15-29.
- Harris, D. and B. Inder (1994), "A test of the null hypothesis of cointegration", in C.P. Hargreaves (ed.), *Nonstationary Time Series Analysis and Cointegration*, 133-152, Oxford University Press, Oxford.
- Kiguel, M.A. and O'Connell, S.A. (1995), "Parallel exchange rates in developing countries", *The World Bank Research Observer*, 10, 21-52.
- Kilian, L. (1999), "Exchange rates and monetary Fundamentals: what do we learn from long-horizon regressions?", *Journal of Applied Econometrics*, 14, 5, 1999, 491-510.
- Kouretas, G. and L.P. Zarangas (2001), "Black and official exchange rates in Greece: an analysis of their long-run dynamics", *Journal of Multinational Financial Management*, 11, 295-314.
- Lence, S. and B. Falk (2005), "Cointegration, market integration and market efficiency", *Journal of International Money and Finance*, 24, 873-890.
- Li, H. and G.S. Maddala (1997), "Bootstrapping Cointegrating Regressions", *Journal of Econometrics*, 80, 297-318.
- McCoskey, S., and Kao, C. (1998), "A residual-based test of the null of cointegration in panel data", *Econometric Reviews*, 17, 57-84.
- Newey, W.K. and K.D. West (1994), "Automatic lag selection in covariance matrix estimation", *Review of Economic Studies*, 61, 4, 631-653.
- Stock, J.H. and M.W. Watson (1993), "A simple estimator of cointegrating vectors in higher-order integrated systems", *Econometrica*, 61, 783-820.
- Taylor, M.P and Sarno, L. (1998), "The behaviour of real exchange rates during the post Bretton Woods period", *Journal of International Economics*, 46, 281-312.

CESifo Working Paper Series

(for full list see www.cesifo-group.de)

- 1788 George Kapetanios, M. Hashem Pesaran and Takashi Yamagata, Panels with Nonstationary Multifactor Error Structures, August 2006
- 1789 Torben M. Andersen, Increasing Longevity and Social Security Reforms, August 2006
- 1790 John Whalley, Recent Regional Agreements: Why so many, why so much Variance in Form, why Coming so fast, and where are they Headed?, August 2006
- 1791 Sebastian G. Kessing and Kai A. Konrad, Time Consistency and Bureaucratic Budget Competition, August 2006
- 1792 Bertil Holmlund, Qian Liu and Oskar Nordström Skans, Mind the Gap? Estimating the Effects of Postponing Higher Education, August 2006
- 1793 Peter Birch Sørensen, Can Capital Income Taxes Survive? And Should They?, August 2006
- 1794 Michael Kosfeld, Akira Okada and Arno Riedl, Institution Formation in Public Goods Games, September 2006
- 1795 Marcel Gérard, Reforming the Taxation of Multijurisdictional Enterprises in Europe, a Tentative Appraisal, September 2006
- 1796 Louis Eeckhoudt, Béatrice Rey and Harris Schlesinger, A Good Sign for Multivariate Risk Taking, September 2006
- 1797 Dominique M. Gross and Nicolas Schmitt, Why do Low- and High-Skill Workers Migrate? Flow Evidence from France, September 2006
- 1798 Dan Bernhardt, Stefan Krassa and Mattias Polborn, Political Polarization and the Electoral Effects of Media Bias, September 2006
- 1799 Pierre Pestieau and Motohiro Sato, Estate Taxation with Both Accidental and Planned Bequests, September 2006
- 1800 Øystein Foros and Hans Jarle Kind, Do Slotting Allowances Harm Retail Competition?, September 2006
- 1801 Tobias Lindhe and Jan Södersten, The Equity Trap, the Cost of Capital and the Firm's Growth Path, September 2006
- 1802 Wolfgang Buchholz, Richard Cornes and Wolfgang Peters, Existence, Uniqueness and Some Comparative Statics for Ratio- and Lindahl Equilibria: New Wine in Old Bottles, September 2006

- 1803 Jan Schnellenbach, Lars P. Feld and Christoph Schaltegger, The Impact of Referendums on the Centralisation of Public Goods Provision: A Political Economy Approach, September 2006
- 1804 David-Jan Jansen and Jakob de Haan, Does ECB Communication Help in Predicting its Interest Rate Decisions?, September 2006
- 1805 Jerome L. Stein, United States Current Account Deficits: A Stochastic Optimal Control Analysis, September 2006
- 1806 Friedrich Schneider, Shadow Economies and Corruption all over the World: What do we really Know?, September 2006
- 1807 Joerg Lingens and Klaus Waelde, Pareto-Improving Unemployment Policies, September 2006
- 1808 Axel Dreher, Jan-Egbert Sturm and James Raymond Vreeland, Does Membership on the UN Security Council Influence IMF Decisions? Evidence from Panel Data, September 2006
- 1809 Prabir De, Regional Trade in Northeast Asia: Why do Trade Costs Matter?, September 2006
- 1810 Antonis Adam and Thomas Moutos, A Politico-Economic Analysis of Minimum Wages and Wage Subsidies, September 2006
- 1811 Guglielmo Maria Caporale and Christoph Hanck, Cointegration Tests of PPP: Do they also Exhibit Erratic Behaviour?, September 2006
- 1812 Robert S. Chirinko and Hisham Foad, Noise vs. News in Equity Returns, September 2006
- 1813 Oliver Huelsewig, Eric Mayer and Timo Wollmershaeuser, Bank Behavior and the Cost Channel of Monetary Transmission, September 2006
- 1814 Michael S. Michael, Are Migration Policies that Induce Skilled (Unskilled) Migration Beneficial (Harmful) for the Host Country?, September 2006
- 1815 Eytan Sheshinski, Optimum Commodity Taxation in Pooling Equilibria, October 2006
- 1816 Gottfried Haber and Reinhard Neck, Sustainability of Austrian Public Debt: A Political Economy Perspective, October 2006
- 1817 Thiess Buettner, Michael Overesch, Ulrich Schreiber and Georg Wamser, The Impact of Thin-Capitalization Rules on Multinationals' Financing and Investment Decisions, October 2006
- 1818 Eric O'N. Fisher and Sharon L. May, Relativity in Trade Theory: Towards a Solution to the Mystery of Missing Trade, October 2006

- 1819 Junichi Minagawa and Thorsten Upmann, Labor Supply and the Demand for Child Care: An Intertemporal Approach, October 2006
- 1820 Jan K. Brueckner and Raquel Girvin, Airport Noise Regulation, Airline Service Quality, and Social Welfare, October 2006
- 1821 Sijbren Cossen, Alcohol Taxation and Regulation in the European Union, October 2006
- 1822 Frederick van der Ploeg, Sustainable Social Spending in a Greying Economy with Stagnant Public Services: Baumol's Cost Disease Revisited, October 2006
- 1823 Steven Brakman, Harry Garretsen and Charles van Marrewijk, Cross-Border Mergers & Acquisitions: The Facts as a Guide for International Economics, October 2006
- 1824 J. Atsu Amegashie, A Psychological Game with Interdependent Preference Types, October 2006
- 1825 Kurt R. Brekke, Ingrid Koenigbauer and Odd Rune Straume, Reference Pricing of Pharmaceuticals, October 2006
- 1826 Sean Holly, M. Hashem Pesaran and Takashi Yamagata, A Spatio-Temporal Model of House Prices in the US, October 2006
- 1827 Margarita Katsimi and Thomas Moutos, Inequality and the US Import Demand Function, October 2006
- 1828 Eytan Sheshinski, Longevity and Aggregate Savings, October 2006
- 1829 Momi Dahan and Udi Nisan, Low Take-up Rates: The Role of Information, October 2006
- 1830 Dieter Urban, Multilateral Investment Agreement in a Political Equilibrium, October 2006
- 1831 Jan Bouckaert and Hans Degryse, Opt In Versus Opt Out: A Free-Entry Analysis of Privacy Policies, October 2006
- 1832 Wolfram F. Richter, Taxing Human Capital Efficiently: The Double Dividend of Taxing Non-qualified Labour more Heavily than Qualified Labour, October 2006
- 1833 Alberto Chong and Mark Gradstein, Who's Afraid of Foreign Aid? The Donors' Perspective, October 2006
- 1834 Dirk Schindler, Optimal Income Taxation with a Risky Asset – The Triple Income Tax, October 2006
- 1835 Andy Snell and Jonathan P. Thomas, Labour Contracts, Equal Treatment and Wage-Unemployment Dynamics, October 2006

- 1836 Peter Backé and Cezary Wójcik, Catching-up and Credit Booms in Central and Eastern European EU Member States and Acceding Countries: An Interpretation within the New Neoclassical Synthesis Framework, October 2006
- 1837 Lars P. Feld, Justina A.V. Fischer and Gebhard Kirchgaessner, The Effect of Direct Democracy on Income Redistribution: Evidence for Switzerland, October 2006
- 1838 Michael Rauscher, Voluntary Emission Reductions, Social Rewards, and Environmental Policy, November 2006
- 1839 Vincent Vicard, Trade, Conflicts, and Political Integration: the Regional Interplays, November 2006
- 1840 Erkki Koskela and Mikko Puhakka, Stability and Dynamics in an Overlapping Generations Economy under Flexible Wage Negotiation and Capital Accumulation, November 2006
- 1841 Thiess Buettner, Michael Overesch, Ulrich Schreiber and Georg Wamser, Taxation and Capital Structure Choice – Evidence from a Panel of German Multinationals, November 2006
- 1842 Guglielmo Maria Caporale and Alexandros Kontonikas, The Euro and Inflation Uncertainty in the European Monetary Union, November 2006
- 1843 Jan K. Brueckner and Ann G. Largey, Social Interaction and Urban Sprawl, November 2006
- 1844 Eytan Sheshinski, Differentiated Annuities in a Pooling Equilibrium, November 2006
- 1845 Marc Suhrcke and Dieter Urban, Are Cardiovascular Diseases Bad for Economic Growth?, November 2006
- 1846 Sam Bucovetsky and Andreas Haufler, Preferential Tax Regimes with Asymmetric Countries, November 2006
- 1847 Luca Anderlini, Leonardo Felli and Andrew Postlewaite, Should Courts always Enforce what Contracting Parties Write?, November 2006
- 1848 Katharina Sailer, Searching the eBay Marketplace, November 2006
- 1849 Paul De Grauwe and Pablo Rovira Kaltwasser, A Behavioral Finance Model of the Exchange Rate with Many Forecasting Rules, November 2006
- 1850 Doina Maria Radulescu and Michael Stimmelmayer, ACE vs. CBIT: Which is Better for Investment and Welfare?, November 2006
- 1851 Guglielmo Maria Caporale and Mario Cerrato, Black Market and Official Exchange Rates: Long-Run Equilibrium and Short-Run Dynamics, November 2006