

Hettler, Maximilian; Graf-Vlachy, Lorenz

Article — Published Version

Corporate scope 3 carbon emission reporting as an enabler of supply chain decarbonization: A systematic review and comprehensive research agenda

Business Strategy and the Environment

Provided in Cooperation with:

John Wiley & Sons

Suggested Citation: Hettler, Maximilian; Graf-Vlachy, Lorenz (2023) : Corporate scope 3 carbon emission reporting as an enabler of supply chain decarbonization: A systematic review and comprehensive research agenda, Business Strategy and the Environment, ISSN 1099-0836, Wiley, Hoboken, NJ, Vol. 33, Iss. 2, pp. 263-282, <https://doi.org/10.1002/bse.3486>

This Version is available at:

<https://hdl.handle.net/10419/293968>

Standard-Nutzungsbedingungen:

Die Dokumente auf EconStor dürfen zu eigenen wissenschaftlichen Zwecken und zum Privatgebrauch gespeichert und kopiert werden.

Sie dürfen die Dokumente nicht für öffentliche oder kommerzielle Zwecke vervielfältigen, öffentlich ausstellen, öffentlich zugänglich machen, vertreiben oder anderweitig nutzen.

Sofern die Verfasser die Dokumente unter Open-Content-Lizenzen (insbesondere CC-Lizenzen) zur Verfügung gestellt haben sollten, gelten abweichend von diesen Nutzungsbedingungen die in der dort genannten Lizenz gewährten Nutzungsrechte.

Terms of use:

Documents in EconStor may be saved and copied for your personal and scholarly purposes.

You are not to copy documents for public or commercial purposes, to exhibit the documents publicly, to make them publicly available on the internet, or to distribute or otherwise use the documents in public.

If the documents have been made available under an Open Content Licence (especially Creative Commons Licences), you may exercise further usage rights as specified in the indicated licence.



<http://creativecommons.org/licenses/by/4.0/>

RESEARCH ARTICLE

Corporate scope 3 carbon emission reporting as an enabler of supply chain decarbonization: A systematic review and comprehensive research agenda

Maximilian Hettler¹  | Lorenz Graf-Vlachy^{1,2}

¹Department of Business and Economics, Chair of Strategic Management and Leadership, TU Dortmund University, Dortmund, Germany

²ESCP Business School, Paris, France

Correspondence

Maximilian Hettler, Department of Business and Economics, Chair of Strategic Management and Leadership, TU Dortmund University, Otto-Hahn-Straße 4, 44227, Dortmund, Germany.

Email: maximilian.hettler@tu-dortmund.de

Funding information

Metalshub GmbH

[Correction added on 29 June 2023, after first online publication: The second affiliation for the second author has been corrected in this version.]

Abstract

Firms worldwide are currently investigating ways to decarbonize global supply chains. Corporate scope 3 carbon emission reporting is a critical first step but is not yet a common activity for most firms. The current literature on corporate scope 3 reporting is highly fragmented and does not offer a comprehensive overview, and findings from scopes 1 and 2 emission reporting are often not readily transferrable. Therefore, we conduct a systematic literature review, develop an encompassing research framework, and generate a comprehensive research agenda. Our results identify several patterns in the literature, such as the widespread use of the Carbon Disclosure Project as a data source, a broad agreement on poor comprehensiveness of scope 3 reports, and an overall low amount of empirical research. We contribute a holistic overview of the complex issue of scope 3 reporting and develop numerous promising research avenues.

KEYWORDS

carbon disclosure, carbon performance, corporate carbon emission reporting, scope 3 emissions, supply chain emissions

1 | INTRODUCTION

Society and corporations worldwide are dealing with the effects of climate change. To comply with the Paris Agreement's goal of limiting temperature increase to 1.5°C, companies are investigating ways to reduce their impact. A critical first step is to measure and report the impact a company has on climate change (Lee, 2012; Weinhofer & Hoffmann, 2010). For this purpose, the *World Business Council for Sustainable Development* and the *World Resources Institute* jointly founded the “Greenhouse Gas (GHG) Protocol”, which has become the largest

global standard for the assessment of corporate carbon emissions (Patchell, 2018).

A company's carbon emissions comprise three scopes which vary greatly in how complex they are to measure and report. The GHG Protocol defines scope 1 as “direct emissions from owned or controlled sources”, scope 2 as “indirect emissions from the generation of purchased energy consumed by the reporting company”, and scope 3 as “all other indirect emissions that occur in a company's value chain” (Callahan et al., 2011: p. 5). Scopes 1 and 2 emissions are relatively easier to measure and report as they lie mostly within the

Abbreviations: GHG, Greenhouse Gas; CDP, Carbon Disclosure Project; NGO, Non-Governmental Organization; FT50, Financial Times 50; CO₂, Carbon Dioxide; NGER, National Greenhouse and Energy Reporting; DEFRA, Department for Environment, Food & Rural Affairs; IPCC, Intergovernmental Panel on Climate Change; PCF, Product Carbon Footprint; CCF, Corporate Carbon Footprint.

This is an open access article under the terms of the [Creative Commons Attribution](https://creativecommons.org/licenses/by/4.0/) License, which permits use, distribution and reproduction in any medium, provided the original work is properly cited.

© 2023 The Authors. Business Strategy and The Environment published by ERP Environment and John Wiley & Sons Ltd.

operational sphere of a corporation. Scope 3 emissions are significantly more complex and harder to determine (Busch et al., 2022; Dahlmann & Rohrich, 2019; Downie & Stubbs, 2012). Consequently, the decarbonization of entire supply chains is a particularly complex challenge.

For the purpose of decarbonizing entire supply chains beyond the mere scope of individual corporations (i.e., scopes 1 and 2), firms need to develop targeted reduction actions with clear performance targets (Lewandowski, 2017). Transparency and accurate measurement of the carbon emissions that occur along supply chains (i.e., scope 3 emissions) are needed to develop such reduction actions (Dahlmann & Rohrich, 2019; Isil & Sebastianelli, 2020).

In practice, corporate scope 3 emission reporting is not yet a common reporting activity for most firms (Dahlmann & Rohrich, 2019), but it has gained attention over the last few years. A key reason is that it remains voluntary under all global regulatory frameworks even though, for many corporations, scope 3 carbon emissions make up 75% or more of their total carbon emission profile, primarily driven by the emissions generated by a firm's suppliers of purchased goods and services, and associated transportation (Blanco et al., 2016). Hence, firms that are not reporting scope 3 emissions may miss the bigger picture of their total carbon footprint and make poor decisions with respect to their decarbonization strategies (Dhanda et al., 2022; Weinhofer & Busch, 2013). Notably, however, the Carbon Disclosure Project (CDP), the largest global NGO promoting supply chain emission transparency, has seen a threefold increase in membership and suppliers disclosing information over the past 5 years (CDP, 2017, 2022; Matisoff et al., 2013).

The current literature on corporate scope 3 carbon emission reporting is highly fragmented and does not offer a comprehensive perspective. This is particularly problematic due to the above-described risk of missing the bigger picture for supply chain decarbonization. Previously, Hahn et al. (2015) and Velte et al. (2020) conducted literature reviews on general carbon disclosure and derived frameworks of theoretical perspectives, antecedents, consequences, and moderators of carbon reporting. However, they investigated only scope 1 and partially scope 2 emissions. Due to the complexity of scope 3 emission reporting (e.g., the need to engage external stakeholders), their findings from scopes 1 and 2 emissions might not readily transfer to scope 3 emissions. Consequently, there is an urgent need to review and integrate extant research specific to corporate scope 3 carbon emission reporting. Hence, we seek to answer two interrelated research questions: (1) *What is the current state of the academic literature on corporate scope 3 carbon emission reporting and how can the literature best be structured?* and (2) *What are promising areas for future research?*

The main goal of this article is thus to synthesize the current knowledge on corporate scope 3 carbon emission reporting and to outline a comprehensive research agenda. We first synthesize the existing literature specific to scope 3 emissions and iteratively develop a research framework for carbon emission reporting that comprises theoretical lenses, characteristics of emission reporting itself, as well as antecedents, consequences, and moderators of key relationships.

We then outline patterns and gaps in the existing literature and finally identify additional research avenues based on critical research needs and impactful academic work previously undertaken on scopes 1 and 2 emissions.

This approach enables us to make four critical contributions. First, we create a holistic research framework that comprehensively structures the research landscape on corporate carbon emission reporting. This level of comprehensiveness is unique in the literature. Second, we break down the complexity of corporate scope 3 carbon emission reporting and describe it using the aforementioned framework. This may ultimately advance researchers' and practitioners' understanding of how the decarbonization of global supply chains can be achieved. Third, we identify patterns in the research in this field. This allows us to understand which approaches are common and which are underutilized. Lastly, we provide a comprehensive agenda for future research. We identify promising avenues to be pursued based on particularly striking patterns, literature gaps, and specific needs for scope 3 emissions. Thereby, we enable other researchers to effectively advance our understanding of corporate scope 3 carbon emission reporting.

2 | METHOD

We followed established processes for a systematic literature review to ensure a comprehensive account of the literature (Rousseau et al., 2008; Webster & Watson, 2002). In line with previous reviews (Hahn et al., 2015; Schaedler et al., 2022), we combined two individual journal lists from the fields of business management and sustainability, respectively. This ensures that our journal selection properly takes into account the novelty and cross-functional nature of the topic of corporate carbon emission reporting and ensures that no relevant high-quality journal is left out. First, we included all FT50 journals to ensure that a broad selection of very high-quality business journals is included (Schaedler et al., 2022). Second, we added the 16 journals ranked B or better by the German Academic Association of Business Research's scientific committee for sustainable management in its JourQual 3 ranking—which broadly aligns with other formal journal rankings globally—to further ensure that all high-quality journals specialized in the field of sustainable management are included (Graf-Vlachy et al., 2020). Overall, to be particularly careful, we aimed to err on the side of including too many rather than too few journals. This process yielded a total of 65 journals (listed in Table A1 in the online appendix, section 1 of the supporting information).

To identify relevant articles published in the selected journals, we performed two separate keyword searches in the Web of Science database in August 2022. First, we searched for “scope 3” AND “emission*” to include all articles explicitly addressing the topic of scope 3 emissions without any further restrictions. This search process led to 91 articles. Second, we searched for “corporate” AND (“carbon” OR “CO2”) AND “emission” AND (“reporting” OR “disclosure”). This search process aimed to identify all relevant literature on corporate emission reporting in general, which may also be relevant for scope 3 emissions even if it only addresses scope 1 or scope 2. We explicitly

added the restrictions of “corporate” and “carbon” or “CO₂”. The term “corporate” restricted the search results to corporate reporting and avoids articles focused on specific processes or products (e.g., waste incineration or broiler feeds) unrelated to corporate reporting. The terms “carbon” or “CO₂” restricted search results to articles focused on carbon emissions relevant to climate change and avoided articles discussing wider environmental pollution from other emissions not contributing to climate change (e.g., wastewater disposal). The second search process led to 124 articles. Both search processes jointly led to a total of 205 unique articles.

We read all articles' abstracts and, if necessary, their full texts, and retained those articles that either explicitly address or entail aspects that could be transferred to scope 3 emission reporting. We removed articles if they focused on specific products, processes, or structures that are not relevant in the corporate context (e.g., articles focused on biomass CO₂ capture or inorganic salt as a sustainable catalyst system for CO₂ utilization). Consequently, we removed 54 of the 205 articles, leaving us with a list of 151 peer-reviewed articles. Subsequently, we systematically coded each article regarding the characteristics of carbon emission reporting itself, the applied theoretical lenses as well as the discussed antecedents, consequences, and moderators of corporate scope 3 carbon emission reporting, following the

basic logic of prior literature reviews in the field (Hahn et al., 2015; Velte et al., 2020). In our coding, we differentiated between articles that explicitly address scope 3 emissions and those that addressed scopes 1 or 2 emission reporting. Figure 1 summarizes the distribution of the 205 identified articles along whether they explicitly address scope 3, do not explicitly address scope 3 but entail potentially transferrable aspects, or are not relevant. It shows that most articles (43%) do not explicitly address scope 3 emissions but include potentially transferrable aspects, 62 (30%) explicitly address scope 3 emissions, and 54 (26%) are not relevant to this work.

3 | DESCRIPTIVE OVERVIEW AND RESEARCH FRAMEWORK

3.1 | Descriptive overview of the literature

Figure 2 presents the number of articles per journal. It shows that the relevant literature is strongly concentrated in only a few journals. The top three journals are home to more than 75% of articles. Thus, the conversation around the topic of corporate carbon emission reporting appears to take place in a somewhat narrow set of outlets.

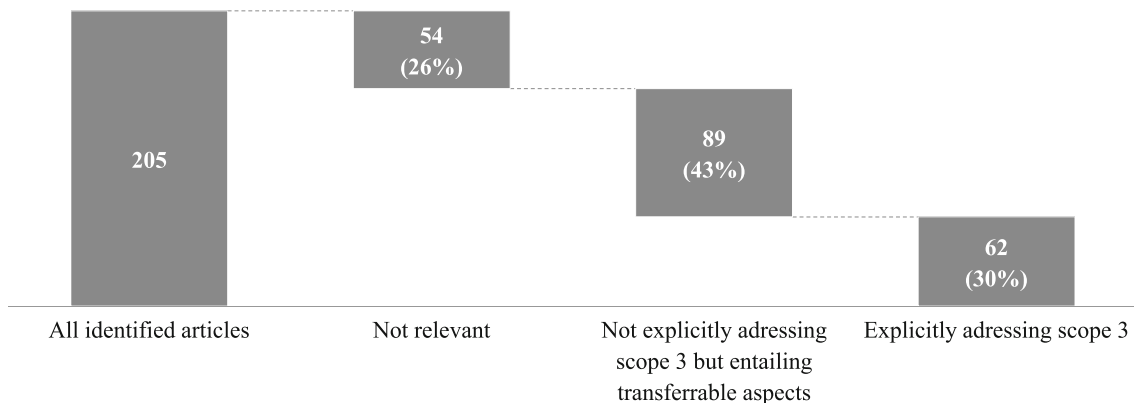


FIGURE 1 Distribution of identified articles along relevance for scope 3 reporting.

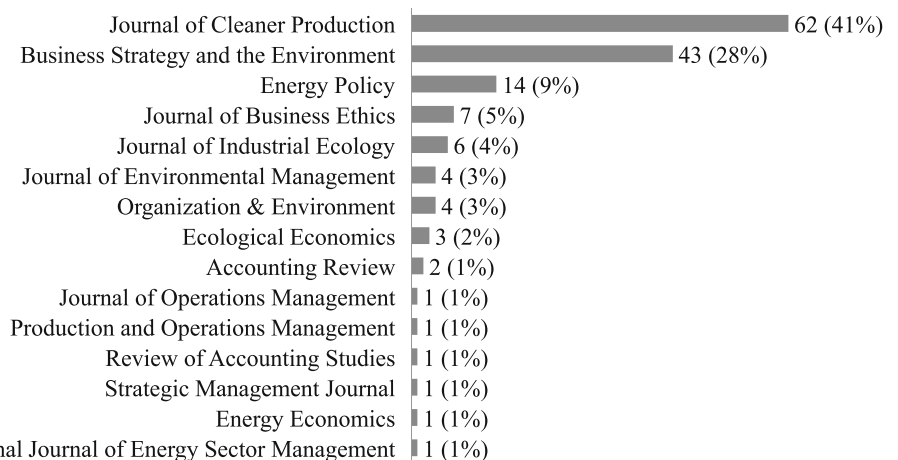


FIGURE 2 Distribution of identified articles along journals.

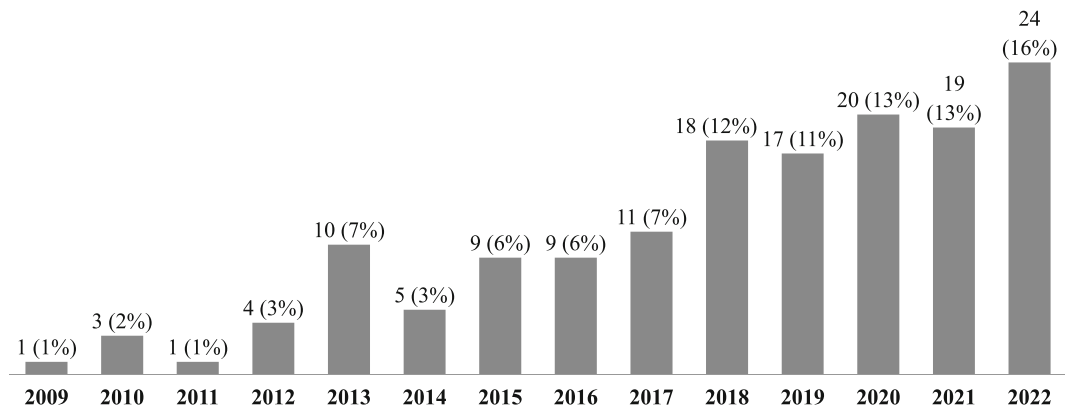


FIGURE 3 Distribution of identified articles over time.

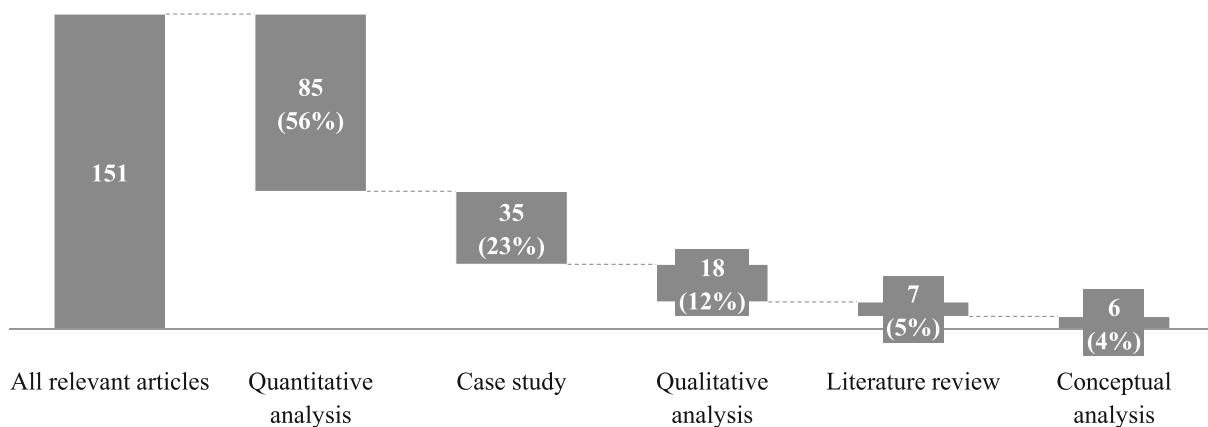


FIGURE 4 Research methodologies used in relevant literature.

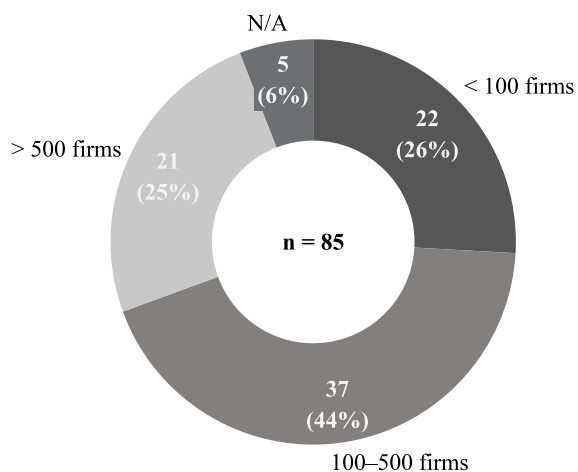


FIGURE 5 Sample sizes used in quantitative analyses.

Figure 3 illustrates the number of articles published per year and it shows that the topic is quite new. Almost all research (93%) on the topic has been conducted from 2013 onwards, and the vast majority of articles (65%) have been published in the past 5 years.

The research methods applied in the identified articles are highly heterogeneous. Figure 4 shows the number of articles by research method. Around half (56%) of the articles perform a quantitative analysis, 23% of the identified articles are based on a case study method, while 12% applied a different type of qualitative analysis. Only 5% of articles are literature reviews and 4% contain a conceptual analysis. This distribution is largely in line with the distribution found in a previous literature review on general carbon reporting by Hahn et al. (2015), except for the share of case studies, which is significantly higher in our sample.

Figures 5–7 provide further details on the identified quantitative analyses. First of all, it is important to note that ~80% of studies used panel data and ~20% used cross-sectional data. This indicates that developments over time are frequently incorporated in quantitative analyses. Figure 5 indicates that scholars work with samples of very different sizes, showing an almost equal distribution among less than 100, 100–500, and more than 500 firms.

Figure 6 further shows the share of data sources used. It underpins the importance of the CDP as the leading data source as almost half of the quantitative analyses (46%) used their database.

Figure 7 additionally outlines the share of different standards applied to generate the underlying data used in the quantitative

FIGURE 6 Data sources of quantitative analyses.

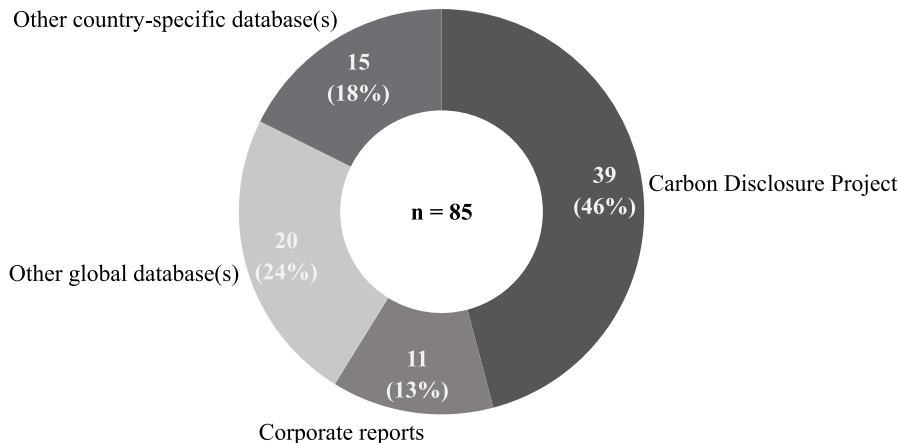
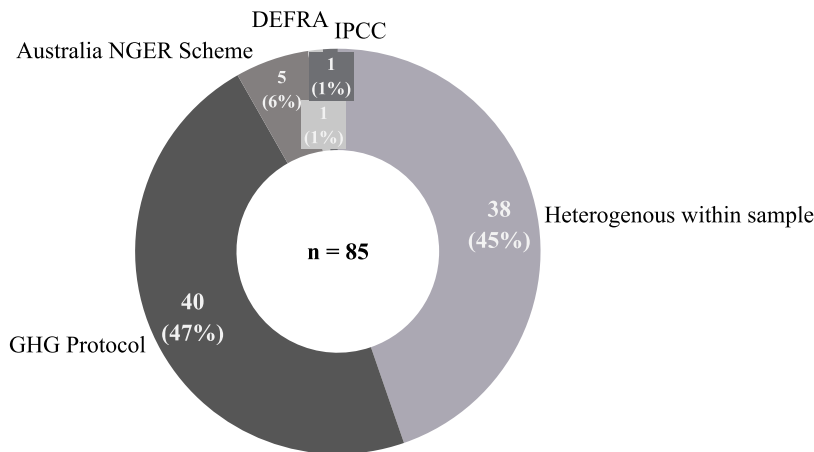


FIGURE 7 Standards used for emission data in quantitative analyses.



analyses. It shows that a high share of articles (45%) utilize data samples with varying calculation standards, which means that databases are used without ensuring that the same calculation standards are applied. Furthermore, it reinforces the importance of the GHG Protocol as the leading global standard, which is likely primarily driven by the fact that the CDP consistently applies the GHG Protocol as the standard of choice in their questionnaires.

Lastly, Figure 8 illustrates the different settings in which researchers conducted case studies. It shows that settings in universities, specific industries or sectors (e.g., cement production), and cities/states are dominant with more than 80% of case studies. In contrast, case studies of corporations, which would be the setting arguably most relevant to the corporate perspective of carbon emission reporting, are very rare (6%).

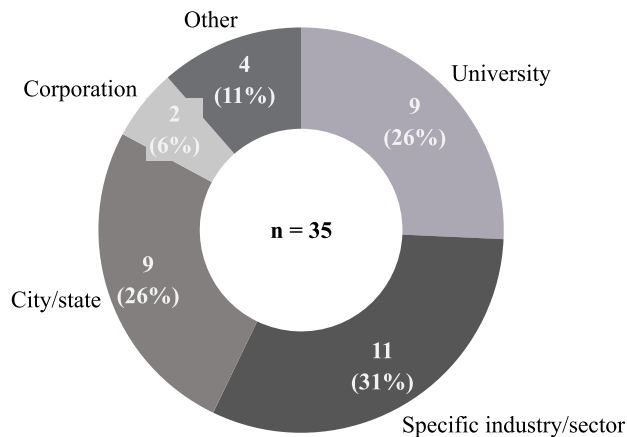


FIGURE 8 Setting of identified case studies.

3.2 | Framework of corporate carbon emission reporting research

During the process of our review, we iteratively structured the literature on corporate carbon emission reporting along a framework comprising the applied theoretical lenses, the characteristics of carbon emission reporting itself as well as its antecedents, consequences, and moderators. Figure 9 shows the final framework. A detailed description of the individual constituents of the figure can be found in the online appendix, section 2 of the supporting information.

4 | THE LITERATURE ON SCOPE 3 EMISSIONS

In the following chapter, we systematically lay out the results of the 62 articles that explicitly address scope 3 emissions along the structure of our research framework. The results of our analyses regarding theoretical lenses are provided in the online appendix, section 3 of the supporting information.

4.1 | Antecedents

4.1.1 | Regulation

Regulatory framework

As of today, corporate scope 3 carbon emission reporting is not mandated within any national or international regulatory frameworks.

Consequently, this type of corporate reporting is currently entirely voluntary (Blanco, 2021).

This voluntary nature hinders a widespread adoption of corporate scope 3 emission reporting in practice. For example, Patchell (2018) argued that as long as it is voluntary, firms will only report scope 3 emissions if they envision a tangible financial benefit. Tang and Demeritt (2018) found that regulatory pressure was the strongest factor for firms to perform carbon emission reporting according to the respective regulatory guidelines and explicitly suggest the hypothesis that if the regulatory framework included scope 3 emission reporting, firms would comply accordingly. In line with Patchell's findings, they add that perceived financial and/or reputational benefits are not sufficiently large to outweigh the efforts and potential disadvantages of disclosing scope 3 emissions. Hickmann (2017) seconds this by stating that firms need to receive a signal of upcoming regulatory changes in order to adopt novel carbon emission reporting and reduction practices.

Furthermore, low levels of experience with required corporate processes for scope 3 emission reporting make current policymaking ineffective. For example, Meng et al. (2017) argue that a feedback loop exists between corporate emission reporting and policymaking. Therefore, firms need to inform policymakers on their processes and experiences so that policymakers can take those into account when designing new regulation. Ozawa-Meida et al. (2013) and das Virgens et al. (2020) conducted case studies in which they both concluded that their specific insights from their case studies should be considered by policymakers to improve future regulation. Similarly, Klein-Banai and Theis (2013) analyzed 135 university emission reports and derived specific policy-related recommendations. Lai (2014)

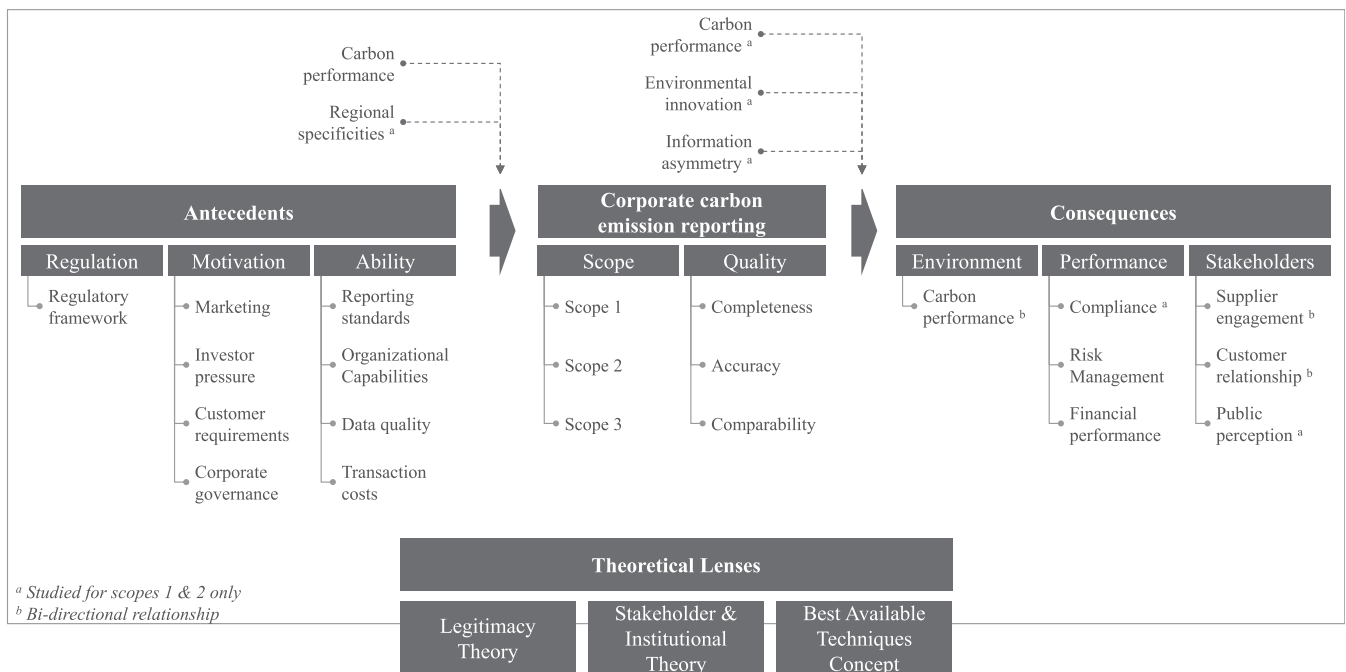


FIGURE 9 Research framework of corporate carbon emission reporting.

conducted a stakeholder survey in the building industry asking whether scopes 1, 2, or 3 carbon reporting should be mandatory. He found that the more experienced the stakeholders were with the topic, the higher the agreement to mandatory reporting was. However, their agreement was also higher for scopes 1 and 2 than for scope 3.

4.1.2 | Motivation

Marketing

Several studies found that corporate scope 3 carbon emission reporting is used as a marketing tool. For example, Tang and Demeritt (2018) demonstrate that perceived image benefits are a strong motivational factor for firms to voluntarily disclose carbon emission information. They add that it contributes to a public perception of professionalism and strong leadership. de Abreu et al. (2021) added nuance by suggesting that the expected image benefits from scope 3 reporting vary by region and sector.

However, not impairing a firm's image can also be an important reason *not* to use scope 3 reporting in marketing. For example, Linares-Rodríguez et al. (2022: p.1) argue that “companies are not willing to disclose information that sends a negative signal of their environmental actions to the stakeholders”. Consequently, a firm's carbon performance, that is, its carbon emissions over time and compared to its peers, has a moderating effect on using scope 3 reporting for marketing purposes.

Researchers further found that corporate scope 3 reporting is often used for greenwashing, that is, purposely spinning the disclosure of information so that it leads to a better perceived image or idea of a firm than the actual behavior of the firm would justify. For example, Blanco (2021) conducted an analysis of voluntary climate change disclosures of global firms and found that firms purposely disclose positive climate-related information while withholding negative information. Depoers et al. (2016) further suggest that managers adapt their strategy for voluntary carbon information disclosure based on the needs of the addressed stakeholder groups. They would interpret information with respect to the firm's image which, among other things, leads to firms disclosing different information in annual corporate reports and reports to the CDP.

Investor pressure

As is the case for many other corporate activities, pressure exerted by investors to disclose information is a key antecedent of corporate scope 3 carbon emission reporting. For example, Busch et al. (2022) expect corporate scope 3 emission reporting to ramp up as investors continue to request scope 3 emission information. In a survey-based analysis, Tang and Demeritt (2018) collected several statements from corporate representatives who pointed out that investors increasingly request information concerning scope 3 carbon emissions and potential reduction pathways. Similarly, Linares-Rodríguez et al. (2022) suggest that investors increasingly consider environmental criteria in

their investment decisions and firms therefore tend to provide more transparency on their carbon emissions.

In support of this idea, investors increasingly use scope 3 emission information as a proxy for firms' risks associated with their supply chain and potential climate regulation. One researcher explicitly identified this association in a quantitative analysis of climate change disclosures of global firms (Blanco, 2021). He argues that along with engaging suppliers on carbon footprint information, other risks such as physical, regulatory, or market impact risks can be identified.

Customer requirements

Scholars further consider adhering to customer requirements in the form of scope 3 emission disclosure as another important driver toward more widespread reporting. For example, Patchell (2018) points out that for a firm to determine its scope 3 carbon emissions, the firm's suppliers need to support it with data exchange and information sharing, that is, they need to fulfill additional requirements of their customers. Dahlmann and Rohrich (2019) analyzed this in more detail and compared types of customer–supplier engagement along multiple dimensions (e.g., purpose, timeframe, and information asymmetry). Their analysis supports Patchell's view on the pursued collaboration that suppliers show when addressing customer requirements on carbon emission information.

Corporate governance

Corporate governance is an important driver for climate-related behavior of a firm, including scope 3 emission reporting. For example, Ben-Amar and McIlkenny (2015) found a positive association between board effectiveness and voluntary disclosure to the CDP. In addition, Hansen et al. (2022) found that despite having very similar value chains, some firms in the food industry do and some do not report scope 3 emissions. They argue that this cannot be solely attributed to a lack of common methodologies but must also be due to a firm's governance and leadership's sense of urgency on sustainability.

The adoption of a corporate carbon management strategy can have a positive impact on corporate carbon emission reporting. For example, the results of Linares-Rodríguez et al. (2022) suggest a positive relationship between the adoption of a corporate carbon management strategy and emission reporting for scopes 1 and 2. They also investigated corporate scope 3 reporting, but the corresponding results were not conclusive.

4.1.3 | Ability

Reporting standards

As of today, the standardization of corporate carbon emission reporting, and scope 3 emission reporting in particular, is primarily driven by NGOs, namely the GHG Protocol. Hickmann (2017: p.5) explicitly underlines this: “the GHG Protocol has filled a regulatory gap in global climate policy-making by providing the means for individual companies to comprehensively calculate and communicate their emissions.”

Two standards are relevant for corporate scope 3 carbon emission reporting. For one, there are product carbon footprint (PCF) standards, that is, standards that determine how the footprint of individual products or product groups needs to be calculated to enable suppliers to communicate the footprint of their products to their customers. For another, there exist corporate carbon footprint (CCF) standards, that is, standards that determine how the footprint of a firm, split into scopes 1–3, needs to be calculated to enable firms to report and communicate their emissions to the public.

Several researchers investigated existing standards for PCF and CCF, and many have criticized them as being incomplete, inaccurate, and difficult to execute in practice. For example, Patchell (2018) has created a comprehensive evaluation scheme for the GHG Protocol “Corporate Value Chain (Scope 3) Accounting and Reporting Standard”, in which he evaluates the standard along six dimensions: Transaction cost, power, responsibility allocation, uncertainty, location contingency, and production costs. Overall, he doubts that current standards are sufficient to enable firms to fully report their scope 3 emissions.

Many other researchers also find the current standards to be partially unclear and causing inaccurate corporate scope 3 emission reporting, and therefore request more standardized approaches and solutions. For example, Robinson et al. (2015: p.8) investigated scope 3 carbon emission reporting at a university and concluded that “methods for assessing Scope 3 emissions urgently need refining and standardizing”. In a recent study within the food industry, Hansen et al. (2022: p.9) further argue that “Sector-specific guidance and reporting requirements for companies in the food system could distinguish an additional Scope 3 category”. Similar findings were obtained by Wei et al. (2020), Feng et al. (2015), Li et al. (2013), Guereca et al. (2013; Talbot and Boiral), Talbot and Boiral (2013), and Sykes et al. (2019) in their various case study analyses.

In addition, multiple other researchers propose more accurate calculation techniques compared to those in the current standards. For example, Yu et al. (2020) developed a specific framework for emissions accounting of industrial parks in China. Brander (2017) compared the accuracy of “attributorial” (i.e., emissions determined via allocation key) and “consequential” (i.e., emissions determined via bottom-up calculation) calculation methods. He concluded that attributorial calculations, as mostly used in standards, may not capture all emissions while consequential calculations are more accurate. Vasquez et al. (2015), Clabeaux et al. (2020), Kulkarni (2019), and Robinson et al. (2018) all conducted similar analyses on the advantages of a bottom-up approach for calculating a university's carbon footprint and confirmed Brander's view. Alvarez et al. (2019) analyzed the application of a compound hybrid analysis for the improvement of carbon footprint calculations as part of a case study of a Spanish timber firm. They found that their approach improves accuracy and efficiency, and reduces costs. Similar findings on the application of hybrid calculation methods were obtained by multiple other research teams (Alvarez et al., 2014; Brown et al., 2012; Lenzen & Murray, 2010; Li et al., 2021; Lin et al., 2013; Lin et al., 2019; Qi et al., 2018).

Researchers have also found evidence that corporations actively use the disadvantages and shortcomings of the current standards to their own advantage. For example, Depoers et al. (2016) found that managers adapt their disclosure strategy to address the preferences of different stakeholder groups and that the vagueness of standards allows them to do this. In support of this notion, Dragomir (2012: p.1) concluded that “given the sophistication of emissions data collection and estimation tools such as the Greenhouse Gas (GHG) Protocol, it comes as a surprise that [studied companies] have issued reports containing unexplained figures and methodological inconsistencies”.

Organizational capabilities

Early research on corporate scope 3 carbon emission reporting often argues that a lack of know-how and capabilities in corporations is a critical factor for limited in-practice application of scope 3 reporting. For example, one research team found that a lack of knowledge on how to measure and report scope 3 emissions was a key reason why firms did not disclose information to the CDP at all (Blanco et al., 2016). Isil and Sebastianelli (2020) further found that awareness levels for value chain carbon emissions are generally limited and are lower for firms' downstream compared to their upstream activities.

Researchers also pointed toward the need for additional guidance from academia, NGOs, or regulators. For example, Downie and Stubbs (2013: p.156) suggested already in early research that “more comprehensive guidance on relevant emission sources by industry or sector would likely improve the completeness and relevance of inventories in accordance with the Greenhouse Gas Protocol”. In support of that, Blanco et al. (2016) specifically point out that the execution of scope 3 reporting can be more complicated in some industries than in others.

Researchers have also identified learning effects from the execution of scope 3 reporting over time. For example, Matisoff et al. (2013) found evidence for a positive learning effect from participating in the CDP. However, they also point out that this can vary by segment or emission type. Isil and Sebastianelli (2020) identified a similar pattern and suggest that the more advanced general carbon reporting practices are, the better is the awareness of scope 3 carbon emissions.

Furthermore, studies indicate that effective corporate scope 3 reporting requires specific organizational structures and systems to be established. For example, Patchell (2018) outlines that a key contributor to transactions costs is coordination effort, which primarily entails setting up the organizational structure and internal communication needed to coordinate the execution of data management, stakeholder engagement, accounting, and reporting. Tang and Demeritt (2018) add that the amount of additional organizational effort depends on sector and other previous experiences of a firm. For example, highly energy-intensive firms have an advantage because their operational units are already used to handling similar energy-related information and can therefore transfer their reporting structures more easily, while non-energy intensive firms often need to establish entirely new processes and departments from scratch.

Lastly, over the past years, carbon reporting has grown into a board-level topic with a strong bearing on the job of key executives. For example, Tang and Demeritt (2018) found that in many firms, a board-level sign-off of annual corporate emission reports is now required. They conclude that the topic receives increasingly more attention from top management, and we might therefore see an uptick in adoption. Furthermore, one study found that a growing number of firms have introduced incentives and employee awards for the advancement of a firm's knowledge and impact on climate change (Blanco, 2021).

Data quality

Many researchers identified data quality, or rather a lack thereof, as a key problem in corporate scope 3 reporting. For example, Busch et al. (2022) comprehensively evaluated the data quality of corporations for scopes 1–3 emissions separately and demonstrated that availability, comparability, and consistency of data remain problematic, particularly for scope 3 carbon emission reporting. Similarly, Wegener et al. (2019) emphasize effects of low data quality as they suggest that it causes uncertainty, which in turn reduces the comparability of scope 3 reports.

Scholars also point toward the importance of data quality for the emission calculation procedure. For example, Ghaemi and Smith (2020) argue that a lack of high-quality data strongly hinders the accurate quantification of the full carbon emission profile. Other studies highlight the issue of double counting as a critical problem for completeness and accuracy driven by misunderstandings on the responsibility for certain emissions (e.g., transportation emissions), the application of varying standards, or other reasons (Busch et al., 2022; Patchell, 2018; Robinson et al., 2018). Furthermore, the use of secondary emission factors instead of original primary data from lifecycle assessment models further contributes to inaccurate scope 3 emission reporting (Downie & Stubbs, 2012). This finding is reaffirmed by Busch et al. (2022) who underscore that data stemming directly from reporting companies are significantly more reliable than secondary data from survey data, third-party estimation methods, or global average emission factors.

Several researchers also acknowledge that obtaining high-quality data for corporate scope 3 emission reporting is very difficult. For example, Patchell (2018) points out that it requires high operational efforts, particularly driven by the data gathering process. Multiple research teams further emphasized that complex lifecycle analyses are needed to produce high-quality data (Cankaya & Pekey, 2019; Khoo et al., 2017; Villena & Dhanorkar, 2020). For example, Villena and Dhanorkar (2020) specifically outline that large operational efforts are needed to engage with a firm's supplier base to receive and evaluate the data.

Transaction costs

The high organizational and operational efforts required for corporate scope 3 carbon emission reporting create significant transaction costs. Several researchers emphasize this as a key issue (Dahlmann & Rohrich, 2019; Isil & Sebastianelli, 2020; Patchell, 2018). For example,

Patchell (2018) provides a comprehensive view on the individual factors that drive transaction costs and defines five main contributors to transaction costs: Complexity, information quality, coordination, opportunism, and real costs of transactions. He mainly attributes the problem of high transaction costs to the efforts of engaging with stakeholders to measure and manage emissions, setting up the required organizational structure for coordination, and ensuring sufficient reporting quality. He describes transaction costs as the most critical antecedent hindering a more successful implementation of corporate scope 3 carbon emission reporting in practice.

4.2 | Consequences

4.2.1 | Environment

Carbon performance

Corporate scope 3 carbon emission reporting is an important enabler for effective carbon emission reduction. For example, Rietbergen et al. (2015) found that accurate emission reporting is a critical prerequisite for subsequent target setting which is in turn needed to ensure effective emission reduction. This is reaffirmed by Downie and Stubbs (2013: p.156) who argue that “a lack of knowledge of scope 3 emissions inhibits a firm's ability to pursue the most cost-effective carbon mitigation strategies”. Furthermore, multiple researchers point out that accurate scope 3 reporting creates the required transparency to pinpoint emission sources that leads to more effective steering of reduction actions (García Alaminos et al., 2022; Liu et al., 2021; Takayabu et al., 2019). In accordance with that, several researchers explicitly showed that scope 3 reporting is critical for target setting, monitoring, and steering of reduction pathways (Meng et al., 2017; Ozawa-Meida et al., 2013; Sudmant et al., 2018; Villalba et al., 2013; Wiedmann et al., 2021).

Scholars further identified the currently voluntary nature of corporate scope 3 emission reporting as an inhibitor for scope 3 emission reduction. For example, Alvarez et al. (2019) claim that because it is voluntary, many firms currently do not report their scope 3 emissions, which in turn slows down scope 3 emission reduction.

In addition, poor scope 3 carbon emission reporting can lead to “carbon leakage”, that is, actually occurring carbon emissions not being captured in reporting and thus not being accounted for. For example, Wei et al. (2020) consider opacity around reporting standards and deliberate or accidental exclusion of certain activities as the key reasons for leakage of scope 3 carbon emissions.

Furthermore, the relationship between scope 3 emission reporting and scope 3 emission reduction can also be interpreted as bidirectional. For example, Braam et al. (2016) indicate that firms' decisions to report scope 3 emissions are influenced by their emission performance relative to their peers. They argue that, according to legitimacy theory, poor performers would need to report more comprehensively on scope 3 emissions than high performers to reach the same level of legitimacy.

4.2.2 | Performance

Compliance

Compliance is not yet established as a consequence of corporate scope 3 carbon emission reporting. As of today, scope 3 reporting is not mandatory anywhere and therefore a firm cannot be compliant with any regulatory framework in that regard. However, prior research has acknowledged compliance as a consequence of general corporate carbon emission reporting (Patchell, 2018).

Risk management

Researchers identified corporate scope 3 carbon emission reporting as a supply chain risk management tool. Corporations' risk management often focuses on its supply chain, and scope 3 emissions are interpreted as an indicator of climate-related risks and opportunities along the supply chain (Dahlmann & Rohrich, 2019). For example, one researcher explicitly argues that “measuring supply chain carbon emissions can lead to the discovery of potentially hidden risks related to climate change” and emphasizes the potential consequences of severe weather conditions, floods, and droughts (Blanco, 2021: p.4). Nguyen et al. (2021) developed a machine learning approach intended to predict corporate carbon footprints and thereby identify risks related to climate change.

The extent of associated risks can vary between developed and developing countries. In this regard, Blanco (2021) explains that the occurrence of such risks and available resources to withstand them can vary regionally. For instance, suppliers may be located in countries where such conditions may occur more frequently, and consequently, customers of such suppliers are exposed to higher risk. In-depth transparency on scope 3 emissions can allow firms to identify such suppliers and associated risks.

In addition to that, corporate scope 3 emissions can approximate regulatory risk. Potentially changing regulation has been identified as an important new risk type for businesses in the era of climate change, and firms employ various strategies to better understand their regulatory risk (Dahlmann & Rohrich, 2019). One researcher points out that the higher the emissions from a certain area in the supply chain, the higher the impact of potentially tightening regulation. Consequently, suppliers may not be able to supply certain goods or services anymore or even go bankrupt. He concludes with “firms that do not measure their Scope 3 may not realize the magnitude of their contribution to climate change and their potential physical and regulatory exposures to risks” (Blanco, 2021: p.14).

Financial performance

Corporate scope 3 emission information is an important parameter for investors when making an investment decision. Blanco (2021) claims, as previously outlined, that investors interpret scope 3 emissions as a proxy for regulatory and supply chain-related risks and are therefore highly interested in this type of information. He points out that investors already use scope 3 disclosures to inform their investment decision. Busch et al. (2022) further emphasize that improvements in the quality of available data are critical to providing investors with full transparency.

Scholars have not yet conducted relevant research on a direct relationship between corporate scope 3 emission reporting and profitability. Patchell (2018) provides a line of reasoning to suggest that scope 3 reporting is only financially beneficial if in line with customer environmental demands. His argumentation assumes that environmental reporting, if demanded by customers, drives a higher willingness to pay, that is, a “green premium”. However, this research does not contain empirical results on a direct relationship.

4.2.3 | Stakeholders

Supplier engagement

As a result of corporate scope 3 reporting, engagement with suppliers becomes increasingly collaborative, especially due to the need to exchange growing amounts of data. For example, Dahlmann and Rohrich (2019) found that engagement differs across various dimensions (e.g., purpose or information handling) and that firms apply three types of engagement: Basic, transactional, and collaborative engagement. In a case study of the UK food supply chain, Tidy et al. (2016) found that engagement became increasingly collaborative as a result of the pursuit of scope 3 emission reporting and subsequent reduction. Consequently, there exists a bidirectional relationship between firms' scope 3 carbon emission reporting and supplier engagement.

Various studies identified a need for dedicated approaches or strategies for supplier engagement. For example, Villena and Dhanorakar (2020) found that coercive pressures (i.e., rules and regulation) from buyers are the strongest driver for suppliers to increase carbon emission reporting. They further found that suppliers without climate change incentives are more vulnerable to coercive and mimetic pressure (i.e., imitating of or seeking superiority over competition), while suppliers with climate change incentives are more receptive to normative pressure (i.e., norms in and expectations of society). Dhanda et al. (2022: p.1) reaffirm these findings in their analysis on institutional and stakeholder consequences on carbon mitigation strategies by stating that “our research indicates that different types of institutional pressures [...] lead to different and, in certain situations, more active responses from firms. We find that coercive pressures are about equal or more effective than normative or mimetic pressures for adoption of mitigation strategies”.

The balance of negotiation power further influences the willingness of suppliers to provide information. For example, Patchell (2018) points out that firms with high negotiation power over their suppliers are more likely to convince them to share primary data than firms with lower negotiation power.

Customer relationship

In line with the findings on supplier engagement, customer relationships become more collaborative as well. As outlined in the section on antecedents, adhering to customer requirements is an important driver for scope 3 carbon emission reporting. The different types of customer-supplier engagement, as outlined by Dahlmann and Rohrich (2019), apply to the consequence of customer relationships as

TABLE 1 Research agenda for antecedents.

Antecedent	Exemplary references from literature on general carbon emission reporting	Exemplary insights from references	Future research pathway
Regulation: Regulatory framework	Ana et al., 2019; Bauckloh et al., 2022; Grauel & Gotthardt, 2016; Hahn et al., 2015; Haque & Ntim, 2018; Kansal et al., 2018; Kim et al., 2022; Kozlovski & Bawah, 2015	Positive relationships between implementation of regulation and emission reporting	Measure consequences of regulation around scope 3 emission reporting on a local, sectoral, or other level (once introduced)
	-	-	Apply qualitative research methods to assess how managers deal with uncertainty around regulation on scope 3 reporting
	Allini et al., 2018; Kouloukoui et al., 2021; Mateo-Márquez et al., 2022; Muttakin et al., 2021; Muttakin et al., 2022; Patnaik, 2020; Scholtens & Kleinsmann, 2011; Velte et al., 2020; Zhang et al., 2022	Regional aspects (common-law tradition, related environmental and social policies, culture, democratic values, level of economic development, etc.) influence relationship	Investigate moderating effects of regional specifics on relationship between regulation and corporate scope 3 reporting
	Khan et al., 2022; Zhang et al., 2020	Availability of human resources and established processes are critical for effective auditing	Assess capabilities and requirements for auditing of corporate scope 3 reports
Motivation: Marketing	Bauckloh et al., 2022; Kirsten, 2014; Qian et al., 2020; Yu et al., 2022	Most studies found positive relationships between regulation and carbon performance; Kirsten (2014) criticized “carbon leakage” via accounting loopholes	Investigate potential direct relationship between regulation and scope 3 carbon performance
	Coen et al., 2022; Cong et al., 2020; Guo et al., 2020	Firms with poor carbon performance often do not report scope 3 to not impair image; however, not reporting at all may be worse than reporting poor performance	Assess if and how carbon performance moderates relationship between marketing and corporate scope 3 reporting
Motivation: Investor pressure	Wedari et al., 2021	Found evidence for greenwashing among poor environmental performers while such evidence could not be found among good environmental performers	Review “greenwashing” practices among corporate scope 3 reporting
	Albarrak et al., 2019; Herbohn et al., 2019	Investors increasingly request carbon risk information	Investigate role of investors in motivating firms to disclose scope 3 (e.g., via quantitative analyses of actual investment cases and public announcements)
Motivation: Customer requirements	Velte et al., 2020	Variations in shareholder rights, investor protection, tax law, and other factors may moderate this relationship	Analyze if and how regional specifics moderate relationship between investor pressure and corporate scope 3 reporting
	-	-	Explore what (non-)financial benefits customers associate with the reported information (e.g., via case studies in high-emission industries with a large share of scope 3 emissions, for example, the automotive industry)
Motivation: Corporate governance	Ben-Amar et al., 2022; Bento & Gianfrate, 2020; Hsueh, 2019; Karim et al., 2021; Moussa et al., 2020; Reid & Toffel, 2009; Sullivan & Gouldson, 2017; Weinhofer & Hoffmann, 2010	Application of such tools positively influence corporate carbon reporting	Assess impact of corporate strategy tools (e.g., overarching decarbonization strategy, internal carbon pricing or governance on capital expenditure) on corporate scope 3 reporting

(Continues)

TABLE 1 (Continued)

Antecedent	Exemplary references from literature on general carbon emission reporting	Exemplary insights from references	Future research pathway
	Adu et al., 2022; Ben-Amar et al., 2017; Bui et al., 2021; Nuber & Velte, 2021	Found positive relationships for general carbon reporting	Assess role of corporate leadership (e.g., via board gender diversity or board salary incentives) on corporate scope 3 reporting
Ability: Reporting standards	Nordenstam et al., 2018	Some aspects of GHG Protocol standard for scope 1 could influence managerial decision-making in counterproductive ways	Run additional reviews on scope 3 reporting standards beyond the review by Patchell (2018) (e.g., investigate or compare other standards, or dive deeper into how standard affects managerial decision-making)
	-	-	Conduct quantitative analyses on how adherence to different scope 3 standards affects completeness, accuracy, and/or comparability of scope 3 reports
Ability: Organizational capabilities	Jabbour et al., 2020	Conducted specialist interviews and applied analytical approach called “mechanisms of responses” to design action-oriented framework for managers	Apply qualitative research on how required capabilities can be identified, assessed, and developed
	Jabbour et al., 2020; Weinhofer & Hoffmann, 2010; Zhang et al., 2020	Point towards need to develop additional know-how, instill organizational change through overarching corporate carbon management strategies, and prevent a lack of talent	Dive deeper into organizational implications of corporate scope 3 reporting (e.g., via qualitative/case study research within corporate settings)
Ability: Data quality	Diniz et al., 2021; Seles et al., 2018	Blockchain can significantly improve accuracy, traceability, and verification processes of underlying data; big data unlocks opportunities in carbon management	Better understand accuracy and data quality differences between primary data from suppliers and secondary emission factors/ industry averages (e.g., via application of emerging technologies such as blockchain, artificial intelligence, or big data)
	Goldhammer et al., 2017; Qian et al., 2018; Seles et al., 2018; Shahgholian, 2019	Application of novel environmental management accounting tools improves corporate carbon management and disclosure quality	Conduct analyses on organizational data management tools and their effectiveness
	-	-	Apply qualitative research methods to assess how managers deal with uncertainty around scope 3 emission data
	-	-	Analyze how comparability among scope 3 reports can be improved (e.g., review if managers compare absolute scope 3 figures or if they compare scope 3 to scopes 1 and 2)
	-	-	Review if and how firms measure scope 3 even if they do not report yet
	-	-	Explore potential solutions for improving data quality and mitigating associated operational efforts and costs (e.g., collaboration on data collection, regulatory

TABLE 1 (Continued)

Antecedent	Exemplary references from literature on general carbon emission reporting	Exemplary insights from references	Future research pathway
			changes, application of novel technologies, etc.)
Ability: Transaction costs	Diniz et al., 2021	Blockchain can reduce costs associated with emission reporting	Identify pathways for transaction cost reduction (e.g., via application of emerging technologies such as blockchain, artificial intelligence, or big data)
	Robinson et al., 2018	Developed “cut-off criteria” system (incremental improvement of reporting quality vs incremental transaction cost) to find optimum between reporting quality and transaction cost	Analyze impact of incremental scope 3 reporting quality improvements onto transaction costs
All	-	-	Conduct citation mapping to identify further promising avenues for future research

well. Therefore, the relation between scope 3 reporting and customer relationships can also be described as bidirectional. However, Lintukangas et al. (2022) found that scope 3 reporting practices do not affect customer relationships as strongly as supplier relationships.

Public perception

There is no dedicated research on the particular impact of scope 3 reporting on a firm's public perception. Extant research so far only focused on general carbon reporting (e.g., Khan et al., 2022).

5 | AGENDA FOR FUTURE RESEARCH

In this chapter, we build on our review to identify gaps in the literature on scope 3 emissions and leverage studies on general carbon emission reporting to develop a comprehensive research agenda for corporate scope 3 reporting. We do so along the research framework for corporate carbon emission reporting shown in Figure 9. Table 1 illustrates the research agenda for antecedents, and Table 2 illustrates the research agenda for consequences. The research agenda for theoretical lenses is provided in the online appendix, section 4 of the [supporting information](#).

6 | DISCUSSION

The conversation around corporate scope 3 carbon emission reporting within the academic literature on sustainable management experienced a significant uptick in recent years. In the following chapter, we aim to lay out patterns and gaps that we identified.

The studies displayed a few striking methodological commonalities and differences. First, the large majority (~80%) of quantitative studies used panel data instead of cross-sectional data. Thus, researchers deemed it important to analyze temporal developments

rather than momentary statuses. Second, we identified a wide discrepancy among the sample sizes used for quantitative studies as almost as many studies used samples with less than 100 firms as with more than 500 firms. Conclusions drawn from studies with smaller sample sizes might have to be treated with more caution. Third, the literature comprises a relatively high share of case studies and low share of quantitative research. This suggests that we are early in the development of the field, where a lot of work is still theory building rather than theory testing, and that there may not be enough data available, so researchers are limited to more qualitative work.

Furthermore, operationalization (i.e., data collection, measurement, and calculation procedures) of carbon emission reporting appears to be of upmost importance but still requires additional research regarding scope 3 emissions. The issue of obtaining high-quality data for scope 3 reporting is emphasized by several studies specifically referring to key pain points such as double counting, the use of lifecycle assessment models, and the accuracy of secondary and survey data (Busch et al., 2022; Patchell, 2018; Robinson et al., 2018; Wegener et al., 2019). However, scholars have yet to investigate whether firms actually measure scope 3 emissions internally even if they do not report them, and how firms use and compare scope 3 emission figures in practice. Furthermore, future research might also wish to focus on exploring potential solutions for improving data quality and mitigating associated operational efforts and costs (e.g., collaboration on data collection, regulatory changes, and application of novel technologies such as blockchain, artificial intelligence, or big data).

The way firms manage uncertainty (regarding the comprehensiveness, reliability, and validity of scope 3 emission reports) constitutes another critical area for additional research in this space. Overall, several researchers acknowledge this issue and point toward low levels of comprehensiveness (Blanco et al., 2016; Busch et al., 2022; Hansen et al., 2022). The high use of CDP data is most likely attributable to the fact that the CDP consistently applies the same questionnaire

TABLE 2 Research agenda for consequences.

Consequence	Exemplary references from literature on general carbon emission reporting	Exemplary insights from references	Future research pathway
Environment: Carbon performance	Bang et al., 2019; Bauckloh et al., 2022; Greenblatt, 2015; Luo et al., 2020; Sun et al., 2022; Wu et al., 2010	Applied analytical approaches such as forecasting, development of new KPIs, benchmarking exercises, case studies in corporate settings, or impact analyses of recent events	Investigate if and how firms use information contained within scope 3 reporting to generate insights that ultimately improve carbon performance
	Ioannou et al., 2016; Rietbergen et al., 2015	Targets are often not ambitious enough to drive sufficient carbon performance; high-quality reporting can improve target setting process	Assess how scope 3 emission reports can help managers formulate carbon performance targets (especially aim to understand how effect sizes of reduction actions are measured and evaluated)
	Wedari et al., 2022	Identified positive moderating effect from environmental innovation on relationship between general carbon performance and financial performance	Analyze potential moderating effect of environmental innovation on relationship between scope 3 reporting and carbon performance
	Cong et al., 2020; Giannarakis et al., 2017; Velte et al., 2020; Wedari et al., 2021	Contradictory results: Most suggest that the better a firm's carbon performance, the more likely the firm is to extensively report and vice versa. On the other hand, Cong et al. (2020) found evidence that firms with poorer carbon performance tend to disclose emissions more extensively to mitigate the consequences of their poor performance	Assess the reverse effect of scope 3 performance on scope 3 carbon reporting
Performance: Compliance	Jung et al., 2018; Kouloukoui et al., 2021; Kouloukoui et al., 2019; Lemma et al., 2020; Sakhel, 2017	Consider compliance as a key consequence of general emission reporting; identified regulatory changes as a key risk perceived by managers	Assess compliance as a potential consequence of corporate scope 3 carbon emission reporting (e.g., expert interviews)
Performance: Risk management	-	-	Analyze how scope 3 reporting can mitigate supply chain-related risks (supply shortages, supplier bankruptcy, etc.) using quantitative analyses/case studies in recently effected sectors like semiconductor industry promising
Performance: Financial performance	Alsaifi et al., 2020; Gallego-Alvarez et al., 2014; Gerged et al., 2021; Lemma et al., 2019; Lemma et al., 2021; Lewandowski, 2017; Matsumura et al., 2014; Morrone et al., 2022; Palea & Santhia, 2022; Tuesta et al., 2021; Yu et al., 2021; Zhou et al., 2018	Positive relationships between carbon reporting and profitability and stock price; for cost of capital, some suggest that investors penalize disclosure while others indicate that investors appreciate disclosure	Investigate direct relationship between scope 3 reporting and financial performance—for example, quantitative analyses based on scope 3 data and financial indicators (profitability, stock price, cost of capital, etc.)
	Busch et al., 2022; Ferrat, 2021; Hassan & Romilly, 2018; Lewandowski, 2017; Misani & Pogutz, 2015	No clear picture: Some indicate positive relationship while others suggest emission reduction affects financial performance negatively (For example, Lewandowski (2017) found U-shaped carbon performance curve while Ferrat (2021) found that short-term financial performance was negatively affected by improved carbon performance and that solely	Investigate moderating effect of carbon performance on relationship between scope 3 reporting and financial performance

TABLE 2 (Continued)

Consequence	Exemplary references from literature on general carbon emission reporting	Exemplary insights from references	Future research pathway
	-	high-materiality firms derive improved financial performance in long run)	Analyze how carbon pricing affects financial performance (simulate carbon missions as actual cost in financial analysis)
	Lemma et al., 2021; Yu et al., 2021	Reduced information asymmetry makes investors lower costs of capital	Assess how information asymmetry moderates relationship between scope 3 reporting and financial performance
Stakeholders: Supplier engagement	-	-	Apply qualitative research/case studies to explicitly investigate collaborative engagements of firms with suppliers to collect primary data and include PCFs in supplier selection processes
Stakeholders: Customer relationship	Tang & Demeritt, 2018	Voluntary scope 1/2 reporting considered as unique selling point	Investigate benefits of using PCFs at point of sale—industries in which PCF varies strongly by supplier (e.g., metals/mining) promising
Stakeholders: Public perception	Albarrak et al., 2019; Khan et al., 2022	Higher scope 1/2 reporting quality leads to better public reputation	Assess impact of scope 3 reporting on public perception or media coverage
All	-	-	Conduct citation mapping to identify further promising avenues for future research

structure and therefore represents a trustworthy data source. Also, the high use of CDP data may have further led to the observation that the GHG Protocol is by far the most frequently used reporting standard. The high share of samples with heterogeneous application of reporting standards must be seen as problematic as it threatens comprehensiveness and comparability. The methodological approach of manually collecting data from annual reports or using global databases may be the root cause of that problem as it is not very robust because it theoretically allows the inclusion of firms with different standards in samples. Overall, poor data quality and high uncertainty may be the reason for the rather limited empirical research focus so far.

Additionally, we need to establish a better understanding of the motivations for scope 3 reporting, conceivably via the explicit application of theoretical lenses. So far, theoretical lenses have been applied scarcely in scope 3 emissions research. However, results from studies on scopes 1 and 2 indicate that they could help understand how managers deal with uncertainty and why they decide for or against scope 3 reporting.

Overall, we strongly emphasize the need for additional research, especially for the consequences of scope 3 carbon emission reporting. Particularly, we urge scholars to conduct additional research on carbon performance to better estimate the importance of scope 3 reporting for subsequent carbon emission reduction as a means to advance supply chain decarbonization. Studies on scopes 1 and 2 emissions indicate promising results in this regard.

7 | PRACTICAL IMPLICATIONS

Our findings also have important implications for practitioners. First, our insights on operationalization and uncertainty management may influence how managers conduct scope 3 emission reporting. For example, transaction costs and financial performance, especially investor reaction, are critical parameters in managers' decision making. Poor reporting may cause managers to miss the bigger picture of their firms' emission profile and ultimately slow down supply chain decarbonization.

Second, our findings, especially on regulation, reporting standards, and firm capabilities, may help policymakers design future regulations. The extant literature makes it clear that the voluntary nature of scope 3 reporting hinders wider adoption in practice. Hence, policymakers may want to re-design regulation, while considering what today's firms are capable of, to effectively promote scope 3 reporting.

8 | LIMITATIONS

Naturally, this literature review is subject to limitations. Most importantly, there are limitations inherent in the process of identifying relevant literature. While we aimed for a comprehensive search in the field of business and sustainable management, our review may have missed some relevant articles due to filtering by keywords or journals.

In addition, the terms “carbon reporting” and “carbon performance” are often used in a more general manner. Therefore, differentiation between scopes is not always entirely clear and can potentially mislead as statements about scope 1 could be interpreted as if made about scope 3. Therefore, we treated potentially affected articles with particular caution.

9 | CONTRIBUTION AND CONCLUSION

With respect to the academic understanding of corporate carbon emission reporting, we contribute to the literature in the form of providing a comprehensive research framework, laying out the extant research on corporate scope 3 carbon emission reporting, breaking down its complexity, and enabling other researchers to efficiently advance the academic understanding in this field. Our research framework is compatible with but substantially extends prior frameworks into a more comprehensive version by integrating additional parameters and outlining critical relationships. The results of our review further provide an easy-to-understand and holistic structure that allows researchers to quickly absorb the key aspects of the academic literature on this topic. The identified patterns may help further stimulate the discussion on this important topic and pinpoint valuable insights.

We further contribute through our extensive agenda for future research. Beyond suggesting that researchers consider a wider range of theoretical approaches, our research agenda highlights various potential pathways for future research based on both qualitative and quantitative research. The provision of key insights from referenced work on scopes 1 and 2 emissions may be particularly helpful in that regard. As of today, scholars have seized only a fraction of the rich research opportunities that this field has to offer. Thus, we are hopeful that our review will enable researchers to make use of existing knowledge more effectively, build on it to contribute to the advancement of the field, and ultimately contribute to the actual decarbonization of supply chains.

ACKNOWLEDGMENTS

We gratefully acknowledge funding from Metalshub GmbH. Open Access funding enabled and organized by Projekt DEAL.

ORCID

Maximilian Hettler  <https://orcid.org/0000-0003-4899-9610>

REFERENCES

- Adu, D. A., Flynn, A., & Grey, C. (2022). Carbon performance, financial performance and market value: The moderating effect of pay incentives. *Business Strategy and the Environment*, 32, 2111–2135. <https://doi.org/10.1002/bse.3239>
- Albarrak, M. S., Elnahass, M., & Salama, A. (2019). The effect of carbon dissemination on cost of equity. *Business Strategy and the Environment*, 28, 1179–1198. <https://doi.org/10.1002/bse.2310>
- Allini, A., Giner, B., & Caldarelli, A. (2018). Opening the black box of accounting for greenhouse gas emissions: The different views of institutional bodies and firms. *Journal of Cleaner Production*, 172, 2195–2205. <https://doi.org/10.1016/j.jclepro.2017.11.194>
- Alsaifi, K., Elnahass, M., & Salama, A. (2020). Market responses to firms' voluntary carbon disclosure: Empirical evidence from the United Kingdom. *Journal of Cleaner Production*, 262, 262, 121377. <https://doi.org/10.1016/j.jclepro.2020.121377>
- Alvarez, S., Blanquer, M., & Rubio, A. (2014). Carbon footprint using the compound method based on financial accounts. The case of the School of Forestry Engineering, Technical University of Madrid. *Journal of Cleaner Production*, 66, 224–232. <https://doi.org/10.1016/j.jclepro.2013.11.050>
- Alvarez, S., Tobarra, M. A., & Zafrilla, J. E. (2019). Corporate and product carbon footprint under compound hybrid analysis: Application to a Spanish timber company. *Journal of Industrial Ecology*, 23, 496–507. <https://doi.org/10.1111/jiec.12759>
- Ana, F., Pinheiro, M. D., de Brito, J., & Mateus, R. (2019). Decarbonizing strategies of the retail sector following the Paris agreement. *Energy Policy*, 135, 110999. <https://doi.org/10.1016/j.enpol.2019.110999>
- Bang, Y. Y., Lee, D. S., & Lim, S. R. (2019). Analysis of corporate CO₂ and energy cost efficiency: The role of performance indicators and effective environmental reporting. *Energy Policy*, 133, 110897. <https://doi.org/10.1016/j.enpol.2019.110897>
- Bauckloh, T., Klein, C., Pioch, T., & Schiemann, F. (2022). Under pressure? The link between mandatory climate reporting and firms' carbon performance. *Organization & Environment*, 36, 126–149. <https://doi.org/10.1177/10860266221083340>
- Ben-Amar, W., Chang, M., & McIlkenny, P. (2017). Board gender diversity and corporate response to sustainability initiatives: Evidence from the carbon disclosure project. *Journal of Business Ethics*, 142, 369–383. <https://doi.org/10.1007/s10551-015-2759-1>
- Ben-Amar, W., Gomes, M., Khurshed, H., & Marsat, S. (2022). Climate change exposure and internal carbon pricing adoption. *Business Strategy and the Environment*, 31, 2854–2870. <https://doi.org/10.1002/bse.3051>
- Ben-Amar, W., & McIlkenny, P. (2015). Board effectiveness and the voluntary disclosure of climate change information. *Business Strategy and the Environment*, 24, 704–719. <https://doi.org/10.1002/bse.1840>
- Bento, N., & Gianfrate, G. (2020). Determinants of internal carbon pricing. *Energy Policy*, 143, 111499. <https://doi.org/10.1016/j.enpol.2020.111499>
- Blanco, C., Caro, F., & Corbett, C. J. (2016). The state of supply chain carbon footprinting: Analysis of CDP disclosures by US firms. *Journal of Cleaner Production*, 135, 1189–1197. <https://doi.org/10.1016/j.jclepro.2016.06.132>
- Blanco, C. C. (2021). Supply chain carbon footprinting and climate change disclosures of global firms. *Production and Operations Management*, 30, 3143–3160. <https://doi.org/10.1111/poms.13421>
- Braam, G. J. M., de Weerd, L. U., Hauck, M., & Huijbregts, M. A. J. (2016). Determinants of corporate environmental reporting: The importance of environmental performance and assurance. *Journal of Cleaner Production*, 129, 724–734. <https://doi.org/10.1016/j.jclepro.2016.03.039>
- Brander, M. (2017). Comparative analysis of attributional corporate greenhouse gas accounting, consequential life cycle assessment, and project/policy level accounting: A bioenergy case study. *Journal of Cleaner Production*, 167, 1401–1414. <https://doi.org/10.1016/j.jclepro.2017.02.097>
- Brown, L. H., Buettner, P. G., Canyon, D. V., Mac Crawford, J., & Judd, J. (2012). Estimating the life cycle greenhouse gas emissions of Australian ambulance services. *Journal of Cleaner Production*, 37, 135–141. <https://doi.org/10.1016/j.jclepro.2012.06.020>
- Bui, B., Houque, M. N., & Zaman, M. (2021). Climate change mitigation: Carbon assurance and reporting integrity. *Business Strategy and the Environment*, 30, 3839–3853. <https://doi.org/10.1002/bse.2843>
- Busch, T., Bassen, A., Lewandowski, S., & Sump, F. (2022). Corporate carbon and financial performance revisited. *Organization & Environment*, 35, 154–171. <https://doi.org/10.1177/1086026620935638>

- Busch, T., Johnson, M., & Pioch, T. (2022). Corporate carbon performance data: Quo vadis? *Journal of Industrial Ecology*, 26, 350–363. <https://doi.org/10.1111/jiec.13008>
- Callahan, W., James Fava, S.A., Wickwire, S., Sottong, J., Stanway, J., Ballentine, M., 2011. *Corporate value chain (scope 3) accounting and reporting standard supplement to the GHG protocol corporate accounting and reporting standard GHG protocol team*. World Resources Institute and World Business Council for Sustainable Development.
- Cankaya, S., & Pekey, B. (2019). A comparative life cycle assessment for sustainable cement production in Turkey. *Journal of Environmental Management*, 249, 109362. <https://doi.org/10.1016/j.jenvman.2019.109362>
- CDP. (2017). *From agreement to action: Mobilizing suppliers toward a climate resilient world*. CDP global supply chain report 2016. Business for Social Responsibility (BSR) Consultancy.
- CDP. (2022). *Engaging the chain: Driving speed and scale*. CDP global supply chain report 2021. Business for Social Responsibility (BSR) Consultancy.
- Clabeaux, R., Carbajales-Dale, M., Ladner, D., & Walker, T. (2020). Assessing the carbon footprint of a university campus using a life cycle assessment approach. *Journal of Cleaner Production*, 273, 122600. <https://doi.org/10.1016/j.jclepro.2020.122600>
- Coen, D., Herman, K., & Pegram, T. (2022). Are corporate climate efforts genuine? An empirical analysis of the climate 'talk-walk' hypothesis. *Business Strategy and the Environment*, 31, 3040–3059. <https://doi.org/10.1002/bse.3063>
- Cong, Y., Freedman, M., & Park, J. D. (2020). Mandated greenhouse gas emissions and required SEC climate change disclosures. *Journal of Cleaner Production*, 247, 247, 119111. <https://doi.org/10.1016/j.jclepro.2019.119111>
- Dahlmann, F., & Rohrich, J. K. (2019). Sustainable supply chain management and partner engagement to manage climate change information. *Business Strategy and the Environment*, 28, 1632–1647. <https://doi.org/10.1002/bse.2392>
- das Virgens, T., Andrade, J., & Hidalgo, S. (2020). Carbon footprint of public agencies: The case of Brazilian prosecution service. *Journal of Cleaner Production*, 251, 119551. <https://doi.org/10.1016/j.jclepro.2019.119551>
- de Abreu, M. C. S., Webb, K., Araujo, F. S. M., & Cavalcante, J. P. L. (2021). From "business as usual" to tackling climate change: Exploring factors affecting low-carbon decision-making in the Canadian oil and gas sector. *Energy Policy*, 148, 111932. <https://doi.org/10.1016/j.enpol.2020.111932>
- Depoers, F., Jeanjean, T., & Jerome, T. (2016). Voluntary disclosure of greenhouse gas emissions: Contrasting the carbon disclosure project and corporate reports. *Journal of Business Ethics*, 134, 445–461. <https://doi.org/10.1007/s10551-014-2432-0>
- Dhanda, K. K., Sarkis, J., & Dhavale, D. G. (2022). Institutional and stakeholder effects on carbon mitigation strategies. *Business Strategy and the Environment*, 31, 782–795. <https://doi.org/10.1002/bse.2917>
- Diniz, E. H., Yamaguchi, A., dos Santos, T. R., de Carvalho, P., Alego, A. S., & Carvalho, M. (2021). Greening inventories: Blockchain to improve the GHG protocol program in scope 2. *Journal of Cleaner Production*, 291, 125900. <https://doi.org/10.1016/j.jclepro.2021.125900>
- Downie, J., & Stubbs, W. (2012). Corporate carbon strategies and greenhouse gas emission assessments: The implications of scope 3 emission factor selection. *Business Strategy and the Environment*, 21, 412–422. <https://doi.org/10.1002/bse.1734>
- Downie, J., & Stubbs, W. (2013). Evaluation of Australian companies' scope 3 greenhouse gas emissions assessments. *Journal of Cleaner Production*, 56, 156–163. <https://doi.org/10.1016/j.jclepro.2011.09.010>
- Dragomir, V. D. (2012). The disclosure of industrial greenhouse gas emissions: A critical assessment of corporate sustainability reports. *Journal of Cleaner Production*, 29–30, 222–237. <https://doi.org/10.1016/j.jclepro.2012.01.024>
- Feng, C., Gao, X. N., Wu, J., Tang, Y. T., He, J. F., Qi, Y. Q., & Zhang, Y. S. (2015). Greenhouse gas emissions investigation for towns in China: A case study of Xiaolan. *Journal of Cleaner Production*, 103, 130–139. <https://doi.org/10.1016/j.jclepro.2014.01.013>
- Ferrat, Y. (2021). Carbon emissions and firm performance: A matter of horizon, materiality and regional specificities. *Journal of Cleaner Production*, 329, 129743. <https://doi.org/10.1016/j.jclepro.2021.129743>
- Gallego-Alvarez, I., Garcia-Sanchez, I. M., & Vieira, C. D. (2014). Climate change and financial performance in times of crisis. *Business Strategy and the Environment*, 23, 361–374. <https://doi.org/10.1002/bse.1786>
- García Alaminos, A., Gilles, E., Monsalve, F., & Zafrilla, J. (2022). Measuring a university's environmental performance: A standardized proposal for carbon footprint assessment. *Journal of Cleaner Production*, 357, 131783. <https://doi.org/10.1016/j.jclepro.2022.131783>
- Gerged, A. M., Matthews, L., & Elheddad, M. (2021). Mandatory disclosure, greenhouse gas emissions and the cost of equity capital: UK evidence of a U-shaped relationship. *Business Strategy and the Environment*, 30, 908–930. <https://doi.org/10.1002/bse.2661>
- Ghaemi, Z., & Smith, A. D. (2020). A review on the quantification of life cycle greenhouse gas emissions at urban scale. *Journal of Cleaner Production*, 252, 119634. <https://doi.org/10.1016/j.jclepro.2019.119634>
- Giannarakis, G., Zafeiriou, E., & Sariannidis, N. (2017). The impact of carbon performance on climate change disclosure. *Business Strategy and the Environment*, 26, 1078–1094. <https://doi.org/10.1002/bse.1962>
- Goldhammer, B., Busse, C., & Busch, T. (2017). Estimating corporate carbon footprints with externally available data. *Journal of Industrial Ecology*, 21, 1165–1179. <https://doi.org/10.1111/jiec.12522>
- Graf-Vlachy, L., Oliver, A. G., Banfield, R., König, A., & Bundy, J. (2020). Media coverage of firms: Background, integration, and directions for future research. *Journal of Management*, 46, 36–69. <https://doi.org/10.1177/0149206319864155>
- Grael, J., & Gotthardt, D. (2016). The relevance of national contexts for carbon disclosure decisions of stock-listed companies: A multilevel analysis. *Journal of Cleaner Production*, 133, 1204–1217. <https://doi.org/10.1016/j.jclepro.2016.05.182>
- Greenblatt, J. B. (2015). Modeling California policy impacts on greenhouse gas emissions. *Energy Policy*, 78, 158–172. <https://doi.org/10.1016/j.enpol.2014.12.024>
- Guereca, L. P., Torres, N., & Noyola, A. (2013). Carbon footprint as a basis for a cleaner research institute in Mexico. *Journal of Cleaner Production*, 47, 396–403. <https://doi.org/10.1016/j.jclepro.2013.01.030>
- Guo, T., Zha, G. L., Lee, C. L., & Tang, Q. L. (2020). Does corporate green ranking reflect carbon-mitigation performance? *Journal of Cleaner Production*, 277, 123601. <https://doi.org/10.1016/j.jclepro.2020.123601>
- Hahn, R., Reimsbach, D., & Schiemann, F. (2015). Organizations, climate change, and transparency: Reviewing the literature on carbon disclosure. *Organization & Environment*, 28, 80–102. <https://doi.org/10.1177/1086026615575542>
- Hansen, A. D., Kuramochi, T., & Wicke, B. (2022). The status of corporate greenhouse gas emissions reporting in the food sector: An evaluation of food and beverage manufacturers. *Journal of Cleaner Production*, 361, 132279. <https://doi.org/10.1016/j.jclepro.2022.132279>
- Haque, F., & Ntim, C. G. (2018). Environmental policy, sustainable development, governance mechanisms and environmental performance. *Business Strategy and the Environment*, 27, 415–435. <https://doi.org/10.1002/bse.2007>
- Hassan, O. A. G., & Romilly, P. (2018). Relations between corporate economic performance, environmental disclosure and greenhouse gas emissions: New insights. *Business Strategy and the Environment*, 27, 893–909. <https://doi.org/10.1002/bse.2040>
- Herbohn, K., Gao, R., & Clarkson, P. (2019). Evidence on whether banks consider carbon risk in their lending decisions. *Journal of Business Ethics*, 158, 155–175. <https://doi.org/10.1007/s10551-017-3711-3>
- Hickmann, T. (2017). Voluntary global business initiatives and the international climate negotiations: A case study of the greenhouse gas

- protocol. *Journal of Cleaner Production*, 169, 94–104. <https://doi.org/10.1016/j.jclepro.2017.06.183>
- Hsueh, L. (2019). Opening up the firm: What explains participation and effort in voluntary carbon disclosure by global businesses? An analysis of internal firm factors and dynamics. *Business Strategy and the Environment*, 28, 1302–1322. <https://doi.org/10.1002/bse.2317>
- Ioannou, I., Li, S. X., & Serafeim, G. (2016). The effect of target difficulty on target completion: The case of reducing carbon emissions. *Accounting Review*, 91, 1467–1492. <https://doi.org/10.2308/accr-51307>
- Isil, O., & Sebastianelli, R. (2020). Arcs of carbon awareness in the value chain and their antecedents. *Business Strategy and the Environment*, 29, 503–518. <https://doi.org/10.1002/bse.2383>
- Jabbour, A., Vazquez-Brust, D., Jabbour, C. J. C., & Ribeiro, D. A. (2020). The interplay between stakeholders, resources and capabilities in climate change strategy: Converting barriers into cooperation. *Business Strategy and the Environment*, 29, 1362–1386. <https://doi.org/10.1002/bse.2438>
- Jung, J., Herbohn, K., & Clarkson, P. (2018). Carbon risk, carbon risk awareness and the cost of debt financing. *Journal of Business Ethics*, 150, 1151–1171. <https://doi.org/10.1007/s10551-016-3207-6>
- Kansal, M., Joshi, M., Babu, S., & Sharma, S. (2018). Reporting of corporate social responsibility in central public sector enterprises: A study of post mandatory regime in India. *Journal of Business Ethics*, 151, 813–831. <https://doi.org/10.1007/s10551-016-3253-0>
- Karim, A. E., Albitar, K., & Elmarzouky, M. (2021). A novel measure of corporate carbon emission disclosure, the effect of capital expenditures and corporate governance. *Journal of Environmental Management*, 290, 112581. <https://doi.org/10.1016/j.jenvman.2021.112581>
- Khan, H. Z., Houque, M. N., & Ilemia, I. K. (2022). Organic versus cosmetic efforts of the quality of carbon reporting by top New Zealand firms. Does market reward or penalise? *Business Strategy and the Environment*, 32, 686–703. <https://doi.org/10.1002/bse.3169>
- Khoo, J. Z., Haque, N., Woodbridge, G., McDonald, R., & Bhattacharya, S. (2017). A life cycle assessment of a new laterite processing technology. *Journal of Cleaner Production*, 142, 1765–1777. <https://doi.org/10.1016/j.jclepro.2016.11.111>
- Kim, J.-B., Wang, C., & Wu, F. (2022). The real effects of risk disclosures: Evidence from climate change reporting in 10-Ks. *Review of Accounting Studies*, 1–48. <https://doi.org/10.1007/s11142-022-09687-z>
- Kirsten, S. (2014). Renewable energy sources act and trading of emission certificates: A national and a supranational tool direct energy turnover to renewable electricity-supply in Germany. *Energy Policy*, 64, 302–312. <https://doi.org/10.1016/j.enpol.2013.08.030>
- Klein-Banai, C., & Theis, T. L. (2013). Quantitative analysis of factors affecting greenhouse gas emissions at institutions of higher education. *Journal of Cleaner Production*, 48, 29–38. <https://doi.org/10.1016/j.jclepro.2011.06.004>
- Kouloukoui, D., de Marcellis-Warin, N., Armellini, F., Warin, T., & Torres, E. A. (2021). Factors influencing the perception of exposure to climate risks: Evidence from the world's largest carbon-intensive industries. *Journal of Cleaner Production*, 306, 127160. <https://doi.org/10.1016/j.jclepro.2021.127160>
- Kouloukoui, D., Marinho, M. M. D., Gomes, S. M. D., Kiperstok, A., & Torres, E. A. (2019). Corporate climate risk management and the implementation of climate projects by the world's largest emitters. *Journal of Cleaner Production*, 238, 117935. <https://doi.org/10.1016/j.jclepro.2019.117935>
- Kozlovski, E., & Bawah, U. (2015). A financial decision support framework for the appraisal of renewable energy infrastructures in developing economies. *International Journal of Energy Management*, 9, 176–203. <https://doi.org/10.1108/IJESM-03-2014-0008>
- Kulkarni, S. D. (2019). A bottom up approach to evaluate the carbon footprints of a higher educational institute in India for sustainable existence. *Journal of Cleaner Production*, 231, 633–641. <https://doi.org/10.1016/j.jclepro.2019.05.194>
- Lai, J. H. K. (2014). Mandatory reporting of greenhouse gas emissions from buildings: Stakeholders' opinions in Hong Kong. *Energy Policy*, 75, 278–288. <https://doi.org/10.1016/j.enpol.2014.10.004>
- Lee, S. Y. (2012). Corporate carbon strategies in responding to climate change. *Business Strategy and the Environment*, 21, 33–48. <https://doi.org/10.1002/bse.711>
- Lemma, T. T., Feedman, M., Mlilo, M., & Park, J. D. (2019). Corporate carbon risk, voluntary disclosure, and cost of capital: South African evidence. *Business Strategy and the Environment*, 28, 111–126. <https://doi.org/10.1002/bse.2242>
- Lemma, T. T., Lulseged, A., & Tavakolifar, M. (2021). Corporate commitment to climate change action, carbon risk exposure, and a firm's debt financing policy. *Business Strategy and the Environment*, 30, 3919–3936. <https://doi.org/10.1002/bse.2849>
- Lemma, T. T., Shabestari, M. A., Freedman, M., & Mlilo, M. (2020). Corporate carbon risk exposure, voluntary disclosure, and financial reporting quality. *Business Strategy and the Environment*, 29, 2130–2143. <https://doi.org/10.1002/bse.2499>
- Lenzen, M., & Murray, J. (2010). Conceptualising environmental responsibility. *Ecological Economics*, 70, 261–270. <https://doi.org/10.1016/j.ecolecon.2010.04.005>
- Lewandowski, S. (2017). Corporate carbon and financial performance: The role of emission reductions. *Business Strategy and the Environment*, 26, 1196–1211. <https://doi.org/10.1002/bse.1978>
- Li, J. J., Tian, Y. J., Zhang, Y. L., & Xie, K. C. (2021). Spatializing environmental footprint by integrating geographic information system into life cycle assessment: A review and practice recommendations. *Journal of Cleaner Production*, 323, 129113. <https://doi.org/10.1016/j.jclepro.2021.129113>
- Li, J. S., Chen, G. Q., Lai, T. M., Ahmad, B., Chen, Z. M., Shao, L., & Ji, X. (2013). Embodied greenhouse gas emission by Macao. *Energy Policy*, 59, 819–833. <https://doi.org/10.1016/j.enpol.2013.04.042>
- Lin, J. Y., Li, H. M., Huang, W., Xu, W. T., & Cheng, S. H. (2019). A carbon footprint of high-speed railways in China: A case study of the Beijing-Shanghai line. *Journal of Industrial Ecology*, 23, 869–878. <https://doi.org/10.1111/jiec.12824>
- Lin, J. Y., Liu, Y., Meng, F. X., Cui, S. H., & Xu, L. L. (2013). Using hybrid method to evaluate carbon footprint of Xiamen City, China. *Energy Policy*, 58, 220–227. <https://doi.org/10.1016/j.enpol.2013.03.007>
- Linares-Rodríguez, M. C., Gambetta, N., & García-Benau, M. A. (2022). Carbon management strategy effects on the disclosure and efficiency of carbon emissions: A study of Colombian companies' context and inherent characteristics. *Journal of Cleaner Production*, 365, 132850. <https://doi.org/10.1016/j.jclepro.2022.132850>
- Lintukangas, K., Arminen, H., Kähkönen, A.-K., & Karttunen, E. (2022). Determinants of supply chain engagement in carbon management. *Journal of Business Ethics*, 1–18. <https://doi.org/10.1007/s10551-022-05199-7>
- Liu, Y. Y., Wang, Y. Q., Lyu, P., Hu, S. E., Yang, L., & Gao, G. (2021). Rethinking the carbon dioxide emissions of road sector: Integrating advanced vehicle technologies and construction supply chains mitigation options under decarbonization plans. *Journal of Cleaner Production*, 321, 321, 128769. <https://doi.org/10.1016/j.jclepro.2021.128769>
- Luo, C., Posen, I., Hoornweg, D., & Maclean, H. (2020). Modelling future patterns of urbanization, residential energy use and greenhouse gas emissions in Dar es Salaam with the shared socio-economic pathways. *Journal of Cleaner Production*, 254, 119998. <https://doi.org/10.1016/j.jclepro.2020.119998>
- Mateo-Márquez, A., González-González, J. M., & Zamora-Ramírez, C. (2022). An international empirical study of greenwashing and voluntary carbon disclosure. *Journal of Cleaner Production*, 363, 132567. <https://doi.org/10.1016/j.jclepro.2022.132567>
- Matisoff, D. C., Noonan, D. S., & O'Brien, J. J. (2013). Convergence in environmental reporting: Assessing the carbon disclosure project. *Business Strategy and the Environment*, 22, 285–305. <https://doi.org/10.1002/bse.1741>

- Matsumura, E. M., Prakash, R., & Vera-Munoz, S. C. (2014). Firm-value effects of carbon emissions and carbon disclosures. *Accounting Review*, 89, 695–724. <https://doi.org/10.2308/accr-50629>
- Meng, F. X., Liu, G. Y., Yang, Z. F., Hao, Y., Zhang, Y. R., Su, M. R., & Ulgiati, S. (2017). Structural analysis of embodied greenhouse gas emissions from key urban materials: A case study of Xiamen City, China. *Journal of Cleaner Production*, 163, 212–223. <https://doi.org/10.1016/j.jclepro.2016.11.108>
- Misani, N., & Pogutz, S. (2015). Unraveling the effects of environmental outcomes and processes on financial performance: A non-linear approach. *Ecological Economics*, 109, 150–160. <https://doi.org/10.1016/j.ecolecon.2014.11.010>
- Morrone, D., Schena, R., Conte, D., Bussoli, C., & Russo, A. (2022). Between saying and doing, in the end there is the cost of capital: Evidence from the energy sector. *Business Strategy and the Environment*, 31, 390–402. <https://doi.org/10.1002/bse.2900>
- Moussa, T., Allam, A., Elbanna, S., & Bani-Mustafa, A. (2020). Can board environmental orientation improve US firms' carbon performance? The mediating role of carbon strategy. *Business Strategy and the Environment*, 29, 72–86. <https://doi.org/10.1002/bse.2351>
- Muttakin, M. B., Mihret, D. G., & Rana, T. (2021). Electoral system, corporate political donation, and carbon emission intensity: Cross-country evidence. *Business Strategy and the Environment*, 30, 1767–1779. <https://doi.org/10.1002/bse.2714>
- Muttakin, M. B., Rana, T., & Mihret, D. G. (2022). Democracy, national culture and greenhouse gas emissions: An international study. *Business Strategy and the Environment*, 31, 2978–2991. <https://doi.org/10.1002/bse.3059>
- Nguyen, Q., Diaz-Rainey, I., & Kurupparachchi, D. (2021). Predicting corporate carbon footprints for climate finance risk analyses: A machine learning approach. *Energy Economics*, 95, 105129. <https://doi.org/10.1016/j.eneco.2021.105129>
- Nordenstam, L., Ilic, D. D., & Odlund, L. (2018). Corporate greenhouse gas inventories, guarantees of origin and combined heat and power production—Analysis of impacts on total carbon dioxide emissions. *Journal of Cleaner Production*, 186, 203–214. <https://doi.org/10.1016/j.jclepro.2018.03.034>
- Nuber, C., & Velte, P. (2021). Board gender diversity and carbon emissions: European evidence on curvilinear relationships and critical mass. *Business Strategy and the Environment*, 30, 1958–1992. <https://doi.org/10.1002/bse.2727>
- Ozawa-Meida, L., Brockway, P., Letten, K., Davies, J., & Fleming, P. (2013). Measuring carbon performance in a UK University through a consumption-based carbon footprint: De Montfort University case study. *Journal of Cleaner Production*, 56, 185–198. <https://doi.org/10.1016/j.jclepro.2011.09.028>
- Palea, V., & Santhia, C. (2022). The financial impact of carbon risk and mitigation strategies: Insights from the automotive industry. *Journal of Cleaner Production*, 344, 131001. <https://doi.org/10.1016/j.jclepro.2022.131001>
- Patchell, J. (2018). Can the implications of the GHG protocol's scope 3 standard be realized? *Journal of Cleaner Production*, 185, 941–958. <https://doi.org/10.1016/j.jclepro.2018.03.033>
- Patnaik, S. (2020). Emissions permit allocation and strategic firm behavior: Evidence from the oil sector in the European Union emissions trading scheme. *Business Strategy and the Environment*, 29, 976–995. <https://doi.org/10.1002/bse.2411>
- Qi, C. C., Wang, Q. S., Ma, X. T., Ye, L. P., Yang, D. L., & Hong, J. L. (2018). Inventory, environmental impact, and economic burden of GHG emission at the city level: Case study of Jinan, China. *Journal of Cleaner Production*, 192, 236–243. <https://doi.org/10.1016/j.jclepro.2018.04.259>
- Qian, W., Horisch, J., & Schaltegger, S. (2018). Environmental management accounting and its effects on carbon management and disclosure quality. *Journal of Cleaner Production*, 174, 1608–1619. <https://doi.org/10.1016/j.jclepro.2017.11.092>
- Qian, W., Suryani, A. W., & Xing, K. (2020). Does carbon performance matter to market returns during climate policy changes? Evidence from Australia. *Journal of Cleaner Production*, 259, 121040. <https://doi.org/10.1016/j.jclepro.2020.121040>
- Reid, E. M., & Toffel, M. W. (2009). Responding to public and private politics: Corporate disclosures of climate change strategies. *Strategic Management Journal*, 30, 1157–1178. <https://doi.org/10.1002/smj.796>
- Rietbergen, M. G., van Rheede, A., & Blok, K. (2015). The target-setting process in the CO₂ performance ladder: Does it lead to ambitious goals for carbon dioxide emission reduction? *Journal of Cleaner Production*, 103, 549–561. <https://doi.org/10.1016/j.jclepro.2014.09.046>
- Robinson, O., Kemp, S., & Williams, I. (2015). Carbon management at universities: A reality check. *Journal of Cleaner Production*, 106, 109–118. <https://doi.org/10.1016/j.jclepro.2014.06.095>
- Robinson, O. J., Tewkesbury, A., Kemp, S., & Williams, I. D. (2018). Towards a universal carbon footprint standard: A case study of carbon management at universities. *Journal of Cleaner Production*, 172, 4435–4455. <https://doi.org/10.1016/j.jclepro.2017.02.147>
- Rousseau, D., Manning, J., Denyer, D., 2008. 11 Evidence in management and organizational science: Assembling the field's full weight of scientific knowledge through syntheses. *Academy of Management Annals*, 2, 475–515. <https://doi.org/10.5465/19416520802211651>
- Sakhel, A. (2017). Corporate climate risk management: Are European companies prepared? *Journal of Cleaner Production*, 165, 103–118. <https://doi.org/10.1016/j.jclepro.2017.07.056>
- Schaedler, L., Graf-Vlachy, L., & König, A. (2022). Strategic leadership in organizational crises: A review and research agenda. *Long Range Planning*, 55, 102156. <https://doi.org/10.1016/j.lrp.2021.102156>
- Scholten, B., & Kleinsmann, R. (2011). Incentives for subcontractors to adopt CO₂ emission reporting and reduction techniques. *Energy Policy*, 39, 1877–1883. <https://doi.org/10.1016/j.enpol.2011.01.032>
- Seles, B., Jabbour, A., Jabbour, C. J. C., Fiorini, P. D., Mohd-Yusoff, Y., & Thome, A. M. T. (2018). Business opportunities and challenges as the two sides of the climate change: Corporate responses and potential implications for big data management towards a low carbon society. *Journal of Cleaner Production*, 189, 763–774. <https://doi.org/10.1016/j.jclepro.2018.04.113>
- Shahgholian, A. (2019). Unpacking the relationship between environmental profile and financial profile; literature review toward methodological best practice. *Journal of Cleaner Production*, 233, 181–196. <https://doi.org/10.1016/j.jclepro.2019.05.365>
- Sudmant, A., Gouldson, A., Millward-Hopkins, J., Scott, K., & Barrett, J. (2018). Producer cities and consumer cities: Using production- and consumption-based carbon accounts to guide climate action in China, the UK, and the US. *Journal of Cleaner Production*, 176, 654–662. <https://doi.org/10.1016/j.jclepro.2017.12.139>
- Sullivan, R., & Gouldson, A. (2017). The governance of corporate responses to climate change: An international comparison. *Business Strategy and the Environment*, 26, 413–425. <https://doi.org/10.1002/bse.1925>
- Sun, L., Kaufman, M. F., Sirk, E. A., Durga, S., Mahowald, N. M., & You, F. (2022). COVID-19 impact on an academic Institution's greenhouse gas inventory: The case of Cornell University. *Journal of Cleaner Production*, 363, 132440. <https://doi.org/10.1016/j.jclepro.2022.132440>
- Sykes, A. J., Topp, C. F. E., & Rees, R. M. (2019). Understanding uncertainty in the carbon footprint of beef production. *Journal of Cleaner Production*, 234, 423–435. <https://doi.org/10.1016/j.jclepro.2019.06.171>
- Takayabu, H., Kagawa, S., Fujii, H., Managi, S., & Eguchi, S. (2019). Impacts of productive efficiency improvement in the global metal industry on CO₂ emissions. *Journal of Environmental Management*, 248, 109261. <https://doi.org/10.1016/j.jenvman.2019.109261>
- Talbot, D., & Boiral, O. (2013). Can we trust corporates GHG inventories? An investigation among Canada's large final emitters. *Energy Policy*, 63, 1075–1085. <https://doi.org/10.1016/j.enpol.2013.09.054>
- Tang, S., & Demeritt, D. (2018). Climate change and mandatory carbon reporting: Impacts on business process and performance. *Business*

- Strategy and the Environment*, 27, 437–455. <https://doi.org/10.1002/bse.1985>
- Tidy, M., Wang, X. J., & Hall, M. (2016). The role of supplier relationship management in reducing greenhouse gas emissions from food supply chains: Supplier engagement in the UK supermarket sector. *Journal of Cleaner Production*, 112, 3294–3305. <https://doi.org/10.1016/j.jclepro.2015.10.065>
- Tuesta, Y. N., Soler, C. C., & Feliu, V. R. (2021). Carbon management accounting and financial performance: Evidence from the European Union emission trading system. *Business Strategy and the Environment*, 30, 1270–1282. <https://doi.org/10.1002/bse.2683>
- Vasquez, L., Iriarte, A., Almeida, M., & Villalobos, P. (2015). Evaluation of greenhouse gas emissions and proposals for their reduction at a university campus in Chile. *Journal of Cleaner Production*, 108, 924–930. <https://doi.org/10.1016/j.jclepro.2015.06.073>
- Velte, P., Stawinoga, M., & Lueg, R. (2020). Carbon performance and disclosure: A systematic review of governance-related determinants and financial consequences. *Journal of Cleaner Production*, 254, 120063. <https://doi.org/10.1016/j.jclepro.2020.120063>
- Villalba, G., Tarnay, L., Campbell, E., & Gabarrell, X. (2013). A life-cycle carbon footprint of Yosemite National Park. *Energy Policy*, 62, 1336–1343. <https://doi.org/10.1016/j.enpol.2013.07.024>
- Villena, V. H., & Dhanorkar, S. (2020). How institutional pressures and managerial incentives elicit carbon transparency in global supply chains. *Journal of Operations Management*, 66, 697–734. <https://doi.org/10.1002/joom.1088>
- Webster, J., & Watson, R. T. (2002). Analyzing the past to prepare for the future: Writing a literature review. *MIS Quarterly*, 26, xiii–xxiii.
- Wedari, L. K., Jubb, C., & Moradi-Motlagh, A. (2021). Corporate climate-related voluntary disclosures: Does potential greenwash exist among Australian high emitters reports? *Business Strategy and the Environment*, 30, 3721–3739. <https://doi.org/10.1002/bse.2836>
- Wedari, L. K., Moradi-Motlagh, A., & Jubb, C. (2022). The moderating effect of innovation on the relationship between environmental and financial performance: Evidence from high emitters in Australia. *Business Strategy and the Environment*, 32, 654–672. <https://doi.org/10.1002/bse.3167>
- Wegener, M., Labelle, R., & Jerman, L. (2019). Unpacking carbon accounting numbers: A study of the commensurability and comparability of corporate greenhouse gas emission disclosures. *Journal of Cleaner Production*, 211, 652–664. <https://doi.org/10.1016/j.jclepro.2018.11.156>
- Wei, W. D., Zhang, P. F., Yao, M. T., Xue, M., Miao, J. W., Liu, B., & Wang, F. (2020). Multi-scope electricity-related carbon emissions accounting: A case study of Shanghai. *Journal of Cleaner Production*, 252, 119789. <https://doi.org/10.1016/j.jclepro.2019.119789>
- Weinhofer, G., & Busch, T. (2013). Corporate strategies for managing climate risks. *Business Strategy and the Environment*, 22, 121–144. <https://doi.org/10.1002/bse.1744>
- Weinhofer, G., & Hoffmann, V. H. (2010). Mitigating climate change—How do corporate strategies differ? *Business Strategy and the Environment*, 19, 77–89.
- Wiedmann, T., Chen, G. W., Owen, A., Lenzen, M., Doust, M., Barrett, J., & Steele, K. (2021). Three-scope carbon emission inventories of global cities. *Journal of Industrial Ecology*, 25, 735–750. <https://doi.org/10.1111/jiec.13063>
- Wu, X. C., Priyadarsini, R., & Eang, L. S. (2010). Benchmarking energy use and greenhouse gas emissions in Singapore's hotel industry. *Energy Policy*, 38, 4520–4527. <https://doi.org/10.1016/j.enpol.2010.04.006>
- Yu, E. P. Y., Tanda, A., Luu, B. V., & Chai, D. I. H. (2021). Environmental transparency and investors' risk perception: Cross-country evidence on multinational corporations' sustainability practices and cost of equity. *Business Strategy and the Environment*, 30, 3975–4000. <https://doi.org/10.1002/bse.2852>
- Yu, X., Zheng, H. R., Sun, L., & Shan, Y. L. (2020). An emissions accounting framework for industrial parks in China. *Journal of Cleaner Production*, 244, 118712. <https://doi.org/10.1016/j.jclepro.2019.118712>
- Yu, X. L., Shi, J. W., Wan, K., & Chang, T. Y. (2022). Carbon trading market policies and corporate environmental performance in China. *Journal of Cleaner Production*, 371, 133683. <https://doi.org/10.1016/j.jclepro.2022.133683>
- Zhang, J. Z., Liu, Y., Zhou, M. F., Chen, B. Y., Liu, Y. W., Cheng, B. D., Xue, J. J., & Zhang, W. (2022). Regulatory effect of improving environmental information disclosure under environmental tax in China: From the perspectives of temporal and industrial heterogeneity. *Energy Policy*, 164, 112760. <https://doi.org/10.1016/j.enpol.2021.112760>
- Zhang, Y. L., Gu, L. Y., & Guo, X. (2020). Carbon audit evaluation system and its application in the iron and steel enterprises in China. *Journal of Cleaner Production*, 248, 119204. <https://doi.org/10.1016/j.jclepro.2019.119204>
- Zhou, Z. F., Zhang, T., Wen, K., Zeng, H. X., & Chen, X. H. (2018). Carbon risk, cost of debt financing and the moderation effect of media attention: Evidence from Chinese companies operating in high-carbon industries. *Business Strategy and the Environment*, 27, 1131–1144. <https://doi.org/10.1002/bse.2056>

SUPPORTING INFORMATION

Additional supporting information can be found online in the Supporting Information section at the end of this article.

How to cite this article: Hettler, M., & Graf-Vlachy, L. (2024). Corporate scope 3 carbon emission reporting as an enabler of supply chain decarbonization: A systematic review and comprehensive research agenda. *Business Strategy and the Environment*, 33(2), 263–282. <https://doi.org/10.1002/bse.3486>