

Fernández-Villaverde, Jesús; Schilling, Linda; Uhlig, Harald

Working Paper

Central bank digital currency: When price and bank stability collide

ECB Working Paper, No. 2888

Provided in Cooperation with:

European Central Bank (ECB)

Suggested Citation: Fernández-Villaverde, Jesús; Schilling, Linda; Uhlig, Harald (2024) : Central bank digital currency: When price and bank stability collide, ECB Working Paper, No. 2888, ISBN 978-92-899-6368-8, European Central Bank (ECB), Frankfurt a. M., <https://doi.org/10.2866/92919>

This Version is available at:

<https://hdl.handle.net/10419/297328>

Standard-Nutzungsbedingungen:

Die Dokumente auf EconStor dürfen zu eigenen wissenschaftlichen Zwecken und zum Privatgebrauch gespeichert und kopiert werden.

Sie dürfen die Dokumente nicht für öffentliche oder kommerzielle Zwecke vervielfältigen, öffentlich ausstellen, öffentlich zugänglich machen, vertreiben oder anderweitig nutzen.

Sofern die Verfasser die Dokumente unter Open-Content-Lizenzen (insbesondere CC-Lizenzen) zur Verfügung gestellt haben sollten, gelten abweichend von diesen Nutzungsbedingungen die in der dort genannten Lizenz gewährten Nutzungsrechte.

Terms of use:

Documents in EconStor may be saved and copied for your personal and scholarly purposes.

You are not to copy documents for public or commercial purposes, to exhibit the documents publicly, to make them publicly available on the internet, or to distribute or otherwise use the documents in public.

If the documents have been made available under an Open Content Licence (especially Creative Commons Licences), you may exercise further usage rights as specified in the indicated licence.



EUROPEAN CENTRAL BANK

EUROSYSTEM

Working Paper Series

Jesús Fernández-Villaverde, Linda Schilling,
Harald Uhlig

Central Bank Digital Currency: when price and bank stability collide

ECB – Lamfalussy
Fellowship Programme

No 2888

Disclaimer: This paper should not be reported as representing the views of the European Central Bank (ECB). The views expressed are those of the authors and do not necessarily reflect those of the ECB.

ECB Lamfalussy Fellowship Programme

This paper has been produced under the ECB Lamfalussy Fellowship programme. This programme was launched in 2003 in the context of the ECB-CFS Research Network on “Capital Markets and Financial Integration in Europe”. It aims at stimulating high-quality research on the structure, integration and performance of the European financial system.

The Fellowship programme is named after Baron Alexandre Lamfalussy, the first President of the European Monetary Institute. Mr Lamfalussy is one of the leading central bankers of his time and one of the main supporters of a single capital market within the European Union.

Each year the programme sponsors five young scholars conducting a research project in the priority areas of the Network. The Lamfalussy Fellows and their projects are chosen by a selection committee composed of Eurosystem experts and academic scholars. Further information about the Network can be found at <http://www.eufinancial-system.org> and about the Fellowship programme under the menu point “fellowships”.

Abstract

This paper shows the existence of a central bank trilemma. When a central bank is involved in financial intermediation, either directly through a central bank digital currency (CBDC) or indirectly through other policy instruments, it can only achieve at most two of three objectives: a socially efficient allocation, financial stability (i.e., absence of runs), and price stability. In particular, a commitment to price stability can cause a run on the central bank. Implementation of the socially optimal allocation requires a commitment to inflation. We illustrate this idea through a nominal version of the [Diamond and Dybvig \(1983\)](#) model. Our perspective may be particularly appropriate when CBDCs are introduced on a wide scale.

Keywords: CBDC, currency crises, monetary policy, bank runs, spending runs, financial intermediation, central bank digital currency, inflation targeting

JEL classifications: E58, G21.

Non-technical Summary

Several central banks and policy-making institutions worldwide are considering the implementation of a central bank digital currency (CBDC). One version of a CBDC that is commonly discussed is an 'account-based CBDC', meaning the central bank offers demand-deposit accounts that allow citizens a 24×7 access to the central bank's balance sheet. This paper aims to reveal and discuss possible conflicts of interest that arise if a central bank starts offering an account-based CBDC.

Since in the real world, a CBDC is not yet in place, the paper is purely theoretical, and uses methods of microeconomic theory. For the analysis, the paper draws on the existing literature on coordination games and self-fulfilling beliefs. The model features a continuum of small depositors who can invest in demand-deposits with the central bank. The central bank is the monopolistic issuer of nominal CBDC and, in the benchmark model, the monopolistic provider of deposits. Depositors who invest with the central bank hand over their real endowment and receive a nominal CBDC account in return. The central bank pools all her depositors' endowments and invests them in a real, illiquid long-term investment technology. For providing consumption to her depositors, the central bank needs to decide on how much of the investment technology to liquidate. More liquidations increase the good's supply today at the expense of the good's supply tomorrow.

When offering interest-paying demand-deposit contracts to citizens for investing in the real economy, the central bank enters the classic business of commercial banking and becomes a financial intermediary. Because deposit withdrawals are possible on demand, the central bank conducts maturity transformation when investing in long-term, illiquid assets. We believe that such central bank long-term investment already takes place in the context of Quantitative Easing and might be further intensified in the future since the European Central Bank may start following a green investment policy. Financial intermediators that conduct maturity transformation are exposed to runs. Moreover, the question of socially optimal interest rates on short-term and long-term deposit investment arises (risk-sharing). The paper, therefore, analyses how the central bank's classic price stability objective can be attained while also aiming to offer optimal risk-sharing and resilience against runs. Here, a central bank run does not necessarily mean that the central bank runs out of nominal CBDC for repaying depositors. Since the central bank controls the money supply, she can always deliver on her nominal obligation. Instead, a central bank run can manifest itself in the form of a run on the price level, i.e., high nominal CBDC spending because of expectations of hyperinflation.

As the main finding of the paper, we show that all three goals can never be attained at the same time. We, therefore, term this impossibility result the 'central bank Trilemma'. In particular, we show that the central bank can offer optimal risk-sharing while deterring central bank runs only by credibly threatening with inflation, that is, by giving up her third objective. We believe that our results are highly policy-relevant when contemplating the introduction of a CBDC. According to our analysis, the simultaneous, sure implementation of full price stability and optimal risk-sharing contracts is impossible. Moreover, central bank runs or the required inflation threat to deter such runs may undermine trust in the institution of the central bank. We further show that a similar result holds in a decentralized economy where banks and firms finance respectively run the real economy, and where nominal deposit accounts take the role of a CBDC.

For the economic mechanism behind the result, the central bank exploits that contracts are nominal while her investment is real. In the benchmark model, the central bank is the

sole investor in the real production technology and, therefore, fully controls the supply of goods via her investment liquidation policy. Among the CBDC investors, there are 'impatient' types that have to consume early, and 'patient' investor types that can spend CBDC strategically early on consumption goods if they believe that the quantity of real goods that a given amount of CBDC can buy early exceeds the quantity of goods they can buy when spending CBDC late. For attaining optimal risk-sharing, the central bank needs to maximize real long-term investment while also offering optimal consumption levels to investors who have to consume early. By liquidating a sufficiently large share of investment, the central bank can meet the consumption needs of all impatient investors. But an issue arises if also patient investors go shopping for goods early using their CBDC balances. Since the asset is illiquid, the central bank cannot offer the short optimal consumption level to all CBDC investors. The central bank, therefore, has to deter patient investors from spending CBDC early but cannot observe investor types. The central bank achieves her goal by liquidating a sufficiently small share of the asset so that a patient investor can buy more consumption when postponing shopping to a later date. That is, the central bank makes sure that patient investors would regret spending CBDC early. The central bank's threat to shorten the goods' supply conditional on high CBDC spending is equivalent to an inflation threat. The threat has to be credible to work. If the threat is credible, high CBDC spending by patient investors ('central bank run') does not arise, and the inflation threat never has to be implemented (only off the equilibrium path).

1 Introduction

Diamond and Dybvig (1983) (DD hereafter) taught us that implementing the social optimum via banks' financial intermediation comes at the cost of making banks prone to runs. This dilemma becomes a trilemma when a central bank with a price stability objective acts as the intermediary in the financial market by offering nominal savings accounts to households, e.g., a central bank digital currency (CBDC). A central bank concerned with price stability is exposed to the risk of spending runs and their associated inflations. Our main result is to show that a central bank involved in financial intermediation (directly or indirectly) that wishes to concurrently achieve a socially efficient allocation, financial stability (i.e., absence of runs), and price stability will see its desires foiled.¹ Sadly, a central bank can only realize two of the three goals at a time. We call this phenomenon the central banking trilemma.

To make this point, we build a nominal version of DD with a central bank and strategic agents. The central bank issues money in $t = 0$ to purchase goods from agents and invest them in illiquid, real long-term projects. In $t = 1$, the central bank sees the fraction of agents wishing to purchase goods and liquidates a share of its projects to create supply. The agents draw on their nominal central bank accounts to purchase goods for consumption and prices clear markets.

In our environment, the deposit withdrawals in DD become spending decisions and a “bank run” a “spending run.” Excessive spending (i.e., more spending than in the social optimum) is a run on the central bank in all but name. When prices adjust flexibly, we characterize run-detering liquidation policies that prevent excessive spending ex-ante. These policies require a guaranteed positive real return on nominal deposits and a credible commitment to sufficiently low asset liquidation, irrespective of demand because liquidation is costly. Put differently, run-deterrence requires the central bank's credible threat to tolerate off-equilibrium price increases in $t = 1$ compared to the desired level (trilemma, part I), creating a time-consistency problem for a central bank that also cares about price stability. With a sufficiently strong price stability objective, a time-consistent policy avoids runs

¹These three objectives are enshrined in legal instruments like the Federal Reserve's 1977 “dual mandate” in the U.S. or Article 127 of the *Treaty on the Functioning of the European Union* regulating the ECB.

only at the expense of an inefficient no-run allocation (trilemma, part II) or implements the efficient solution but faces the possibility of a run equilibrium, i.e., financial instability (trilemma, part III). The latter arises because keeping prices stable when a high fraction of agents spend in $t = 1$ means that the central bank will run out of goods in $t = 2$.

The challenges pointed out by DD do not disappear even in the extreme case where the central bank runs the entire financial system through a CBDC.² The central bank has the unenviable choice to either let prices move away from their desired level or liquidate long-term investments, risking a run. These trade-offs are particularly transparent in our benchmark economy with a consolidated central bank. Section 6 shows that these trade-offs also exist in decentralized economies with competitive firms and banks and households holding cash or nominal deposits at private banks. In such an environment, the central bank indirectly enforces a given price level or liquidation policy by granting loans to firms via banks and charging penalty rates whenever the firms or banks fail to meet loan repayments due to deviations from the announced policy.

In relation to the literature, we follow Skeie (2008), Allen et al. (2014) (ACG hereafter), and Andolfatto et al. (2020) by building a nominal version of DD. Skeie (2008) is closest to our setup. He shows the impossibility of a DD-style run when banks offer nominal contracts and goods prices are flexible. However, he does not consider a central bank with a price stability or optimality objective. ACG study the implementation of optimal allocations under flexible prices where firms react to prices via their supply. However, in ACG, the liquidation of illiquid firm assets is ruled out, which deters inflation in equilibrium. Unlike ACG, we study how implementing optimal allocations hampers the central bank's price stability objective and vice versa in a framework where liquidating illiquid assets is possible. Also, we show how the design of interest rates on central bank loans can deter runs ex ante and implement the optimum in dominant strategies. ACG study a representative firm whereas our firms are strategic with one another. In comparison to Andolfatto et al. (2020), we abstract from the role of money as a fundamental means of exchange. As in Green and

²Fernández-Villaverde et al. (2020) show that a CBDC offered by the central bank may be such an attractive alternative to private bank deposits that the central bank becomes a deposit monopolist and the financial intermediary of the economy (in fact, that is the stated goal of some proponents of CBDCs).

Lin (2003), we demonstrate that the efficient allocation can be implemented in dominant strategies when the bank can condition the allocations on the number of agents seeking to spend in $t = 1$, but we use nominal contracts. Like Ennis and Keister (2009), we study the depositors' incentives to spend and issues of efficiency once a run takes place, but we employ nominal instead of real demand-deposit contracts, giving the central bank an additional tool—the price level—to prevent runs.

Our paper contributes to the study of CBDCs; see the survey by Infante et al. (2022). We differ from this literature by paying particular attention to the central bank's trade-off between efficiency, financial stability, and price stability when CBDCs have eroded the deposit base at private banks. Barlevy et al. (2022) expand our analysis by showing that lending of last resort is possible without creating inflation.

Finally, our paper is related to the literature on self-fulfilling currency crises: a currency crisis is a form of a run on a central bank. As in Obstfeld (1984, 1996), multiple equilibria can arise due to self-fulfilling expectations of rationally behaving agents. In Obstfeld (1996), a government holds foreign reserves to defend an exchange rate peg or needs to give it up. Analogously, our central bank can respond to shocks by liquidating real investments or devaluing its currency. The latter can be seen as akin to repudiating a nominal government obligation as in Calvo (1988). Similar to Velasco (1996), the central bank can deter the run on currency by credibly committing to abandon the peg whenever output is threatened in the short run. The novelty of our analysis is its focus on the maturity-transforming role of the central bank. Price stabilization via liquidation is costly because premature liquidation increases output today at the expense of reducing output tomorrow. Due to this liquidation externality, short-term inflation can be socially optimal as an off-equilibrium threat to deter speculation against the real value of the currency.

2 The model

There are three periods $t = 0, 1, 2$, and no discounting. There is a $[0, 1]$ -continuum of agents, each endowed with 1 unit of a consumption good in $t = 0$. Agents are symmetric at $t = 0$

but can be subject to a shock in $t = 1$, turning an agent impatient with probability $\lambda \in (0, 1)$ or staying patient. The agent's type is private information and random and independently drawn at the beginning of $t = 1$. By a law of large numbers, λ is also the deterministic share of impatient agents in the economy.

Let $x_t \geq 0$ represent goods consumed by an agent $j \in [0, 1]$ at t . Preferences for agent j are $U(x_1, x_2) = u(x_1)$ if j is impatient and $U(x_1, x_2) = u(x_2)$ if j is patient. The function $u(\cdot) \in \mathbb{R}$ is strictly increasing, strictly concave, and continuously differentiable for all $x > 0$. Also, $-x \cdot u''(x)/u'(x) > 1$, for all $x > 1$.

There exists a long-term, illiquid production technology in the economy. For each unit of the good invested in $t = 0$, liquidation yields either 1 unit at $t = 1$ or $R > 1$ units at $t = 2$. Partial liquidation is possible. Additionally, there is a goods storage technology between $t = 1$ and $t = 2$, yielding 1 unit of the good in $t = 2$ for each unit invested in $t = 1$.³

Optimal risk sharing. Consider a social planner that collects and invests the agents' aggregate endowment in the long-term technology to maximize their ex-ante expected utility, $W = \lambda u(x_1) + (1 - \lambda)u(x_2)$, by choosing (x_1, x_2) , subject to the feasibility constraint $\lambda x_1 \leq 1$ and the resource constraint $(1 - \lambda)x_2 \leq R(1 - \lambda x_1)$. We call W the **allocative welfare** to distinguish it from the broader objective in equation (6), where additional price stability considerations are included. From DD, the optimal allocation (x_1^*, x_2^*) must satisfy the interior first-order condition $u'(x_1^*) = Ru'(x_2^*)$ and the resource constraint $R(1 - \lambda x_1^*) = (1 - \lambda)x_2^*$, yielding $x_1^* < x_2^*$, $x_1^* > 1$, and $x_2^* < R$.

DD show that a bank offering a real demand-deposit contract (i.e., a contract that promises to pay out goods in future periods) can implement the efficient allocation. Due to a maturity mismatch between real long-term investment and real deposit liabilities, the DD environment also features a bank-run equilibrium under which the social optimum is only implemented if a suspension of convertibility or real deposit insurance is in place.

A central message of our paper is that a central bank can always implement the efficient allocation above when using nominal instead of real demand deposits, even without

³Our model is equivalent to DD, where storage between $t = 1$ and $t = 2$ does not exist, but where patient agents can also consume in $t = 1$.

suspension or insurance in place. The reason is that the central bank can set the price level, thereby controlling the wedge between real long-term investment and nominal deposit liabilities. However, this accomplishment comes at the cost of price-level stability. To develop these arguments, we must first introduce a central bank.

The central bank. In our benchmark model, we consider a consolidated central bank that aggregates different roles: it creates liquidity for depositors, finances real projects, and targets price stability. We abstract from private banks and firms because as in the classic papers by Calvo (1988), Obstfeld (1996), and Velasco (1996), it simplifies the analysis and makes the main economic mechanism more transparent.⁴ Nonetheless, Section 6 shows that our mechanism works equivalently in a decentralized economy with private banks offering nominal deposit contracts and firms running the real economy, and Section 7 discusses the equivalence between nominal demand deposits at private banks vs. CBDC vs. cash. More precisely, our central bank offers agents nominal, interest-bearing demand-deposit contracts. A straightforward interpretation of this deposit is as a CBDC.

To pin down the tools of the central bank, we define its policy as follows:

Definition 1. *A central bank policy is a triple $(M, y(\cdot), i(\cdot))$, where M is the money supply in $t = 0$, $y : [0, 1] \rightarrow (0, 1]$ is the central bank's liquidation policy and $i : [0, 1] \rightarrow [-1, \infty)$ is the nominal interest rate paid on deposits between $t = 1$ and $t = 2$ for every possible spending level $n \in [0, 1]$.*

At $t = 0$, the central bank sets and commits to a policy $(M, y(\cdot), i(\cdot))$. The policy is common knowledge in $t = 0$. Then, the central bank creates a zero-balance account for each agent in the economy. All agents sell their unit endowment of the good to the central bank in exchange for $P_0 > 0$ dollars, credited to that agent's deposit account. The nominal contract with the central bank promises P_0 nominal units if the agent decides to spend in $t = 1$ and

⁴Also, the literature worries that financial disintermediation induced by a CBDC may be harmful because private banks are more skillful at investment than central banks. We show that a CBDC triggers a conflict between preventing runs and maintaining price stability, even if the central bank is as skilled as private banks.

offers $P_0(1 + i(n))$ units if the agent decides to spend in $t = 2$.⁵ The agents cannot store or consume the good by themselves at $t = 0$. Thus, $M = \int_{[0,1]} P_0 di = P_0$. The central bank invests all goods in the long-term production technology.

At $t = 1$, before making the spending decision, all agents privately observe their type and simultaneously decide whether to spend their balances in $t = 1$ or roll them over to spend on goods in $t = 2$. Impatient types only care for consumption in $t = 1$, whereas patient types only care for late consumption but can spend nominal units early in $t = 1$ and store them privately until $t = 2$. Let $n \in [0, 1]$ be the endogenous share of agents that spend money on goods in $t = 1$. To allow consumption, the central bank opens a centralized goods market to all agents, offering goods for sale by (partially) liquidating the long-term production technology. More concretely, the central bank observes the measure of spenders, n , liquidates a fraction $y = y(n)$ of the long-term technology at value one, and sells the resulting goods at the market-clearing unit price $P_1(n)$ to the agents against money. Because the agents' types are unobservable, the central bank cannot refuse to sell goods to a patient agent. We restrict attention to strictly positive liquidation policies $y(\cdot) > 0$ to rule out equilibria where impatient agents do not spend dollars early, since there are no goods to purchase. While an agent does not know aggregate spending n when making her spending decision, the agent knows the provision of goods for every possible n . For simplicity, we assume that an agent spends all of her balances or none. Also, agents cannot hold negative deposit balances. Given n , the central bank sets the nominal interest rate $i = i(n)$ according to its announced policy in $t = 0$. Each dollar held at the end of $t = 1$ turns into $1 + i(n)$ dollars at the beginning of $t = 2$. Since agents cannot hold negative balances, $i(n) \geq -1$.

In $t = 2$, the remaining investment matures, and the central bank supplies $R(1 - y(n))$ units of goods in exchange for the unspent money balances (we assume no free disposal). Each depositor who rolled over has $(1 + i(n))P_0$ dollars to spend on goods at a market-clearing price $P_2(n)$. The market-clearing conditions on (P_1, P_2) are $nP_0 = P_1 \cdot y(n)$ and

⁵Introducing a nominal interest rate between $t = 0$ and $t = 1$ does not change any results, which is why we set it to zero. Also, unlike a nominal deposit contract with a private bank, the central bank controls the money supply and can always deliver on these nominal units. Our mechanism is not steered via scarcity of money but through scarcity of the consumption good in the market.

$(1 - n)(1 + i(n))P_0 = P_2R(1 - y(n))$, which are just the quantity theory equations for each period ($MV = P_1y$, where velocity on unspent dollars is zero and velocity of spent dollars is one). A higher interest rate $i(n)$ induces a higher nominal monetary supply in t_2 and causes a higher price level P_2 when n and $y(n)$ remain unchanged, a “Fisherian” effect.

Implied real deposit contract. Patient agents have no consumption needs in $t = 1$. Because there is storage, a patient agent can strategically spend early or late. To make that decision, she compares the real allocation she can afford when spending her nominal balances early vs. late. The real value of the balances, x_t , in each period equals:

$$x_1 = \frac{P_0}{P_1(n)} \quad x_2 = \begin{cases} \frac{(1+i(n))P_0}{P_2(n)}, & P_2 < \infty \\ 0, & P_2 = \infty. \end{cases} \quad (1)$$

With the market-clearing conditions, we get the alternative formulae:

$$x_1(n) = \begin{cases} \frac{y(n)}{n}, & n > 0 \\ \infty, & n = 0 \end{cases} \quad x_2(n) = \begin{cases} \frac{1-y(n)}{1-n}R, & n < 1 \\ 0, & n = 1, y(n) = 1 \\ \infty, & n = 1, y(n) < 1. \end{cases} \quad (2)$$

That is, for a given n , the central bank sets the real value of the dollar in $t = 1, 2$ through its liquidation policy. Because all agents spending dollars in the same period have the same nominal expenses, the available goods are also allocated equally among all spending agents.⁶ For now, the central bank is fully committed to carrying through with its policy $(M, y(\cdot), i(\cdot))$, regardless of the implications for (P_1, P_2) .

Definition 2. An **equilibrium** consists of a central bank policy $(M, y(\cdot), i(\cdot))$, aggregate spending behavior $n \in [0, 1]$, and price levels (P_1, P_2) such that:

(i) The spending decision of each agent is optimal given aggregate spending decisions n , the announced policy $(M, y(\cdot), i(\cdot))$, and the price levels (P_1, P_2) .

(ii) Given aggregate spending n , the central bank provides $y(n)$ goods and sets the nominal interest rate $i(n)$; given $(n, y(n), M)$, the price level P_1 clears the market in $t = 1$; and given

⁶These equations remain intuitive even if $y(n) = 0$ or $y(n) = 1$. Thus, we assume that they continue to hold despite one of the price levels being potentially ill-defined or infinite.

$(n, y(n), i(n), M)$, P_2 clears the market in $t = 2$.

This equilibrium concept allows the price levels (P_1, P_2) to flexibly adjust to the aggregate spending realization and the announced central bank policy:

$$P_1(n) = \frac{nP_0}{y(n)} \quad P_2(n) = \begin{cases} \frac{(1-n)(1+i(n))P_0}{R(1-y(n))}, & y(n) < 1 \\ \infty, & y(n) = 1, n < 1 \\ \in [0, \infty], & y(n) = 1, n = 1. \end{cases} \quad (3)$$

When $y(n) = 1$, $n < 1$, the supply of goods in $t = 2$ is zero while demand for goods exists. When $y(n) = 1$, $n = 1$, the supply and the demand for goods in $t = 2$ are zero. Define inflation as $\tau_1(n) \equiv P_1(n)/P_0$ and $\tau_2(n) \equiv P_2(n)/P_1(n)$ whenever possible.

The price levels $(P_1(n), P_2(n))$ are intertwined via the central bank liquidation policy $y(n)$.⁷ Marginally higher liquidation in $t = 1$ lowers $P_1(n)$ at the expense of lower output and a higher price level in $t = 2$, assuming that n does not move much. As we show next, changes in liquidation affect agents' aggregate spending behavior and prices.

3 Central bank runs and optimal allocations

Agents only care for consumption and not money. Given n , it is optimal for a patient agent to spend her balances in $t = 1$ if she believes that the central bank's policy implies a higher real value of the dollar balances in $t = 1$, than in $t = 2$, $x_1(n) \geq x_2(n)$, storing the purchased goods in private for consumption in $t = 2$. It is optimal to roll over if $x_1(n) \leq x_2(n)$. Since $x_1(n) > 0$ for all n , spending is always optimal for an impatient agent so that every equilibrium features $n \geq \lambda$.⁸

Definition 3 (Central bank run). *A run on the central bank occurs if some patient agents spend in $t = 1$, i.e., $n > \lambda$.*

⁷A private bank, in contrast, takes P_1, P_2 as given, which together with n imply a unique liquidation $y(n, P_1)$. See Section 6 for the case with decentralized private banks.

⁸We restrict attention to pure strategy Nash equilibria in the depositors' coordination game. Hence, if $x_1(n) = x_2(n)$ and $\lambda < n < 1$, $n - \lambda$ of patient agents spend their dollars in $t = 1$, and the remaining $1 - n$ does not.

A nominal deposit does not rule out the possibility of a run on the central bank because a central bank run is not about the central bank running out of money; a central bank can produce as many additional dollars as it wants. Instead, a central bank run signals a lack of trust in the real value of money or the nominal deposit. In fact, a patient agent's optimal decision on whether to spend depends on the central bank's policy choices only through the real liquidation policy $y(\cdot)$ and not via the nominal policy tools M and $i(n)$; see below. In equilibrium, the aggregate spending behavior n has to be consistent with optimal individual choices. These considerations imply:

Lemma 3.1. *Given the central bank policy $(M, y(\cdot), i(\cdot))$,*

(i) *“No run,” $n = \lambda$, is an equilibrium if and only if $x_1(\lambda) \leq x_2(\lambda)$. “No run” is the unique equilibrium if and only if $x_1(n) < x_2(n)$ for all $n \in [\lambda, 1]$, implying $\tau_2(n) < 1 + i(n)$.*

(ii) *A central bank run, $n = 1$, is an equilibrium if and only if $x_1(1) \geq x_2(1)$.*

(iii) *A partial run $n \in (\lambda, 1)$ is an equilibrium iff patient agents are indifferent, $x_1(n) = x_2(n)$.*

All the (non-trivial) proofs are in Online Appendix A. The socially optimal allocation is determined by equation (2) as $(x_1^*, x_2^*) = \left(\frac{y^*}{\lambda}, \frac{R(1-y^*)}{1-\lambda} \right)$ with the socially optimal liquidation level $y^*(\lambda) = x_1^* \lambda \in (\lambda, 1]$ and implied optimal price levels $P_1^*(\lambda) = \frac{\lambda P_0}{y^*}$ and $P_2^*(\lambda) = \frac{(1-\lambda)(1+i(\lambda))P_0}{(1-y^*)R}$ and inflation $\tau_1^*(\lambda) = \frac{P_1^*(\lambda)}{P_0} = \frac{\lambda}{y^*} = \frac{1}{x^*}$, $\tau_2^*(\lambda) = \frac{P_2^*(\lambda)}{P_1^*(\lambda)}$.

Given the characterization in Lemma 3.1, “no run” $n = \lambda$ is the unique equilibrium of the coordination game if the central bank implements “spending late” as the dominant equilibrium strategy for patient agents. The central bank can deter runs by fine-tuning the real goods supply via its liquidation policy to the observed aggregate spending, i.e., by making liquidation decisions spending-contingent.

Definition 4. *We call a central bank's liquidation policy $y(\cdot)$ run-detering if it satisfies $y(n) < y^d(n)$ for all $n \in (\lambda, 1]$, where the **run-deterrence boundary** $y^d(n)$ equals:*

$$y^d(n) = \frac{nR}{1 + n(R - 1)}, \quad \text{for all } n \in (\lambda, 1].$$

The run-deterrence bound in Definition 4 captures the classic incentive-compatibility

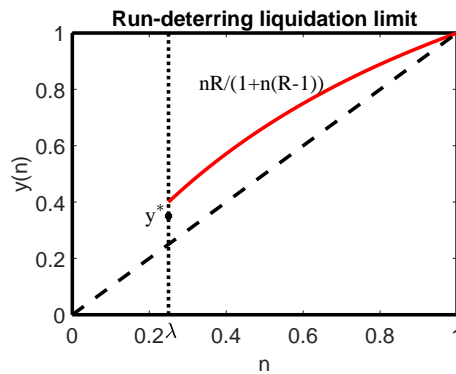


Figure 2: The red run-deterrence bound is an upper bound on liquidations as a function of n . For $n = \lambda$, the social optimum, y^* , is below the upper bound (here $\lambda = 0.25$).

constraint in the bank run literature: by committing to liquidate sufficiently little in case of a run, the central bank threatens to make early spending sub-optimal ex-post for all patient types, i.e., $x_1(n) < x_2(n)$ for every $n \in (\lambda, 1]$. Via this threat, the central bank steers the incentives of the patient agents toward spending late at $t = 2$. Since the depositors' and the central bank's expectations are rational and the central bank policy is announced in $t = 0$ with full commitment, the depositors correctly anticipate the real value of their balances that would follow every n . Thus, the announcement of a run-detering policy deters all patient agents from spending ex-ante, and a central bank run never occurs, $n^* = \lambda$. That is, a run-detering liquidation policy is an off-equilibrium threat that is never implemented in the unique equilibrium. Without this threat, central bank runs reoccur.

Implementing a run-detering policy is possible because the contracts between the central bank and the agents are nominal, investment is real, and the central bank controls the price level. In contrast, in the DD case, the real claims of the agents pin down the liquidation policy one-for-one for all possible spending, and, in the case of high spending, rationing must occur. Similarly, in the case of nominal contracts between a private bank and depositors, the private bank has to take the price level as given, which then again pins down the liquidation policy. Here, instead, the central bank determines the liquidation of investments in the long-term technology independently of nominal withdrawals because it does not need to take the price level as given. The central bank can, however, only control one variable. By setting the liquidation, the central bank determines the supply of goods and, for a given n , the price levels and, with them, a spending-contingent real rate of return on the demand deposits.

Thus, we get the first leg of our trilemma.

Given the optimal allocation $(x_1^*, x_2^*) = \left(\frac{y^*}{\lambda}, \frac{R(1-y^*)}{1-\lambda}\right)$ we infer:

Corollary 5 (Trilemma part I: No price stability). *Every central bank policy $(M, y(\cdot), i(\cdot))$, $n \in [0, 1]$ with $y(\lambda) = y^*$ and $y(n) < y^d(n)$, for all $n \in (\lambda, 1]$, deters central bank runs and implements the social optimum in dominant strategies. Such an “optimal run-detering policy” requires the following bounds on the price levels in $t = 1$ and $t = 2$,*

$$P_1(n) > b(n) \equiv \frac{P_0}{R}(1 + n(R - 1)), \quad P_2(n) < b(n)(1 + i(n)), \quad \text{for all } n \in (\lambda, 1]. \quad (4)$$

implying inflation bounds $\tau_1(n) > \frac{b(n)}{P_0}$ and $\tau_2(n) < (1 + i(n))$ for all $n \in (\lambda, 1]$.

Implementation of the optimum requires the deterrence of runs. But given that only impatient types spend, the central bank needs to liquidate enough assets to provide them with x_1^* . If such an optimal run-detering policy is credibly announced in $t = 0$, all agents have a dominant strategy to spend early if and only if an agent’s type is impatient. Thus, runs do not occur, and the social optimum is always achieved. That is, the threat of a strategic real supply shock enforced by the central bank in $t = 1$ causes a demand shock to spending that deters runs ex-ante. The implementation must, however, credibly sacrifice price stability. By condition (4), the more agents spend, the larger the required interim price level and inflation threat to deter runs. To deter high levels of early spending and ensure a positive real return on deposits, a high money supply must meet a low supply of goods so that, via market clearing, each good must have a high price.⁹

The requirement of a lower bound on the interim price level and thus inflation τ_1 for implementing the optimal allocation in dominant strategies is novel to the literature. ACG show that the optimal allocation can be implemented through revenue-maximizing firms and that equilibrium prices must follow deflation, $P_1 \geq P_2$, in particular, implying that prices can be stable between $t = 1$ and $t = 2$, $P_1 = P_2$. In their setting, the liquidation of illiquid assets, however, is not possible at a positive value. Here, though, we follow the

⁹It is impossible to avoid inflation by introducing a nominal interest rate between $t = 0$ and $t = 1$ unless the interest rate is spending-contingent and, thus, random in $t = 0$. See Section 5.

DD framework where long assets can be liquidated at a cost, allowing for a spontaneous, spending-contingent transfer of resources from $t = 2$ to $t = 1$. In contrast to ACG, optimality in our setting requires the additional constraint that the price level in $t = 1$ is large enough to deter runs. If that is the case, prices can again satisfy, $P_1 = P_2$ if the nominal interest rate on deposits is positive, $i > 0$. More generally, in contrast to ACG, deflation is not an equilibrium requirement here: the optimum can be implemented under inflation $P_1 \leq P_2$ if $i(\cdot) > 0$, causing $[b(n), b(n)(1 + i(n))]$ to be non-empty. Section 6 shows that our results remain true in an economy closer to ACG featuring firms that run the real economy and private banks that take deposits and make loans. There, in contrast to ACG, revenue-maximizing firms do not generically implement optimal allocations in response to market prices unless the central bank imposes penalty interest rates for non-repaid loans and for deviations of aggregate liquidation from the central bank's announced policy. Skeie (2008) also considers a nominal DD model, like ours, assuming that illiquid bank assets can be liquidated at a cost. He shows that flexible prices deter runs on nominal deposits altogether in the unique equilibrium. However, Skeie (2008) does not consider the implementation of optimal allocations.

Notice that multiple monetary policies implement the optimal allocation since the pair $(M, i(\cdot))$ is not uniquely pinned down. While the pair $(M, i(\cdot))$ does not affect depositors' incentives, it has an impact on prices through equation (3) and market clearing $M = P_0$.

We learned in DD that offering the optimal amount of risk sharing via demand-deposit contracts requires private banks to be prone to runs. Thus, a bad bank run equilibrium also exists. Our result takes this dilemma to the next level. A central bank equipped with the power to set price levels and control the real goods supply can implement optimal risk sharing in dominant strategies such that a bank run never occurs but only at the expense of price stability. More pointedly, $y^* < y^d(\lambda)$ holds, and the run-deterrence boundary $y^d(n)$ is increasing in n .¹⁰ Thus, the constant liquidation policy $y(n) \equiv y^*$, for all $n \in [0, 1]$

¹⁰Our result resembles Theorem 4 in Allen and Gale (1998) and has a similar intuition. In Allen and Gale (1998), a central bank lends to a representative bank an interest-free line of credit to dilute the claims of the early consumers so that they bear a share of the low returns to the risky asset. In their environment, private bank runs are required to achieve the optimal risk allocation.

implements optimal risk sharing in dominant strategies. However, there are infinitely many other run-detering liquidation policies; see Figure 2. Besides its simplicity, a constant liquidation policy is interesting since it is equivalent to the run-proof dividend policy in Jacklin (1987), which implements the social allocation with interim trade in equity shares. In other words, Jacklin (1987) features a special case of a run-detering policy. The policy also implements the same allocation as the suspension-of-convertibility option that excludes bank runs in DD. There is a key difference, though, between suspension and our liquidation policy. Suspension of convertibility requires the bank to stop paying customers who arrive after a fraction λ of agents have withdrawn their deposits. In our environment, there is no restriction on agents to spend their dollars in $t = 1$. Instead, the restriction of the supply of goods offered for trade against those dollars and the resulting change in the price level generate the incentives for patient agents to wait. This reasoning also implies that neither nominal deposit insurance nor a rise in the nominal interest rate will deter agents from running on the central bank. Only a commitment to a run-detering policy guarantees a positive real return on the demand deposit between $t = 1$ and $t = 2$.

4 The classic policy goal: Price-level targeting

In practice, the policy selection $(M, y(\cdot), i(\cdot))$ of a central bank is heavily influenced by a price stability legal mandate, such as those ruling the Federal Reserve System or the ECB. We now analyze how this mandate interacts with the role of the central bank in implementing the socially optimal allocation we characterized above. To the best of our knowledge, such an analysis is novel to the literature.

Full price stability. We start by imposing a strong form of the price stability objective.

Definition 6. *We call a central bank policy:*

(i) ***P_1 -stable at target level \bar{P}** , if $P_1(n) \equiv \bar{P}$ for all $n \in [\lambda, 1]$, implying a fixed inflation target $\tau_1(n) = \bar{P}/P_0$.*

(ii) ***Price-stable at target level \bar{P}** , if both prices are stable at a target \bar{P} , achieving*

$P_2(n) \equiv \bar{P} = P_1(n)$ for all $n \in [\lambda, 1)$, implying inflation targets $\tau_1(n) = \bar{P}/P_0$ and $\tau_2(n) = 1$.

The second price stability criterion is stronger, implying P_1 -stability at \bar{P} . Our definition treats price stability as a commitment to the target \bar{P} even for off-equilibrium realizations of n . We emphasize stability in $t = 1$ and not so much stability in $t = 2$ or inflation targeting because the former is harder to achieve. A stable price level P_1 in $t = 1$ requires a particular liquidation policy, whereas the central bank can use the nominal interest rate $i(n)$ to attain price stability in $t = 2$.¹¹ The same holds for inflation targeting between $t = 1$ and $t = 2$. For a *price-stable* policy, we exclude the possibility of a total run $n = 1$ by the absence of a demand for goods in $t = 2$; see definition 3.

Proposition 7 (Policy under full price stability). *A central bank policy is:*

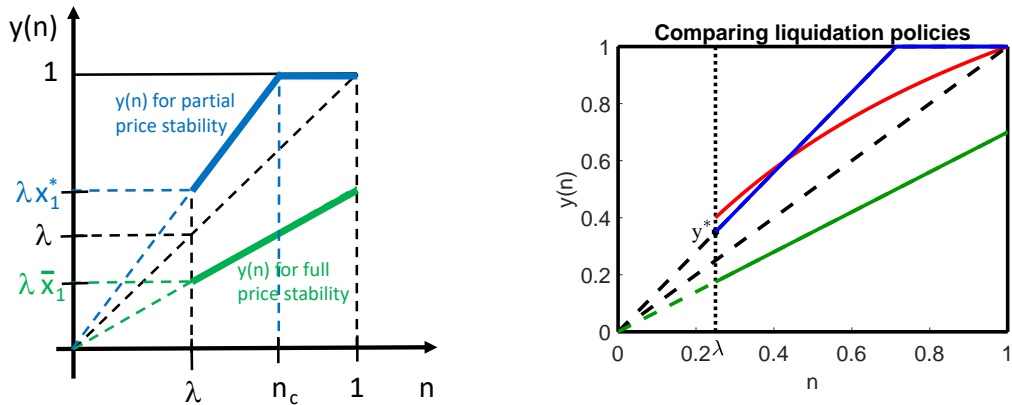
(i) P_1 -stable at level \bar{P} , if and only if its liquidation policy satisfies $y(n) = \frac{P_0}{\bar{P}}n$, for all $n \in [0, 1]$; implying a constant interim allocation $x_1(n) \equiv \bar{x}_1 = \frac{P_0}{\bar{P}} \leq 1$, inflation $\tau_1(n) = \bar{P}/P_0 \geq 1$, and $P_2(n) = \frac{(1-n)(1+i(n))P_0}{R(1-n\frac{P_0}{\bar{P}})}$.

(ii) price-stable at level \bar{P} , iff its liquidation policy satisfies $y(n) = \frac{P_0}{\bar{P}}n$, for all $n \in [0, 1]$, and $i(n) = \frac{\bar{P}-P_0}{P_0}R - 1$, for $n < 1$. Then, $x_1(n) = \frac{P_0}{\bar{P}}$, and $x_2(n) = (1 + i(n))\frac{P_0}{\bar{P}}$.

A price-stable liquidation policy requires investment liquidation in constant proportion to aggregate spending for all $n \in [0, 1]$; see the green line in Figure 3a. Hence, the interim real value of the balances x_1 is constant in n but undercuts 1: the central bank cannot liquidate more than the entire investment. By the resource constraint $y \in [0, 1]$, for a given P_0 , only price levels $\bar{P} \geq P_0$ can be P_1 -stable or price-stable. The slope of the liquidation policy is, thus, equal to or below 1. In other words, the rationing problem shows up indirectly through an upper bound on all possible price-stable central bank policies, imposing a low provision of goods per realized spending level. The case $\bar{P} = P_0$ is the only P_1 -stable price-level target at which the run equilibrium occurs, since spending by all agents implies a total investment liquidation $y(1) = 1 = y^d(1)$. If the central bank commits to a price-stable policy, the nominal interest rate increases in n and is non-negative $i(n) \geq 0$ for all $n \in [\lambda, 1]$.

This previous argument provides the second part of our trilemma:

¹¹Recall that the interest rate policy achieves stabilizing the price level in $t = 2$ but is ineffective in moving allocations or the price level in $t = 1$.



(a) Partial vs. full price-stable liq. policies

(b) Price-stable vs. run-detering policy

Figure 3: Fully price-stable policies are run-detering but do not reach the social optimum y^* . Partially price-stable policies are not run-detering but can reach the social optimum.

Corollary 8 (Trilemma part II: No optimal risk sharing). *If the central bank commits to a P_1 -stable policy, then the optimal risk-sharing allocation (x_1^*, x_2^*) is never implemented. If $\bar{P} > P_0$, the no-run equilibrium is implemented in dominant strategies with $n^* = \lambda$, and there are no central-bank-run equilibria.*

In short, a strong price stability mandate is incompatible with implementing the optimal allocation, but runs are absent. No runs occur under a P_1 -stable policy since the implied real allocation in $t = 1$ is below one, the asset's liquidation value. For the same reason, a fully price-stable policy can never implement the social optimum $x_1^* > 1$. One can interpret full price stability as a strong form of price stickiness at target \bar{P} . Then, the result above shows that when prices are “stuck at the wrong level,” optimal allocations cannot be implemented, but runs may be deterred.

Partial price stability. While full price stability and the absence of central bank runs are desirable, the impossibility of implementing optimal risk-sharing allocations is not. Since optimal risk sharing at $x_1^* > 1$ triggers potential bank runs in models of the DD variety, the proposition above is not a surprise. Demanding price stability for all possible spending realizations of n is too stringent. For attaining the social optimum, we examine a lesser goal: a central bank may still wish to ensure price stability but deviate from that goal in times of crisis. We capture this idea with the following definition.

Definition 9. A central bank policy is:

(i) **partially P_1 -stable at level \bar{P}** , if the policy attains the target $P_1(n) = \bar{P}$ for all $n \in [\lambda, \bar{P}/P_0]$ but may deviate from the target for $n \in (\bar{P}/P_0, 1]$. In the latter case, we require full liquidation, $y(n) = 1$.

(ii) **partially price-stable at level \bar{P}** , the policy attains the target $P_1(n) = P_2(n) = \bar{P}$ for all $n \in [\lambda, \bar{P}/P_0]$ but may deviate from \bar{P} for $n \in (\bar{P}/P_0, 1]$ in which case $y(n) = 1$.

The central bank tries to attain the target price level whenever possible, that is, for small runs, by liquidating long-term assets. However, when n is too high, and the central bank runs out of assets to liquidate, the price target is abandoned. See the blue line in Figure 3a for a graphical illustration. Obviously, P_1 -stable central bank policies are also partially P_1 -stable, and price-stable central bank policies are also partially price-stable.

Partial price stability restricts central bank policies as follows:

Proposition 10 (Policy under partial price stability). *Suppose that $P_0 > \bar{P} \geq \lambda P_0$.*

(i) A central bank policy is partially P_1 -stable at level \bar{P} , if and only if its liquidation policy satisfies $y(n) = \min\{\frac{P_0}{\bar{P}}n, 1\}$. In that case, there exists a critical aggregate spending level $n_c \equiv \frac{\bar{P}}{P_0} \in (0, 1)$ such that:

1. For all $n \leq n_c$, the price level is stable at $P_1(n) = \bar{P}$ and the real allocations to the agents equal $x_1(n) = \bar{x}_1 = \frac{P_0}{\bar{P}} > 1$, $x_2(n) = \frac{R(1-\bar{x}_1n)}{(1-n)}$ and $P_2(n) = \frac{(1-n)(1+i(n))P_0}{R(1-n\frac{P_0}{\bar{P}})}$.
2. For all $n \in (n_c, 1]$, the price level $P_1(n)$ is unstable, increasing proportionally with total spending: $P_1(n) = P_0n$. The allocations equal $x_1(n) = \frac{1}{n}$, $x_2(n) = 0$ and $P_2 = \infty$.

(ii) A central bank policy is partially price-stable at \bar{P} , if and only if $y(n) = \min\{\frac{P_0}{\bar{P}}n, 1\}$ and its interest rate policy satisfies $i(n) = \frac{\frac{\bar{P}}{P_0} - n}{1-n}R - 1$ for all $n \leq n_c$, thus, declines monotonically in n . For $n > n_c$, the supply of goods is zero in $t = 2$; thus, $P_2 = \infty$ and $i(n)$ is irrelevant. Given a partially price-stable policy, there exists a spending level $n_0 = \frac{Rn_c - 1}{R - 1} \in [0, n_c)$, such that the nominal interest rate $i(n)$ turns negative for all $n \in (n_0, n_c)$. For $R \in (1, \frac{1}{n_c})$, $i(n)$ is negative for all $n \in [0, n_c)$.

To understand these restrictions, recall that only lower price targets $\bar{P} < P_0$ can attain optimality since the latter requires $1 < x_1^* = P_0/\bar{P}$. Further, price stabilization at target \bar{P} for all $n \in [\lambda, \frac{\bar{P}}{P_0}]$ requires the central bank to liquidate less than the entire investment, $y(n) = \frac{P_0}{\bar{P}} n \in [0, 1]$, implying the feasibility constraint $\lambda \frac{P_0}{\bar{P}} \leq 1$, and thus a lower bound on all possible partially stable price levels, $\bar{P} \geq \lambda P_0$.

Proposition 10 reflects the central bank's capacity to keep x_1 and the price level stable for spending behaviors below the critical level n_c . A partially price-stable policy may arise from the central bank's commitment to offering the optimal allocation x_1^* to all n agents shopping in $t = 1$ (recall that the central bank does not know who among the n shoppers is impatient). The liquidation policy is then $y(n) = \min\{1, nx_1^*\}$. Stabilizing the price level requires the liquidation of real investment proportionally to aggregate spending by a factor P_0/\bar{P} . At n_c , the central bank runs out of assets to liquidate, and price-level stabilization becomes impossible for all $n > n_c$. Rationing of goods occurs through a decline in the real allocation $x_1(n)$ and an increase in aggregate spending in the price level in $t = 1$.¹² Since the supply of goods in $t = 2$ is zero, the price level in $t = 2$ explodes.¹³

At the spending level n_0 the real allocations equalize $x_1(n_0) = x_2(n_0) = \bar{x}_1$, indicating that a partial run equilibrium exists; see the spending level at which the red and the blue line in Figure 3b cross. Notice that $x_2(n)$ declines in n for $n \in [0, n_c]$. Thus, if fewer than a measure n_0 of agents spend early, rolling over is optimal for patient agents. But for all $n > n_0$, the real interest rate on the deposits becomes negative, $x_2(n) < x_1(n)$, and spending early (run) becomes optimal for all patient agents. Hence, self-fulfilling runs reappear. As a corollary to Proposition 10, we obtain the third part of our trilemma:

Corollary 11 (Trilemma part III: Runs on the central bank (fragility)). *For every partially P_1 -stable central bank policy with $P_0 > \bar{P} \geq \lambda P_0$, there is a multiplicity of equilibria:*

(i) *There exists a good equilibrium in which a run is absent, $n^* = \lambda$, and both the social*

¹²This is in the spirit of DD but without the sequential service constraint. There, as the bank runs out of assets, some depositors try to withdraw but get zero, since they are late in the queue. Here, all supplied goods are evenly divided among the shopping agents that try to spend, and the per capita allocation per shopper, x_1 , declines.

¹³The price level in $t = 2$ can be artificially maintained by setting $i(n) = -1$, such that zero deposit balances meet zero goods in the market. But the results are the same.

optimum (x_1^*, x_2^*) and the price-level target $P_1 = \bar{P}$ are attained.

(ii) There also exists a bad equilibrium in which a central bank run occurs, $n^* = 1$, the social optimum is not attained, and the price-level target is missed.

In short, under a partial price stability mandate, implementing the socially optimal allocation is possible but not certain because central bank runs may arise. Proposition 10 is in marked contrast to Proposition 7. When banking creates value, i.e., $x_1^* > 1$, the goal of price stability creates the possibility of runs on the central bank, the necessity for negative nominal interest rates, and the abolishment of price stability if a run occurs.¹⁴

Time consistency. It is hard to believe that a central bank would commit to bad outcomes in terms of allocations or prices should central bank runs occur. Each time we have an off-equilibrium threat, we should worry about the possibility of time inconsistency. In our model, we assume that the central bank fully commits such that the threat is credible. But what if the central bank is concerned with price stability and refuses to induce a high price level? We next analyze the subgame of the central bank liquidating y after observing n . Given n , allocative welfare resulting from liquidating y is:

$$W(y; n) = nu \left(\frac{y}{n} \right) + (1 - n)u \left(\frac{R(1 - y)}{1 - n} \right). \quad (5)$$

where $x_1 = \frac{y}{n}$ respectively $x_2 = \frac{R(1-y)}{(1-n)}$ are the goods obtained by each spending agent in $t = 1$ respectively $t = 2$. Allocative welfare (5) should be viewed as part of a larger macroeconomic environment where price stability is desirable. Thus, following common practice, we expand this objective function with a concern for price stability, expressed by a quadratic loss of the resulting price $P_1(n) = nP_0/y$ deviating from a target \bar{P} , where $\alpha \in [0, 1]$ is the weight of

¹⁴Ennis and Keister (2009) have already pointed out that too lenient but potentially ex-post efficient regulatory policies may give rise to bank runs ex-ante. Our analysis differs from theirs along two dimensions. First, they consider a real banking model (withdrawals cause liquidation one for one), while, in our nominal model, liquidation follows spending in proportion only if the central bank wants to stabilize prices, and this proportion varies with the price-level target. Second, Ennis and Keister (2009) assume the bank follows a sequential service constraint, meaning that withdrawing agents can receive asymmetric allocations. Here, instead, the central bank observes n and grants each spending agent the symmetric allocation $x_1(n) = y/n$. That is, our mechanism works via the goods market by constraining the total supply y , and not by constraining the spending (withdrawal) behavior of the agents.

the allocative objective relative to the price stability objective:

$$V(y; n, \bar{P}) = \alpha W(y; n) - (1 - \alpha) (P_1(n) - \bar{P})^2. \quad (6)$$

The solution to the time-consistent equilibrium or subgame perfect equilibrium is computed by maximizing this central bank objective function via y given n and \bar{P} . The first-order condition (FOC) is $u'(\frac{y}{n}) = Ru'(\frac{R(1-y)}{1-n})$. If $u(c)$ is CRRA, $u(c) = (c^{1-\eta} - 1)/(1 - \eta)$, the FOC becomes $y(n) = \frac{n}{n + R^{(1/\eta)-1}(1-n)}$, which is neither constant nor proportional to n . The implied period-1 price level is $P_1(n) = \frac{Mn}{y(n)} = (n + R^{(1/\eta)-1}(1-n))$, and thus affine-linear in n . The subgame perfect solution is run-detering for every $n < 1$, since patient agents always receive more if they wait until $t = 2$ (at $n = 1$, full liquidation $y(n) = 1$ takes place, and $x_2 = 0 < x_1$). This follows directly from the FOC and the strict concavity of $u(\cdot)$, since $R > 1$ and x_1 and x_2 are the arguments of the derivative $u'(\cdot)$.

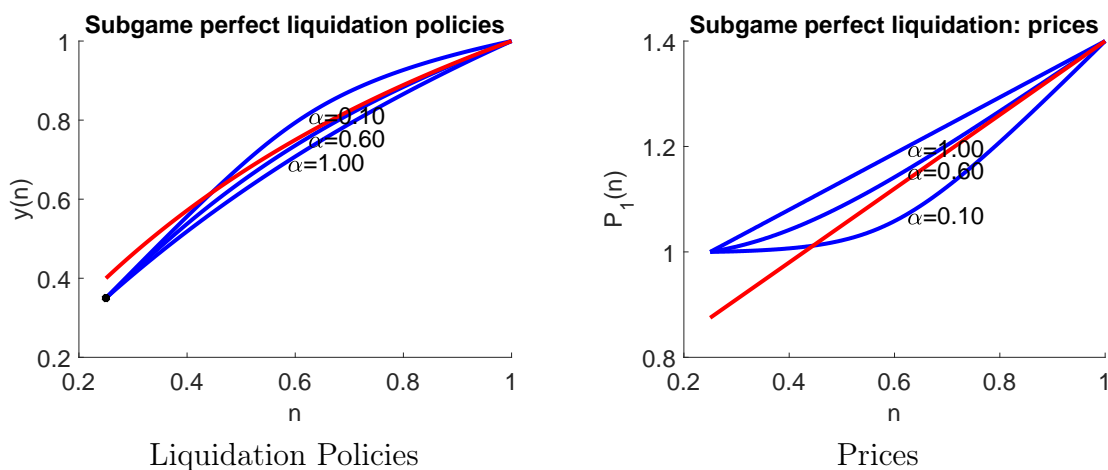


Figure 4: Subgame perfect liquidation policies and their pricing implication.

The situation changes when a concern for price stability is included, i.e., when $\alpha < 1$. In this case, the solution can only be obtained numerically. We do so in Figure 4 for the case with $R = 2$, $\lambda = 0.25$, and $\eta = 3.25$ for the utility function $u(c) = c^{1-\eta}/(1 - \eta)$, so that $x_1^* = 1.4$. The quantity of money $M = P_0 = 1.4$ implies $P_1^* = 1$ if $n = \lambda$.

The plot on the left in Figure 4 shows the subgame perfect liquidation policies $y_\alpha(n)$ for the three weights $\alpha = \{0.1, 0.6, 1\}$ and the period-1 price target $\bar{P} = P_1^*$. They are compared to the run-deterrence boundary $y^d(n)$, plotted in red. All subgame perfect liquidation policies

go through the allocative optimal solution y^* at $n = \lambda$ since the price level coincides with the target $\bar{P} = P_1^*$ at that point.¹⁵ For $\alpha = 1$, the subgame perfect liquidation policy is below the red line and run-proof. However, as α decreases and the weight on the price stability objective increases, the liquidation policy eventually cuts through and exceeds the run-deterrence boundary at values below $n = 1$ as the left plot of Figure 4 shows. This is more clearly visible in the plot on the right for $t = 1$ prices implied by these liquidation policies. For $\alpha = 0.1$, the central bank puts a large weight on stabilizing prices. They drop below the price boundary, indicated by the red line, necessary to deter runs. While $\alpha = 0.6$ still yields a run-proof liquidation strategy, this is no longer true for $\alpha = 0.1$.

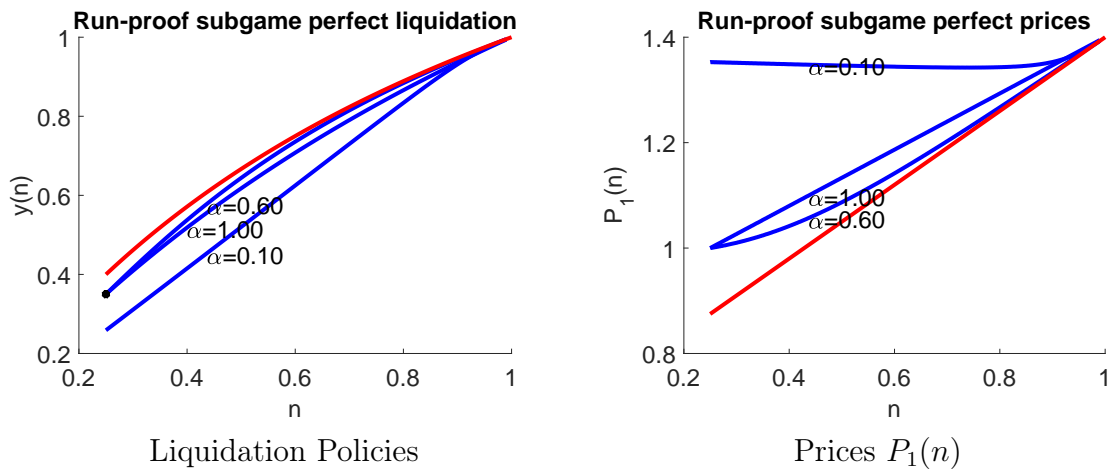


Figure 5: Subgame perfect liquidation policies and their pricing implication when \bar{P} is set minimally so that the liquidation is run-proof for $n < 1$.

A central bank may thus be concerned in $t = 0$ about setting a price target \bar{P} for $t = 1$ that might escalate to runs. The solution is to set \bar{P} sufficiently high in $t = 0$ to deter runs.¹⁶ Figure 5 plots, for each α , the minimal $\bar{P}(\alpha) \geq P_1^*$ compatible with a subgame perfect run-proof liquidation policy. For $\alpha = 1$ and $\alpha = 0.6$, $\bar{P} = P_1^*$ delivers the desired result. However, for $\alpha = 0.1$, the price target must be raised to ensure that the run-deterrence boundary is no longer crossed. By design, the equilibrium prices now lie above the run-detering price

¹⁵This is akin to “divine coincidence” of New Keynesian models when an output gap of zero coincides with achieving the inflation target.

¹⁶This may, at first glance, appear to be inconsistent with a central bank concerned about price stability. However, this price target is already known in $t = 0$. Thus, if the price stability objective arises from costs for adjusting prices between the unmodelled market in $t = 0$ and $t = 1$, prices in $t = 0$ need to be set high enough. Alternatively, the central bank can adjust the money supply to make \bar{P} compatible with some given price level: it is only P in relationship to M that matters.

bound, plotted as a red line in the right panel. However, the liquidation policies $y(n; \alpha)$ no longer achieve the efficient outcome y^* for $n = \lambda$ when $\alpha = 0.1$. Also, the liquidations $y_\alpha(n)$ and prices $P_{1,\alpha}(n)$ are no longer monotone functions of α for intermediate values of n .

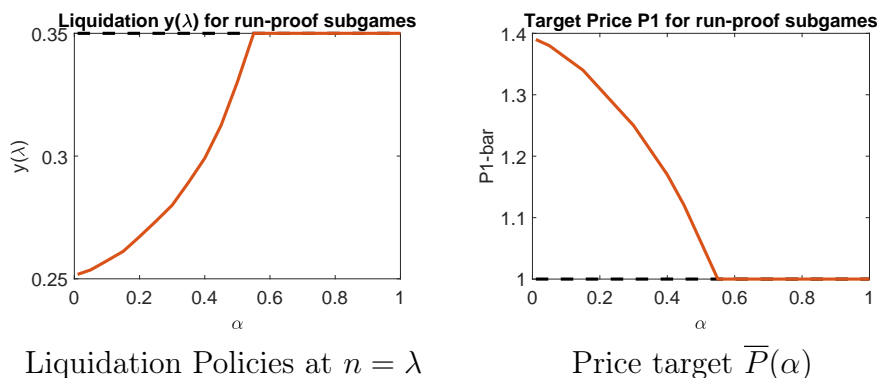


Figure 6: Adjustment of the price target \bar{P} as a function of α required to achieve a run-detering liquidation policy in the subgame perfect equilibrium, provided that $n < 1$. The black dashed lines show the ex-ante efficient liquidation level $y^* = \lambda x_1^*$ and P_1^* .

Figure 6 compares these run-proof liquidation policies at $n = \lambda$ and the minimal price targets $\bar{P}(\alpha)$ as a function of the weight α on the allocative objective (5). The liquidation increases, and the price target declines until they eventually hit the levels y^* and P^* compatible with the allocative efficient solution.

The limit $\alpha \rightarrow 0$ is particularly clean. In that case, the liquidation policies become linear until they hit full liquidation. Furthermore, the precise functional form of incorporating the price stability objective is unimportant as long as the same limit is reached.

5 CBDCs and resolving the trilemma

A natural interpretation of the nominal deposits in our model is as a CBDC. Our consolidated central bank formulation is particularly appropriate when CBDCs are introduced widely. Fernández-Villaverde et al. (2020) show that a CBDC offered by the central bank may be such an attractive alternative to private bank deposits that the central bank becomes a deposit monopolist and the financial mediator in the economy.¹⁷

¹⁷Many CBDC proposals limit the amount of CBDC individual agents can hold. We are skeptical that these limits will be adhered to when financial crises heighten agents' desire to hold liquid assets with government guarantees. Our environment can be read as what will happen when these limits are ultimately lifted.

Thinking about the nominal deposits in our model as CBDCs opens several important discussions. First, the trilemma can be resolved when the central bank controls the agents' money balances, such as in the case of a CBDC.

State-contingent money balance adjustment. As in our baseline model, suppose the central bank learns the fraction n of agents planning to go shopping at $t = 1$ and then sets $y(n)$ and $i(n)$. Additionally, the central bank now seeks to control the resulting $P_1(n)$ by altering the total money supply away from $M = P_0$, to some $M_1(n)$. For simplicity, assume the desired liquidation policy is not state-contingent, $y(n) \equiv y^*$ (but can be generalized to other liquidation policies), which is a run-detering policy. To maintain price stability at \bar{P} even off-equilibrium, $n > \lambda$, market clearing demands $nM_1(n) = \bar{P}y^*$ for all $n \in [0, 1]$. That is, the total money balances spent in $t = 1$ are required to stay constant in n , implying $nM_1(n) \equiv \lambda M_1(\lambda)$, for all $n \in [\lambda, 1]$. To achieve that, spending per agent and total money quantity $M_1(n)$ must change with n . That is, the central bank must commit to reducing the quantity of money in circulation in response to a random positive demand shock encapsulated in n : the more people go shopping, the lower the individual money balances required to stabilize the price. With policy $nM(n) = \bar{P}y^*$, $y(n) \equiv y^*$ and $i(n) \equiv i^*$ chosen such that $P_2 = \bar{P}$, the central bank can now achieve full price stability, efficiency, and financial stability. The trilemma appears to be resolved. Note how this state-contingent mechanism cannot be applied to cash since personal cash holdings are out of the central bank's control. A physical dollar today is still a physical dollar tomorrow (unless some cumbersome stamping requirement is introduced, as in some monetary reforms in history).

This policy can be implemented in several ways. First, via state-contingent money balances: the balance of a CBDC deposit is adjusted after the central bank observes n but before payments for goods are processed. This adjustment is technically trivial with a CBDC (e.g., instantaneous token-burning or state-contingent nominal taxes on CBDC holdings). Second, via a state-contingent nominal return paid on CBDC accounts between $t = 0$ and $t = 1$. Only in $t = 1$, and depending on n , agents learn the nominal value of their savings. This

transforms the deposit contract into an equity contract.¹⁸ Third, we can think about a state-contingent M_1 as a classic monetary injection in the form of state-contingent lump-sum payments (“helicopter drops”) $M_1(n) - \bar{M}$ (or taxes, if negative), compared to a baseline \bar{M} . If one wishes to insist that $M_1(n) - \bar{M} \geq 0$, i.e., only allowing helicopter drops, then the central bank would choose $\bar{M} = P_0 \leq M(1)$ as payment for goods in $t = 0$ and distribute additional helicopter money in the “normal” case $n = \lambda$ in $t = 1$.

State-contingent money balances cannot replace the central bank’s liquidation policy as the active policy variable. A state-contingent money balance does not impact the agent’s spending behavior and thus cannot target the deterrence of runs: the individual agents exclusively care for their allocation, $x_1 = y/n$ vs. $x_2 = R(1-y)/(1-n)$. These allocations are independent of nominal quantities $(M, P_1, P_2, i(n))$ and money is neutral. Given a realization of an individual real allocation y/n , the identity $\frac{y}{n} = \frac{M_1(n)}{P_1}$ pins down a relationship between the money supply and the price level.¹⁹ Only by adjusting the real goods supply y per its liquidation policy, the central bank can impact agents’ behavior n .

Suspension of spending. With a CBDC, there is another drastic policy tool at the central bank’s disposal: a “digital corralito.” The central bank can disallow agents to spend more than a certain amount of their account balance, ensuring that not more than the initially intended amount of money $\lambda M(\lambda)$ is spent in $t = 1$. This policy differs from the standard suspension of liquidation, as the central bank can still determine the liquidation amount of long-term investments as a separate tool. In terms of implementation, the central bank would observe all spending requests at once, and if the total spending requests exceeded the overall threshold, it would restrict spending through a pro-rata spending limit or a first-come-first-served policy. Again, this unconventional policy might create havoc. The experience in Argentina at the end of 2001 provides ample proof.

In summary, state-contingent money balances are an uncommon monetary policy tool.

¹⁸In the DD literature, the depositors who roll over their deposits become equity investors in the bank. But here, even the depositors who spend (withdraw) in $t = 1$ face a random state-contingent balance.

¹⁹The central bank can implement all pairs (M_1, P_1) that satisfy this relationship (multiplicity). And as soon as P_1 is pinned down, contingent on the realization $\frac{y}{n}$, the money supply that solves $\frac{y}{n} = \frac{M_1(n)}{P_1}$ is unique. But in this case, the classic dichotomy holds: the choice of (M_1, P_1) cannot alter the incentives to run.

In the real world, the usual inclination for central banks is to accommodate an increase in demand with a rise rather than a decline in the money supply. A central bank that reacts to an increase in demand by making money scarce may undermine trust in the monetary system. Hence, this particular escape route from the trilemma must be treated cautiously. Finally, recall we showed above that changes in the nominal interest rate do not fix the trilemma. Similarly, Online Appendix C demonstrates that open market operations cannot fix the trilemma.

6 Decentralization with firms and private banks

Our framework above is an abstraction from the current economy, trying to mimic a scenario where a central bank issues a CBDC and where CBDC deposits have crowded out deposits at private banks. Next, we show how the central bank can implement its desired liquidation policy in a decentralized economy with private banks and firms and where households hold nominal deposits at the private banks. This setting directly builds on the framework in ACG, extended for a strategic central bank, costly asset liquidation, and strategic firms (see Appendix B for a complete exposition of this environment and all the relevant proofs).

At $t = 0$, a continuum of competitive firms $j \in [0, 1]$ have access to the long-run production technology but have no resources. There is a competitive sector of banks and a continuum of households $[0, 1]$. Households initially own one unit of the good, but have no money. Households and firms pick the banks that offer the best contracts. Without loss of generality, we assume that all banks offer the same conditions, make zero profits, and each firm is associated with a “house bank” that passes funds through between the firm and the central bank. We assume households treat banks symmetrically, implying equally sized banks and symmetric deposit withdrawals across banks. As in the benchmark, this is a complete information economy: all choices by all agents are observable to every agent.²⁰

²⁰To make the model comparable to that in the benchmark and create symmetry across banks and, thus, firms, we assume that every household splits its funds, investing an equal amount in contracts with all banks so that every household banks with every bank. Hence, aggregate spending n implies that an equal amount of funds is withdrawn at all banks simultaneously. Alternatively, one can think of a continuum $[0, 1]^2$ of households banking with the continuum $[0, 1]$ of banks, where every household continuum $[0, 1] \times i$, $i \in [0, 1]$

Model and Timing. At $t = 0$, the central bank sets and publicly announces its policy characterized by a positive money supply M_0 , $M_1 = M_0$, $M_2 = M_1(1 + i(n, \hat{y}))$, a liquidation policy $y(n)$, and interest rate functions $i(n, \hat{y})$, $r_1^*(n, \hat{y})$, $\tilde{r}_1(n, \hat{y})$ for every $n \in [\lambda, 1]$ and every aggregate liquidation $\hat{y}(n) = \int_{[0,1]} y_j dj$ across all firms that may potentially deviate from $y(n)$. Within $t = 0$, and across periods $t = 1$ and $t = 2$, the money supply created by the central bank circulates from banks to households and firms, and back to banks and the central bank. Unlike in ACG, the money supply by the central bank is strategic, steering the liquidation of firms jointly with the announced liquidation policy and the interest rates. At $t = 0$, firms require a loan from banks to purchase the goods endowment from the households. The central bank provides banks with a zero-interest intra-period loan of M_0 per household to make that loan available to firms. Firms borrow $L_0 = M_0$ from their house banks and agree to repay the amounts $\hat{P}_1 y(n)$ in $t = 1$ and $\hat{P}_2(1 - y(n))R$ in $t = 2$ where \hat{P}_1 and \hat{P}_2 are the market-clearing price levels that follow the actual aggregate liquidation \hat{y} chosen by firms in $t = 1$, whereas $y(n)$ is the desired liquidation policy.²¹ The firms further agree to pay a penalty interest rate $\tilde{r}_1(n, \hat{y})$ in case their payments fall short of the schedule and they have the opportunity to invest excess funds via their bank at the central bank at a reserve rate $r_1^*(n, \hat{y})$ if they repay more than the loaned amount. The firms use the loaned funds to purchase the goods from the households at the market-clearing price $P_0 = \int_{[0,1]} P_0 di = M_0$, investing the goods in the production technology. The households, in return, invest the proceeds P_0 from the goods sales in a nominal demand-deposit contract with banks. To offer these contracts, the banks observe the central bank's money supply and nominal interest rate $M_1, M_2, i(n, \hat{y})$, which determine the contract terms to the depositors. By symmetry and perfect competition, every bank deposit contract offers D_1 units of money available for withdrawing and spending at $t = 1$ or $D_2(n) = D_1(1 + i_1(n, \hat{y}))$ units of money at $t = 2$. The banks use the deposited funds P_0 to repay their intra-period loan to the central bank by the end of $t = 0$.

banks with a different bank $i \in [0, 1]$. In that case, one must impose that aggregate withdrawals n occur uniformly across banks.

²¹Mixing the desired liquidation policy y with the price level \hat{P}_1 resulting from a potential deviation \hat{y} deters aggregate deviations; see below.

At $t = 1$, an endogenous share $n \in [0, 1]$ of households seek to withdraw their nominal deposit D_1 to purchase goods. The banks can serve these withdrawals because the central bank provides them with liquidity in the form of an inter-period loan nM_1 per banked household. The liquidity-constrained bank that observes M_1 and M_2 in $t = 0$ must, thus, set the deposit coupons in $t = 0$ equal to the central bank's announced money supply rule $D_1 = M_1$, $D_2(n, \hat{y}) = M_2(n, \hat{y}) = D_1(1 + i_1(n, \hat{y}))$, where $1 + i_1(n, \hat{y}) = D_2(n, \hat{y})/D_1 = M_2(n, \hat{y})/M_1$ is the nominal interest rate on deposits between $t = 1$ and $t = 2$ announced by the central bank for every possible (n, \hat{y}) in $t = 0$.²² The central bank requires a loan repayment of $\hat{P}_1 y$ from the bank by the end of period $t = 1$ that potentially differs from the loaned amount nM_1 .²³ The firms operate the production technology and, akin to ACG, take goods market prices in $t = 1$ and $t = 2$ as well as interest rates on loans as given when maximizing revenue via liquidation decisions $y_j \in [0, 1]$ of the technology, offering those goods for sale. Goods markets are centralized and market clearing implies that \hat{P}_1 adjusts to $\hat{y}(n)$, satisfying $\hat{P}_1(n)\hat{y}(n) = nM_1$.

Firm j chooses to liquidate the share $y_j(n) \in [0, 1]$ of the long asset at value 1, sells the goods $y_j(n)$ at the market-clearing price $\hat{P}_1(n)$, and uses the proceeds to repay part of its loan, $\hat{P}_1 y$, to its bank.²⁴ The firm would never liquidate and store the goods until $t = 2$ because staying invested in the technology yields a higher real return than storage $R > 1$.²⁵ The banks repay as much as possible of the $t = 1$ intra-period central bank loan (we analyze the incentives to do so below).

If all firms follow the central bank announcement $y_j(n) \equiv \hat{y}(n) = y(n)$, all firms exactly repay their bank loans, and all banks exit the period with zero balances vis-a-vis the central bank. If a firm liquidates less than the announced policy $y_j(n) < y(n)$, it only partially

²²The central bank must dictate the deposit contract to the bank via the money supply and not the other way around, implying that the money supply jointly with a liquidation policy $y(n)$ yields particular price levels P_1, P_2 via the market-clearing condition. Introducing a nominal interest rate on deposits between $t = 0$ and $t = 1$ does not change the result.

²³If $\hat{y} > y$, then $nM_1 > \hat{P}_1 y$, i.e., the central bank may leave liquidity in the banking system between $t = 1$ and $t = 2$. If $\hat{y} < y$ the central bank will demand back more liquidity than the average bank has available.

²⁴Note the mismatch between the outstanding loan amount $nM_1 = \hat{P}_1(n)\hat{y}(n) = P_1 y(n)$ the firm-bank pair owes the central bank and the required repayment $\hat{P}_1 y_j$ to the central bank.

²⁵This is an important distinction between our paper and ACG's, where liquidation of the long asset is not possible. Instead, firms can store proceeds from a short asset maturing in $t = 1$ until $t = 2$. In our setting, the latter is also possible but dominated by not liquidating the long asset.

repays its loan to the bank, $\widehat{P}_1(n)y_j(n) < \widehat{P}_1(n)y(n)$, irrespective of what other firms do. Thus, the firm's bank cannot fully meet the payment to the central bank and requires an additional inter-period loan from the central bank at a penalty rate $\tilde{r}_1(n, \widehat{y})$.²⁶ The bank forwards that penalty rate to the firm. Failure to repay this loan results in the firm's default. If the firm liquidates more than the announced policy $y_j(n) > y(n)$, it can repay more than the loaned amount to the bank, $\widehat{P}_1(n)y_j(n) > \widehat{P}_1(n)y(n)$. Via the firm, the bank has excess liquidity, which it deposits at the central bank at an interest rate $r_1^*(n, \widehat{y})$, and that interest accrues to the firm. We assume that the central bank picks $r_1^*(n, \widehat{y}), \tilde{r}_1(n, \widehat{y}), i(n, \widehat{y})$ such that

$$1 + r_1^*(n, \widehat{y}) < \frac{\widehat{P}_2(n)R}{\widehat{P}_1(n)} < 1 + \tilde{r}_1(n, \widehat{y}) \leq \infty \quad (7)$$

and picks $r_1^* > 0$ whenever possible.²⁷ Below, we show the existence of such interest rates. Note how $\frac{\widehat{P}_2(n)R}{\widehat{P}_1(n)}$ is the nominal return on investment of the production technology. Unlike in ACG, the central bank cannot generically set $r^*, \tilde{r}_1 = 0$ for implementing its desired liquidation policy because these rates are required to incentivize firms.

At $t = 2$, the remaining households withdraw their remaining deposits, financed by a central bank loan of the amount $(1 - n)M_2$ to banks. The central bank requires the repayment $\widehat{P}_2(1 - y(n))R$ by the end of period $t = 2$ from the banks.²⁸ The firms' long assets mature, yielding a goods quantity $R(1 - y_j(n))$ per firm. Firms sell the quantities in the centralized goods market at the market-clearing price $\widehat{P}_2(n)$, using $\widehat{P}_2R(1 - y_j)$ to repay the remaining bank loans. Market clearing implies $\widehat{P}_2(n)R(1 - \widehat{y}(n)) = (1 - n)M_2$. Banks then repay the intra-period central bank loan. Because of competition, banks and firms make zero profit. We rule out the possibility that the firm-bank pair can invest in other banks' deposits

²⁶We preclude interbank loans. Since interbank loans often need to be collateralized in the real world, the absence of interbank loans amounts to assuming that firm loans are not easily collateralizable.

²⁷If $r_1^* > 0$, keeping excess reserves at the central bank dominates cash storage if cash was also available. If $\frac{\widehat{P}_2(n)R}{\widehat{P}_1(n)} < 1$, equation (8) implies $r_1^* < 0$ and cash storage dominates reserves at the central bank.

²⁸Suppose that $\widehat{y} > y(n)$. Then, $nM_1 > \widehat{P}_1y(n)$, i.e., the central bank provides banks on average with more funds at the beginning of $t = 1$ than it asks back at the end of $t = 1$. Likewise, the central bank is asking back on average more at the end of $t = 2$ than the liquidity provided at the beginning of $t = 2$, $(1 - n)M_2 < \widehat{P}_2R(1 - y(n))$. One can interpret this as an inter-temporal loan of the amount $\widehat{y} - y$ at the rate $1 + \tilde{r}_1 = \widehat{P}_2R/\widehat{P}_1$ between $t = 1$ and $t = 2$, provided the firm-bank pair liquidates exactly the amount asked for, $y_j = y$, with the rates becoming less favorable upon deviating.

at a nominal interest rate i_1 , but can either store via central bank reserves at interest rate r_1^* , explained above, or via vault cash.

In the special cases where markets are absent in $t = 1$ via $\hat{y} = 0$ or $t = 2$ through $\hat{y} = 1$ or $n = 1$, we set the required loan repayment to the central bank to zero, since neither \hat{P}_1 nor \hat{P}_2 is defined.

Proposition 6.1 (Decentralized Implementation). *Fix $M_0 = M_1$. For every central bank liquidation policy with $0 < y(n) \leq 1$ for all $n \in [\lambda, 1]$ and every aggregate liquidation $\hat{y} \in [0, 1]$ there exist state-contingent interest rates $r_1^*(n, \hat{y}) < \tilde{r}_1(n, \hat{y}) \leq \infty$ on reserves and loans, and a nominal interest rate on deposits $i_1(n, \hat{y})$ pinning down $M_2(n, \hat{y})$ such that, following the announcement, $y_j(n) = y(n)$ for all $n \in [0, 1]$ is the unique Nash equilibrium of the firm's liquidation game, as long as no cash exists as a store of value next to central bank reserves.*

Note how we disregard the case $y = 0$, since it is inefficient by $\lambda > 0$.

7 Nominal deposits vs. CBDC vs. cash

We conclude the paper by comparing nominal deposits with CBDCs and cash, using the extended framework of section 6.

Nominal deposits vs. CBDC. The presence of nominal deposits slightly restricts the range of liquidation policies the central bank can implement with respect to the case of CBDCs:

Proposition 7.1. *The optimal allocation (x_1^*, x_2^*) can be implemented as the unique Nash equilibrium in the decentralized economy via the optimal run-deterring central bank liquidation policy $y(n) = y^*$ for all $n \in [\lambda, 1]$ as long as cash is absent.*

With cash, the households' coordination game has two pure equilibria. In the "no run" equilibrium, only impatient households spend early, in which case there exist central bank interest rates on firm loans $r_1^(\lambda, \hat{y}) < \tilde{r}_1(\lambda, \hat{y})$ such that firms liquidate optimal quantities y^* . In the bad equilibrium, all households spend early, $n = 1$, in which case firms deviate, liquidating everything $\hat{y} = 1$, so the optimal allocation is not implemented.*

By Corollaries 5 and 11 the trilemma reoccurs: If cash is absent, the optimal run-detering liquidation policy $y(n) = y^*$ for all $n \in [\lambda, 1]$ implies off-equilibrium price threats, see equation (4). If cash exists, partial price-stability holds at level P_1^* but runs can reoccur. Only absent the run, the optimal allocation is implemented and the price target P_1^* obtains. ACG’s analysis differs from ours since we allow for asymmetric firm behavior, analyzing possibly profitable, strategic liquidation deviations that may result in shifts in the price levels. Ultimately, we establish the uniqueness of a Nash equilibrium of the firm’s liquidation coordination game: In the setting above without cash, firms do not deviate from the announced policy to not liquidate everything, $y^* < 1$, despite zero demand in $t = 2$ caused by the run, $n = 1$. Uniqueness of a Nash equilibrium may require negative interest rates on reserves, which firms/banks can circumvent if cash coexists as a store of value. That is, the extent to which the central bank can interfere with the economy’s amount of maturity transformation is impaired when households invest in nominal deposits and if cash exists compared to the setting with a CBDC. We also obtain an additional result:

Proposition 7.2. *The central bank can implement the fully price-stable policy $\bar{P} = P_0 = P_1(n) = P_2(n)$ as the unique Nash equilibrium of the decentralized economy via the liquidation policy $y(n) = n$ for all $n \in [\lambda, 1]$, even when cash coexists with central bank reserves.*

Recall that the real allocation to households satisfied $x_1(n) = y(n)/n = 1 < x_1^*$ for all $n \in [\lambda, 1]$. Thus, the optimal allocation is not implemented following policy $y(n) = n$, and the trilemma from Corollary 8 rearises.

Cash vs. CBDC. In the CBDC setting of the benchmark model, as long as cash and CBDCs are equivalent in terms of spending, there is no difference in terms of attaining optimal allocations or deterring runs because our mechanism works via the goods market. However, cash can usually be “hidden” by the agents from any policy that augments or reduces the balance of the deposit or the CBDC. Therefore, the central bank can neither pay an interest rate $i(n)$ on cash holdings nor could the central bank adjust the individual cash balances or suspend spending in a spending-contingent way. Thus, the central bank

can neither attain a fully price-stable policy that requires fine-tuning $i(n)$ (see Proposition 7) (ii) nor can it “fix” the trilemma when cash is the only medium of exchange.

Cash and nominal deposits. In the decentralized economy, the presence of cash next to nominal deposits makes a large difference. If cash is not present, the central bank can force the firm-bank pair to pay negative interest rates on central bank reserves if the firm’s liquidation is more than the desired policy. This allows the implementation of a larger range of liquidation policies as the unique Nash liquidation equilibrium of the firms in contrast to the case where cash is absent (see Proposition 6.1). Cash constrains the central bank’s (indirect) involvement in maturity transformation even more in the decentralized intermediated setting than in our benchmark setting with CBDCs.

Decentralized CBDC. Another possibility is a decentralized economy with private banks, firms, and a decentralized CBDC. Because in this case the central bank commits to redirect CBDC funds to banks, this system is equivalent to the decentralized system with deposits at private banks; see Online Appendix B.3.

To summarize, inherent trade-offs between price stability, financial stability, and social optima exist in all settings: with a CBDC or nominal private bank deposits and with and without cash.

References

- Franklin Allen and Douglas Gale. Optimal financial crises. *Journal of Finance*, 53(4):1245–1284, 1998.
- Franklin Allen, Elena Carletti, and Douglas Gale. Money, financial stability and efficiency. *Journal of Economic Theory*, 149:100–127, 2014.
- David Andolfatto, Aleksander Berentsen, and Fernando M. Martin. Money, banking, and financial markets. *Review of Economic Studies*, 87:2049–2086, 2020.
- Gadi Barlevy, Daniel Bird, Daniel Fershtman, and David Weiss. Money under the mattress: Inflation and lending of last resort. *draft, Federal Reserve Bank of Chicago*, 2022.

- Guillermo A Calvo. Servicing the public debt: The role of expectations. *The American Economic Review*, pages 647–661, 1988.
- Douglas W. Diamond and Philip H. Dybvig. Bank Runs, Deposit Insurance, and Liquidity. *Journal of Political Economy*, 91(3):401–419, June 1983.
- Huberto M. Ennis and Todd Keister. Bank runs and institutions: The perils of intervention. *American Economic Review*, 99(4):1588–1607, September 2009.
- Jesús Fernández-Villaverde, Daniel Sanches, Linda Schilling, and Harald Uhlig. Central bank digital currency: Central banking for all? Working Paper 26753, National Bureau of Economic Research, 2020.
- Edward J Green and Ping Lin. Implementing efficient allocations in a model of financial intermediation. *Journal of Economic Theory*, 109(1):1–23, 2003.
- Sebastian Infante, Kyungmin Kim, André F. Silva, and Robert J. Tetlow. The Macroeconomic Implications of CBDC: A Review of the Literature. Finance and Economics Discussion Series 2022-076, Board of Governors of the Federal Reserve System, 2022.
- Charles J Jacklin. Demand deposits, trading restrictions, and risk sharing. *Contractual arrangements for intertemporal trade*, 1:26–47, 1987.
- Todd Keister. Bailouts and financial fragility. *The Review of Economic Studies*, 83(2): 704–736, 2016.
- Maurice Obstfeld. Rational and self-fulfilling balance-of-payments crises. Technical report, National Bureau of Economic Research, 1984.
- Maurice Obstfeld. Models of currency crises with self-fulfilling features. *European economic review*, 40(3-5):1037–1047, 1996.
- David R Skeie. Banking with nominal deposits and inside money. *Journal of Financial Intermediation*, 17(4):562–584, 2008.
- Andres Velasco. Fixed exchange rates: Credibility, flexibility and multiplicity. *European economic review*, 40(3-5):1023–1035, 1996.

Online Appendix

A Proofs

Proof. [Proposition 7]

Proof (i): Via the market-clearing condition (3), setting $P_1(n) \equiv \bar{P}$ for all n requires $y(n) = \frac{P_0}{\bar{P}}n$, for all $n \in [0, 1]$. Thus, via equation (2), $x_1(n) = y(n)/n = \frac{P_0}{\bar{P}}$ is constant for all n . Last, since the central bank cannot liquidate more than the entire investment in the real technology, $y(n) \in [0, 1]$ for all n , together with x_1 constant requires, in particular, $\frac{P_0}{\bar{P}} = x_1 = x_1(1) = y(1) \leq 1$. Thus, $P_0 \leq \bar{P}$.

Proof (ii): When additionally requiring price stability, $P_1(n) = P_2(n) \equiv \bar{P}$, the market-clearing condition (3) together with requirement $y(n) = \frac{P_0}{\bar{P}}n$, for all $n \in [0, 1]$ yields:

$$i(n) = \frac{\frac{\bar{P}}{P_0} - n}{1 - n}R - 1, \quad \text{for } n < 1.$$

□

Proof. [Corollary 8]

Price stability demands $x_1 \leq 1$, but the social optimum satisfies $x_1^* > 1$. Since $\bar{x}_1 \leq 1$, $x_2(n) = \frac{1-y(n)}{1-n}R = \frac{1-n\bar{x}_1}{1-n}R \geq R > 1 \geq \bar{x}$. Also, since the real value of the allocation at $t = 2$ always exceeds the real value of the allocation at $t = 1$, patient agents never spend at $t = 1$. Thus, there are no runs. The fact that $\frac{\bar{P}}{P_0} \geq 1$ implies $i(n) = \frac{\frac{\bar{P}}{P_0} - n}{1 - n}R - 1 \geq R - 1 > 0$ for all $n \in [\lambda, 1]$ by $R > 1$. Further, $\frac{\bar{P}}{P_0} \geq 1$ implies that $i(n)$ increases in n . □

Proof. [Proposition 10]

Proof (i): The liquidation equation $y(n) = \min \left\{ \frac{P_0}{\bar{P}}n, 1 \right\}$ follows immediately from equation (3) and the constraint $y(n) \leq 1$. In $n = n_c$, we have $\frac{P_0}{\bar{P}}n = 1$. Hence, $n_c > 0$. By assumption $\bar{P} < P_0$, $n_c < 1$ with $n_c \in (0, 1)$. Equation $y(n) = \min \left\{ \frac{P_0}{\bar{P}}n, 1 \right\}$ implies that $x_1(n) = y(n)/n$ is constant at the level $\bar{x} = P_0/\bar{P}$, as long as $y(n) < 1$; this is the case for $n < n_c$. For $n \geq n_c$, $y(n) \equiv 1$. All goods are liquidated, so $x_1(n) = 1/n$. Equation

$P_1(n) = P_0 n$ follows from equation (3).

Proof (ii): Equation $i(n) = \frac{\bar{P}-n}{1-n}R - 1$, for all $n \leq n_c$ follows from (3) combined with $y(n) = \min\{\frac{P_0}{\bar{P}}n, 1\}$. The remainder follows from plugging in $y(n) = \min\{\frac{P_0}{\bar{P}}n, 1\}$ into $P_2(n)$ and observing that n_0 is positive only for $R > P_0/\bar{P}$. \square

B Decentralization with firms and private banks

Here, we provide more details on the decentralized economy in Section 6 of the main text. As we explained there, we aim to show how the central bank can implement its desired liquidation policy even in an economy with private banks and firms, where firms operate the production technology. Households hold nominal deposits at the private banks. For completeness, there is some repetition between our exposition here and Section 6.

There is a continuum of competitive firms $j \in [0, 1]$. At $t = 0$, all firms have access to the long-run production technology but have no resources. There is a competitive sector of banks and a continuum of households $[0, 1]$. Households initially own one unit of the good, but have no money. Households and firms pick the banks that offer the best contracts. Without loss of generality, we assume that all banks offer the same conditions, make zero profits, and each firm is associated with a “house bank” that passes funds through between the firm and the central bank. We assume households treat banks symmetrically, implying equally sized banks and symmetric deposit withdrawals across banks.²⁹ As in the benchmark, this is a complete information economy: all choices by all agents are observable to every agent.

Model and Timing At $t = 0$, the central bank sets and publicly announces its policy characterized by a positive money supply $M_0, M_1 = M_0, M_2 = M_1(1 + i(n))$, a liquidation policy $y(n)$ and interest rate functions $i(n), r_1^*(n, \hat{y}), \tilde{r}_1(n, \hat{y})$ for every $n \in [\lambda, 1]$ where $\hat{y}(n) = \int_{[0,1]} y_j dj$ denotes the aggregate asset liquidation across all firms that may potentially deviate from the central bank’s announced policy $y(n)$. Within period zero and across periods $t = 1$ and $t = 2$, the money supply circulates throughout the economy.

At $t = 0$, firms require a loan from banks to purchase the goods endowments from

²⁹As explained in the main text, we assume that every household in the continuum $[0, 1]$ splits its funds, investing an equal amount in contracts with all banks so that every household banks with every bank.

households. The central bank provides banks with a zero-interest intra-period loan M_0 per household to make that loan available to banks. Firms borrow $L_0 = M_0$ from their house banks and agree to repay the amounts $\widehat{P}_1 y(n)$ in $t = 1$ and $\widehat{P}_2(1 - y(n))R$ in $t = 2$, where \widehat{P}_1 and \widehat{P}_2 are the market-clearing price levels that follow the actual aggregate liquidation \widehat{y} chosen by firms in $t = 1$. In contrast, $y(n)$ is the announced liquidation policy by the central bank in $t = 1$. The firms further agree to pay a penalty interest rate $\tilde{r}_1(n, \widehat{y})$ in case their payments fall short of the schedule and they have the opportunity to invest excess funds at the central bank at an interest rate $r_1^*(n, \widehat{y})$ if they repay more than the loaned amount; see below. The firms use the loaned funds to purchase the goods from the households at the market-clearing price $P_0 = \int_{[0,1]} P_0 di = M_0$, investing the goods in the production technology. The households, in return, invest the proceeds P_0 from the goods sales in a nominal demand-deposit contract with banks. To offer these contracts, the banks observe the central bank's announced money supply and nominal interest rate $M_1, M_2, i(n)$. By symmetry and perfect competition, every bank deposit contract offers D_1 units of money available for withdrawing and spending at $t = 1$ or $D_2(n) = D_1(1 + i_1(n))$ units of money at $t = 2$. The banks use the deposited funds P_0 to repay their intra-period loan to the central bank by the end of period $t = 0$.

At $t = 1$, an endogenous share $n \in [0, 1]$ of households seek to withdraw their nominal deposit D_1 to purchase goods. The bank can serve these withdrawals because the central bank provides banks with liquidity in the form of an inter-period loan nM_1 per banked household where n has an interpretation of the average velocity of money, in line with quantity theory. The liquidity-constrained bank that observes M_1 and M_2 in $t = 0$ must, thus, set the deposit coupons in $t = 0$ equal to the central bank's announced money supply rule $D_1 = M_1$, $D_2(n) = M_2(n) = M_1(1 + i_1(n))$, where $1 + i_1(n) = D_2(n)/D_1 = M_2(n)/M_1$ is the nominal interest rate on deposits between $t = 1$ and $t = 2$ announced by the central bank in $t = 0$. The central bank requires a loan repayment of $\widehat{P}_1 y$ from the bank by the end of period $t = 1$ that potentially differs from the loaned amount nM_1 . The firms operate the production technology and take goods market prices in $t = 1$ and $t = 2$ as well as the interest rates on loans as given when maximizing revenue via liquidation decisions $y_j \in [0, 1]$

of the technology, offering those goods for sale. Goods markets are centralized. Hence, goods market clearing implies $\widehat{P}_1(n)\widehat{y}(n) = nM_1$.

Firm j chooses to liquidate the share $y_j(n) \in [0, 1]$ of the long asset at value 1, sells the goods $y_j(n)$ at the market-clearing price $\widehat{P}_1(n)$, and uses the proceeds to repay part of its loan, $\widehat{P}_1 y$, to its house bank. The firm would never liquidate and store the goods until $t = 2$ because staying invested in the technology yields a real return higher than storage $R > 1$. The house banks repay as much as possible of the $t = 1$ intra-period central bank loan (we analyze the incentives to do so below).

If all firms follow the central bank announcement $y_j(n) \equiv \widehat{y}(n) = y(n)$, all firms exactly repay their house bank loans, and all house banks exit the period with zero balances vis-a-vis the central bank. If a firm liquidates less than the announced policy $y_j(n) < y(n)$, it can only partially repay its loan to the bank, $\widehat{P}_1(n)y_j(n) < \widehat{P}_1(n)y(n)$, irrespective of what other firms do. As a consequence, the firm's house bank cannot fully meet the payment to the central bank and requires an additional inter-period loan from the central bank at a penalty rate $\tilde{r}_1(n, \widehat{y})$. As explained in the main text, we preclude interbank loans. The bank forwards that penalty rate to the firm. Failure to repay this loan results in the firm's default. If the firm liquidates more than the announced policy $y_j(n) > y(n)$, it can repay more than the loaned amount to the bank, $\widehat{P}_1(n)y_j(n) > \widehat{P}_1(n)y(n)$. Via the firm, the house bank then has excess liquidity, which it can deposit at the central bank at an interest rate $r_1^*(n, \widehat{y})$, and that interest accrues to the firm.

We assume that the central bank picks the three rates such that:

$$1 + r_1^*(n, \widehat{y}) < \frac{\widehat{P}_2(n)R}{\widehat{P}_1(n)} < 1 + \tilde{r}_1(n, \widehat{y}) \leq \infty \quad (8)$$

and picks $r_1^* > 0$ whenever possible. Note that $\frac{\widehat{P}_2(n)R}{\widehat{P}_1(n)}$ is the nominal return on investment of the production technology. If so, keeping excess reserves at the central bank dominates cash storage. If $\frac{\widehat{P}_2(n)R}{\widehat{P}_1(n)} < 1$, equation (8) implies $r_1^* < 0$ and cash storage dominates reserves at the central bank. Below, we show the existence of such interest rates. Unlike in ACG, the central bank can not generically set $r^*, \tilde{r}_1(n) = 0$ to implement its desired liquidation policy

or the optimal allocation. Thus, the central bank's interest rates are an important strategic policy tool to incentivize firms.

At $t = 2$, the remaining households withdraw their deposits, financed by a central bank loan of the amount $(1 - n)M_2$ to banks. The central bank requires the repayment $\widehat{P}_2(1 - y(n))R$ by the end of period $t = 2$ from the banks. The firms' long assets mature, yielding a goods quantity $R(1 - y_j(n))$ per firm. Firms sell the quantities in the centralized goods market at the market-clearing price $\widehat{P}_2(n)$, using revenue $\widehat{P}_2R(1 - y_j)$ to repay the remaining bank loans. Market clearing implies $\widehat{P}_2(n)R(1 - \widehat{y}(n)) = (1 - n)M_2$. Banks then repay the intra-period central bank loan. Because of competition, banks and firms make zero profit. We rule out the possibility that the firm-bank pair can invest in other banks' deposits at a nominal interest rate i_1 but can either store via central bank reserves at interest rate r_1^* , explained above, or possibly can store via holding vault cash.

In the special cases where markets are absent in $t = 1$ via $\widehat{y} = 0$ or $t = 2$ via $\widehat{y} = 1$ or $n = 1$, the required loan repayment in the period absent markets is zero, since neither \widehat{P}_1 nor \widehat{P}_2 is defined.

B.1 Indirect implementation of a liquidation policy

How can the central bank incentivize firms to liquidate a particular amount $y(n)$? To answer this question, we consider possible profitable deviations by individual firms and the aggregate of firms.

Proof. Proof Proposition 6.1

A. *Existence of interest rates for every aggregate liquidation \widehat{y} .*

Let $M_0 = M_1 = P_0 = D_1$, $y(n)$ and $i_1(n, \widehat{y})$, $D_2(n) = P_0(1 + i_1(n, \widehat{y}))$ be the announced policy by the central bank for every possible aggregate liquidation $\widehat{y} \in [0, 1]$. Aggregate deviations $\widehat{y}(n) = y(n)$ impact the price level, whereas single deviations $y_j(n) = y(n)$ leave the price level constant. Let $\widehat{P}_1, \widehat{P}_2$ be the market-clearing prices satisfying $\widehat{y} nP_0 = \widehat{P}_1(n)\widehat{y}$ and $(1 - n)P_0(1 + i_1(n, \widehat{y})) = \widehat{P}_2(n)(1 - \widehat{y})R$.

For all $n \in [\lambda, 1)$, $\hat{y} \in (0, 1)$, the price levels \hat{P}_1, \hat{P}_2 are non-zero and finite so that:

$$\frac{\hat{P}_2 R}{\hat{P}_1} = \frac{\hat{y}}{(1 - \hat{y})} \frac{(1 - n)}{n} (1 + i_1(n)) \quad \text{for all } n \in [\lambda, 1), y \in (0, 1) \quad (9)$$

but $\frac{\hat{P}_2 R}{\hat{P}_1}$ is undefined for $n = 1$ and or $\hat{y} \in \{0, 1\}$; see equation (3).

a) Assume $\hat{y} = y(n)$ for all $n \in [0, 1]$. Let $n \in [\lambda, 1)$ and $y \in (0, 1)$. With equation (9), requirement (8) simplifies to

$$1 + r_1^*(n) < \frac{y(n)}{(1 - y(n))} \frac{(1 - n)}{n} (1 + i_1(n)) < 1 + \tilde{r}_1(n, y). \quad (10)$$

If $1 > y(n) > n$, then

$$1 < \frac{y(1 - n)}{n(1 - y)}, \quad \text{for all } n \in [\lambda, 1). \quad (11)$$

Therefore, for any $i_1(n, y) > 0$ one can find $0 < r_1^*(n)$ satisfying equation (8). Because $n \geq \lambda$ and $y(n) < 1$, one can also find a large enough \tilde{r}_1 to satisfy equation (10).

Now consider any $0 < y(n) < 1$ and $n < 1$. By designing $i(n, y)$, the central bank can always attain $1 < \frac{y(1 - n)}{n(1 - y)}(1 + i(n, y))$ by making $i(n, y)$ large enough. By the same argument as above, there exist positive $0 < r_1^*(n) < \tilde{r}_1(n)$ with $1 + r_1^*(n) < \frac{y(n)}{(1 - y(n))} \frac{(1 - n)}{n} (1 + i_1(n)) < 1 + \tilde{r}_1(n, y)$.

Now, suppose that $n \in [\lambda, 1]$ and $y(n) = 1$. The single firm cannot deviate upwards from y by liquidating more than everything. Instead, the central bank only needs to ensure that the firm does not liquidate less than the desired amount. It can do so by disallowing any borrowing from the central bank, i.e., by setting the interest rate on the outstanding loan to $\tilde{r}_1(n) = \infty$. Because the firm, in response, liquidates all assets in $t = 1$ to avoid default, the goods supply in $t = 2$ is zero, and the goods price in $t = 2$ equals $P_2 = \infty$ for $n < 1$ and $P_2 \in [0, \infty]$ for $n = 1$; see equation (3). That is, equation (9) does not hold since we cannot divide by zero, and inequalities (11) and (10) become irrelevant.

To complete the argument, we require $(i_1, r_1^*(n))$ to satisfy $0 \leq i_1(n)$, $0 < r_1^*(n) < \tilde{r}_1(n) = \infty$ for all $n \in [\lambda, 1]$. Any such $(i_1, r_1^*(n))$ works.

The case $n = 1$ and $y(1) < 1$ is treated in Lemma B.1 yielding the restriction $r_1^*(1, \hat{y}) < -1$

and any $\tilde{r}_1(1, \hat{y}) > 0$.

b) Given n , assume there is an aggregate deviation $\hat{y} \neq y(n)$. First consider $\hat{y} \in (0, 1)$ and $n \in [\lambda, 1)$. Then the price levels \hat{P}_1 and \hat{P}_2 are finite so that the term $\frac{\hat{P}_2 R}{\hat{P}_1}$ is well-defined.

If \hat{y} is large (but below one) such that $\frac{\hat{P}_2 R}{\hat{P}_1} > 1$: then there exist interest rates $0 < r_1^*(n, \hat{y}) < \tilde{r}_1(n, \hat{y})$ with $1 < 1 + r_1^* < \frac{\hat{P}_2 R}{\hat{P}_1} < 1 + \tilde{r}_1$. If instead \hat{y} is small (but positive) $\frac{\hat{P}_2 R}{\hat{P}_1} \leq 1$, then there exist $r_1^*(n, \hat{y}) < 0 < \tilde{r}_1(n, \hat{y})$ with $1 + r_1^* < 1 < \frac{\hat{P}_2 R}{\hat{P}_1} < 1 + \tilde{r}_1$.

If $\hat{y} \in \{0, 1\}$ and $n \in [\lambda, 1)$, or $\hat{y} = 0$ and $n = 1$ the interest rates $r_1^*(n, \hat{y}) < \tilde{r}_1(n, \hat{y})$ can be set arbitrarily to any finite value. The case $\hat{y} = 1$ and $n = 1$ is special and important, treated in Lemma B.1, yielding $r_1^*(1, 1) < -1$ and any $\tilde{r}_1(n, \hat{y}) > 0$.

B. Unique Nash equilibrium

Given n and announcement $y(n)$, fix an aggregate liquidation \hat{y} by the firms.

A Assume $n \in [\lambda, 1)$ and $\hat{y} \in (0, 1)$ so that the price levels \hat{P}_1 and \hat{P}_2 are finite and well-defined. Consider the interest rates $\tilde{r}(n, \hat{y}), r^*(n, \hat{y})$ that follow n, \hat{y} , as determined above.

There are three cases:

Case 1: The single firm j follows the announcement $y_j(n) = y(n)$. In that case, the firm and thus its house bank can exactly repay the loan to the central bank $\hat{P}_1 y$ in $t = 1$. Firm revenue in $t = 2$ equals:

$$\Pi_2(y_j(n)) = \hat{P}_2 R(1 - y_j(n)) - \hat{P}_2 R(1 - y(n)) = 0$$

Case 2: The firm liquidates less than the announcement, $y_j(n) < y(n)$. In that case, irrespective of aggregate behavior \hat{y} , the firm-house bank pair can only partially repay the loan to the central bank in $t = 1$ and pays the penalty interest rate $\tilde{r}_1(n)$ on the necessary inter-period loan $\hat{P}_1(y(n) - y_j(n))$. Through equation (8), firm revenue in $t = 2$ satisfies

$$\begin{aligned} \Pi_2(y_j(n)) &= \hat{P}_2 R(1 - y_j(n)) - \hat{P}_2 R(1 - y(n)) - (1 + \tilde{r}_1(n)) \hat{P}_1 (y(n) - y_j(n)) \\ &< \hat{P}_2 R(y(n) - y_j(n)) - \hat{P}_2 R(y(n) - y_j(n)) = 0 \end{aligned}$$

Case 3: The firm liquidates more than the announcement, $y_j(n) > y(n)$. In that case, the

firm-house bank pair must decide what to do with the excess liquidity. If $r_1^* > 0$, the pair will deposit the excess liquidity at the central bank. Through equation (8), firm revenue in $t = 2$ satisfies:

$$\begin{aligned}\Pi_2(y_j(n)) &= \widehat{P}_2 R(1 - y_j(n)) - \widehat{P}_2 R(1 - y(n)) + (1 + r_1^*(n))\widehat{P}_1(y_j(n) - y(n)) \\ &< \widehat{P}_2 R(y(n) - y_j(n)) + \widehat{P}_2 R(y_j(n) - y(n)) = 0\end{aligned}$$

Assume $r_1^*(n, \hat{y}) < 0$, which the central bank only chooses when \hat{y} is such that $\widehat{P}_1 - \widehat{P}_2 R > 0$. If no cash exists, the firm/bank needs to deposit the excess liquidity at the central bank, earning this negative penalty rate. By the same argument as above, $\Pi_2(y_j(n)) < 0$ so that $y_j = y(n)$ is optimal. If cash is available, the firm-bank pair deposits the excess liquidity in the vault in the form of cash rather than in the form of reserves. Firm revenue in $t = 2$ satisfies:

$$\begin{aligned}\Pi_2(y_j(n)) &= \widehat{P}_2 R(1 - y_j(n)) - \widehat{P}_2 R(1 - y(n)) + \widehat{P}_1(y_j(n) - y(n)) \\ &= \widehat{P}_2 R(y(n) - y_j(n)) + \widehat{P}_1(y_j(n) - y(n)) \\ &= (\widehat{P}_1 - \widehat{P}_2 R)(y_j(n) - y(n)) > 0\end{aligned}$$

that is, the firm makes a profit when deviating by setting $y_j(n) > y(n)$ whenever $\widehat{P}_1 - \widehat{P}_2 R > 0$. However, aggregate price levels with $\widehat{P}_1 - \widehat{P}_2 R > 0$ require an aggregate deviation $\hat{y} < y$. But because given $\hat{y} < y(n)$ the deviation $y_j(n) > y(n)$ is profitable, aggregate behavior $\hat{y} < y$ cannot be a Nash equilibrium of the firms' liquidation game.

B1. Assume $n \in [\lambda, 1)$ and $\hat{y} = 0$. Then the goods supply in $t = 1$ is zero, meeting a positive demand nP_0 . This causes the price level to explode, $\widehat{P}_1 = \infty$, making a deviation from $y_j > \hat{y} = 0$ infinitely profitable for any finite, possibly negative interest rate $r_1^*(n, \hat{y}) < \tilde{r}_1(n, \hat{y})$. Thus, $\hat{y} = 0$ cannot be a Nash equilibrium.

B2. Assume $n \in [\lambda, 1)$ and $\hat{y} = 1$. Then the supply in $t = 2$ is zero, meeting a positive demand, and by the same argument $\widehat{P}_2 = \infty$, making a deviation from $y_j < \hat{y} = 1$ infinitely profitable for any finite interest rate $r_1^*(n, \hat{y}) < \tilde{r}_1(n, \hat{y})$. Thus, $\hat{y} = 1$ cannot be a Nash

equilibrium.

B3. Assume $n = 1$ so that the goods demand in $t = 2$ is zero. Then zero supply in $t = 1$, $\hat{y} = 0$, cannot be a Nash equilibrium because for every finite interest rate $r_1^*(n, \hat{y}) < \tilde{r}_1(n, \hat{y})$ following this strategy generates zero sales proceeds in both $t = 1$ and $t = 2$.

B4. Assume $n = 1$ so that the goods demand in $t = 2$ is zero, and assume zero goods supply in $t = 2$, $\hat{y} = 1$. If the central bank desires a liquidation $y(1) < 1$ in $n = 1$, then by Lemma B.1, as long as no cash exists, the central bank can find interest rates $r_1^*(n, \hat{y}) < -1$ and penalty rates on loans $\tilde{r}_1(n, \hat{y}) < 0$ to deter $\hat{y} = 1$ as a Nash equilibrium. This step is crucial in the proof. It allows the central bank to find interest rates that implement run-detering liquidation policies in the decentralized economy. Recall that run-detering liquidation policies require $y < 1$ at a run $n = 1$ to render “spend early” ex post suboptimal for patient types.

We did not impose symmetry of equilibria: the other firms with $\hat{y} = \int_{i \in [0,1], i=j} y_i di$ may set asymmetric liquidations.

In a nutshell, because the nominal interest rate $i(n, \hat{y})$ is state-contingent, as long as markets exist in both periods, we can always find positive interest rates $0 < r_1^*(n, \hat{y}) < \tilde{r}_1(n, \hat{y})$ and a unique Nash equilibrium exists even when cash is present. Yet, when markets are absent ($n = 1$ and or $y \in \{0, 1\}$) negative interest rates $r_1^* < 0$ may be required. When cash is absent, firms cannot circumvent the negative interest rates, and the central bank’s announcement is implemented as the unique Nash equilibrium. If cash exists, negative interest rates $r_1^*(\hat{y}) < 0$ have no bite. Hence, policies with $y(1) < 1$ at $n = 1$ can only be implemented as the unique Nash equilibrium absent cash. \square

B.2 Run-deterrence, optimality, and price stability

Note that every run-detering liquidation policy requires $y(1) < 1$ at $n = 1$. The following Lemma is important for implementing run-detering and optimal liquidation policies:

Lemma B.1. *Consider a liquidation policy $y(n) \in [0, 1]$ that requires $y(1) < 1$ at $n = 1$. Given the realization $n = 1$, such a liquidation policy is implementable as the unique Nash*

equilibrium in the decentralized economy only if cash is absent. In that case, interest rates on reserves require $r_1^*(1, \hat{y}) < -1$ and penalty rates on loans $\tilde{r}_1(1, \hat{y}) < 0$.

Intuitively, as the firms observe the full run, $n = 1$, they understand that the goods demand in $t = 2$ is zero. A strategy to not liquidate everything $y_j < 1$ in $t = 1$ can only maximize revenue if the central bank's penalty rate on reserves is large. If cash exists, the negative interest rate on reserves has not bite, and the central bank can no longer deter the single and aggregate deviations $y_j = 1$, respectively $\hat{y} = 1$.

Proof. [Lemma B.1] Assume the central bank desires a liquidation $y(n) \in [0, 1]$ with $y(1) < 1$ at $n = 1$. Given a full run realizes, $n = 1$, the resulting goods demand in $t = 2$ is zero.

Case A Assume firm j deviates by liquidating more than required, $y_j(1) \geq y(1) = 1$, repaying more than its central bank loan. (i) If the aggregate sets $\hat{y}(1) < 1$, then $\hat{P}_2 = 0$. Thus, the value of the required repayment to the central bank is zero in $t = 2$. If the firm-bank pair invests the proceeds $y_j - y$ at the central bank, profits to firm j in $t = 2$ equal:

$$\Pi(y_j) = 0 - 0 + (1 + r_1^*(1, \hat{y}))(y_j - y)\hat{P}_1,$$

If the central bank sets $r_1^*(1, \hat{y}) < -1$, then the firm's deviation is not profitable, $\Pi(y_j) < 0$. If cash exists, the firm-bank pair can circumvent the negative interest rate $r_1^*(1, \hat{y})$ on central bank reserves by storing the sales proceeds from $t = 1$ onwards in the vault.

$$\Pi(y_j) = 0 - 0 + (y_j - y)\hat{P}_1 > 0.$$

Therefore, firm profits in $t = 2$ are positive. Thus, with cash, if the central bank demands $y(1) < 1$ at $n = 1$, a profitable deviation exists: All firms will play $y_j^* = 1$, resulting in $\hat{y}(1) = 1$. Note that for $n = 1$, and $\hat{y} = 1$, the goods demand and the supply in $t = 2$ are zero, so that, without a market in $t = 2$, the price \hat{P}_2 is undefined, and we set the required repayment to the central bank in $t = 2$ to zero as in the case $\hat{y}(1) < 1$.

Case B The deterrence of deviations in the other direction do not pose an issue. Assume firm j deviates by liquidating less than required, $y_j(1) < y(1) = 1$, repaying less than the

required amount $\hat{P}_1 \times 1$ to the central bank. If the aggregate of firms liquidate $\hat{y}(1) < 1$, then $\hat{P}_2 = 0$. Then, any penalty rate $\tilde{r}_1(1, \hat{y}) > 0$ turns the firm's profits in $t = 2$ negative

$$\Pi(y_j) = 0 - 0 - (1 + \tilde{r}_1)(y - y_j)\hat{P}_1 < 0.$$

Thus, any penalty rate $\tilde{r}_1(1, \hat{y}) > 0$ can deter a liquidation deviation $y_j < y(1) = 1$. Analogous for $\hat{y}(1) = 1$. \square

Proof. [Proof Proposition 7.1] Assume $y(n) = y^*$ for all $n \in [\lambda, 1]$, and thus $y(n) \in (0, 1)$. We know from the main text that this liquidation policy implements the optimal allocation in dominant strategies and deters runs if the firms implement it as the unique Nash equilibrium.

To see that $\hat{y} = y$ is a Nash equilibrium, consider $n = \lambda$. It holds $\frac{P_2 R}{P_1} = \frac{y^*}{1-y^*} \frac{1-\lambda}{\lambda} (1 + i(\lambda)) = \frac{x_1^* - x_1^* \lambda}{1 - x_1^* \lambda} (1 + i(\lambda))$, where we have plugged in $y^* = x^* \lambda$. See that $\frac{x_1^* - x_1^* \lambda}{1 - x_1^* \lambda} > 1$ by $x_1^* > 1$ so that for any choice $i(n, y^*) \geq 0$ it holds that $\frac{P_2 R}{P_1} > 1$. Thus, the central bank can find $\tilde{r}_1 > r_1^* > 0$ with $1 + r_1^* < \frac{P_2 R}{P_1} < 1 + \tilde{r}_1$. Now consider $n \in (\lambda, 1)$. Then $\frac{P_2 R}{P_1} = \frac{y^*}{1-y^*} \frac{1-n}{n} (1 + i(n)) > 1$ for all $n \in (\lambda, 1)$ if $i(n)$ grows sufficiently fast in n . Therefore, likewise, positive interest rates can be found with $1 < 1 + r_1^* < \frac{P_2 R}{P_1} < 1 + \tilde{r}_1$.

In $n = 1$, because $y(1) = y^* < 1$, Lemma B.1 states that an interest rate $r_1^*(1, \hat{y}) < -1$ and $\tilde{r}_1(1, \hat{y}) > 0$ implement y as the unique Nash equilibrium for any deviation \hat{y} , given cash does not exist. Given a deviation $\hat{y} \in (0, 1)$ and $n \in [\lambda, 1)$ one can always find a nominal interest rate $i(n, \hat{y})$ such that $\frac{\hat{P}_2 R}{\hat{P}_1} = \frac{\hat{y}}{1-\hat{y}} \frac{1-n}{n} (1 + i(n, \hat{y})) > 1$; thus, interest rates $\tilde{r}_1(n, \hat{y}) > r_1^*(n, \hat{y}) > 0$ exist with $1 + r_1^* < \frac{\hat{P}_2 R}{\hat{P}_1} < 1 + \tilde{r}_1$. Following the proof of Proposition 6.1 shows that \hat{y} cannot be Nash. Likewise, the cases $n = 1$ and $\hat{y} = 1$ and $\hat{y} = 0$ are covered there.

With cash: Then given a run, $n = 1$, the central bank cannot deter a deviation $\hat{y} = 1$ by the firms; see the reasoning in Lemma B.1. The households internalize the firms' deviation ex ante. They know, given the run, the firms liquidating everything, implying that the goods supply in $t = 2$ equals zero. This makes running on the central bank optimal ex post. Therefore, the run-equilibrium rearises. Given $n \in [\lambda, 1)$, the central bank can find interest rates to deter every deviation $\hat{y} = y^*$, see the proof to Proposition 6.1. The households

anticipate this ex ante. Therefore, given $n = \lambda$ the firms indeed provide goods $\hat{y} = y^*$, making “spend late” ex post optimal for patient households. \square

Proof. [Proof Proposition 7.2]

Let $y(n) = n$ for all $n \in [\lambda, 1]$ the liquidation policy desired by the central bank. Following Proposition 7, we know this liquidation policy can be implemented as fully price stable if the nominal interest rate $i(n)$ is fine-tuned. Further, for $y = n < 1$, $\frac{P_2 R}{P_1} = (1 + i(n)) = \frac{\bar{P} - n}{1 - n} R = R > 1$. Thus, there exist positive interest rates $0 < r_1^* < \tilde{r} \leq \infty$, such that following the liquidation policy desired by the central bank is the unique Nash equilibrium, and thus optimal for all firms. Moreover, $y = 1$ in $n = 1$ so that by Proposition 6.1 interest rates exist such that profitable deviations are absent, even when cash is present.

Recall that the real allocation to households satisfied $x_1(n) = y(n)/n = 1 < x_1^*$ for all $n \in [\lambda, 1]$. Thus, the optimal allocation is not implemented, but runs are absent by $x_1(n) < x_2(n)$ for all n . \square

B.3 Decentralization with private banks, firms and a CBDC

Section B assumed that households hold deposits at private banks, with the central bank providing within-period loans to banks to meet withdrawal demands. To connect Section B with our benchmark model, we shall demonstrate that we can equally well assume that households hold CBDC rather than deposits across periods. In contrast to the benchmark model in the main text, the central bank no longer runs projects directly but funds banks, which in turn fund firms running projects. This is, therefore, a model version of the model in which the disintermediation problem of banks losing deposit funding to the central bank in the form of a CBDC is resolved by having the central bank replenish that funding via intertemporal loans.

In $t = 0$ and as above, households are endowed with one unit of the good but have no access to the production technology. Firms have no funds of their own but have access to the technology. They require a loan from banks to purchase the goods from the households. The central bank provides banks with a loan M_0 , which they lend out to firms to purchase goods

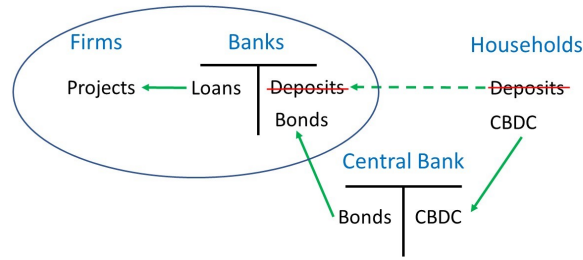


Figure 7: The financial system with CBDC: Households, firms, banks, and the central bank.

from households. However, assume now that households hold the money obtained from the goods sales in the form of CBDC at the central bank across periods rather than redepositing it with the banks. Holding money in the form of CBDC allows paying a nominal interest.³⁰ Because the households do not redeposit the sales proceeds with the banks in $t = 0$, banks can repay loans to the central bank only when firms sell goods in $t = 1$ and $t = 2$, depositing their proceeds with their house bank to repay their bank loan. Hence, the central bank's loans to banks must now be intertemporal rather than intratemporal. The equivalence to the formulation above is best seen by using the same notation but giving it a different interpretation.

Let $(D_1, D_2) = (M_1, M_2)$ be the CBDC balances available to the household when spending in either $t = 1$ or $t = 2$. The case $M_0 = M_1 = M_2$ and $i(n) = 0$ covers the case of cash. Note, in this model version, D_1 and D_2 are set directly by the central bank, whereas in Section B, the bank would set the deposit contract as $D_1 = M_1$ and $D_2 = M_2$ following the central bank's announced money supply in $t = 0$. The central bank loan to a bank then requires the bank to repay nD_1 units of money in period $t = 1$ and $(1 - n)D_2$ units of money in $t = 2$, where n is the fraction of households spending their CBDC balances in $t = 1$, and via market clearing $nD_1 = P_1y$ and $(1 - n)D_2 = (1 - y)RP_2$, the outstanding loan amounts equal the revenue of the "average firm," liquidating the aggregate and average quantity y .³¹ Penalties are applied as before should the bank deviate from these repayments. The contract between a bank and a firm is as before. It is clear then that the analysis above applies here and that

³⁰This holds because the mechanisms to control runs are implemented via the goods market and not in the form of deterring depositors from withdrawing money (which would be extremely hard in the case of cash).

³¹As before, one may wish to think of this as a one-period loan from $t = 0$ to $t = 1$, of which a fraction $1 - n$ can be rolled over without further penalty.

one obtains the same allocations and prices.

C Fixing the Trilemma

Open market operations. We argued before that changes in the interest rate do not fix the trilemma. We will show now that open market operations also fail at this task. Consider an open market operation by the central bank, given n and its other policy choices. In $t = 1$, the central bank sells one-period nominal bonds $B > 0$ to be repaid in $t = 2$ with interest i_B . If $B = M - M(n)$ and all agents buy these bonds, then shopping agents are left with the quantity $M(n)$ of money, and only $nM(n)$ gets spent.

This intervention does not fix the trilemma, regardless of B and i_B . When the central bank sells these bonds, agents' types and n have already been revealed. Impatient agents have no desire to buy these bonds because they pay off in $t = 2$ when they have no use for balances. For patient agents, consider first the case $i_B = i(n)$. Non-shopping patient agents are indifferent between holding deposit balances or bonds. If $i_B < i(n)$, non-shopping patient agents strictly prefer to hold their balances rather than purchase bonds, and no other agents buy the bonds. If $i_B > i(n)$, then all non-shopping patient agents will seek to purchase up to the amount of their deposit balances. If the bond supply is lower than that, the bonds are sold pro rata, or the buyers are chosen randomly to achieve bond market clearing. But in all three cases, patient agents will not change their shopping behavior because bond purchases do not alter real allocations, and the net result is only a higher price level in $t = 2$, leaving the price level in $t = 1$ unaffected.

D Extensions

Token-based CBDCs. With a token-based CBDC, a central bank issues anonymous electronic tokens to agents in $t = 1$ rather than accounts. Whether this is done with or without a blockchain is irrelevant to our paper. Similarly, we do not need to specify which walls should exist between the CBDC and the central bank to guarantee the anonymity of tokens. These

electronic tokens are more akin to traditional banknotes than to deposit accounts. Trading with tokens only requires trust in the token's authenticity rather than knowledge of the token holder's identity. Thus, token-based transactions can be made without the knowledge of the central bank.

With appropriate software, digital tokens can be designed in such a way that each unit of a token in $t = 1$ turns into a quantity $1 + i$ of tokens in $t = 2$, with i to be determined by the central bank at the beginning of $t = 2$: even a negative nominal interest rate is possible.³²

With that, the analysis in the main paper still holds since nothing of essence depends on the identity of the spending agents other than the total CBDC tokens spent in the goods market. With a token-based CBDC, agents obtain M tokens in $t = 0$ and decide how much to spend in $t = 1$ and $t = 2$. Hence, the same allocations can be implemented except for those that require the suspension of spending, as discussed in Section 5.

For the latter, the degree of implementability depends on technical details outside the scope of this paper. Even with a token-based system, the transfer of tokens usually needs to be registered somewhere, e.g., on a blockchain. Limiting the total quantity of tokens that can be transferred on-chain in any given period is technically feasible. A pro-rata arrangement can be imposed by taking all of the pending transactions waiting to be encoded in the blockchain, taking the sum of all the spending requests, and dividing each token into a portion that can be transferred and a portion that cannot. Such an implementation is even easier when a centralized third party operates the token-based CBDC.

Synthetic CBDC and retail banking. With a synthetic CBDC, agents do not hold the central bank's digital money directly. Rather, agents hold accounts at their retail bank, which in turn holds a CBDC not much different from current central bank reserves. This may be due to tight regulation by the monetary authority. In our analysis above, the retail banks undertake the real investments envisioned for the central bank.

The key difference from the current cash-and-deposit-banking system is that cash does not

³²Historically, we have examples of banknotes bearing positive interest (for instance, during the U.S. Civil War, the U.S. Treasury issued notes with coupons that could be clipped at regular intervals) and negative interest (demurrage-charged currency, such as the prosperity certificates in Alberta, Canada, during 1936). Thus, an interest-bearing electronic token is novel only in its incarnation but not in its essence.

exist as a separate central bank currency or means of payment. That is, in a synthetic CBDC system, agents can transfer amounts from one account to another, but these transactions are always observable to the banking system and, thereby, the central bank. Likewise, agents (and banks) cannot circumvent negative nominal interest, while they could do so in a classic cash-and-deposit banking system by withdrawing and storing cash.

For our analysis, observability is key. Our analysis is relevant in the case of a systemic bank run, i.e., if the economy-wide fraction of spending agents exceeds the equilibrium outcome. Much then depends on the interplay between the central bank and the system of private banks. For example, if the liquidation of long-term real projects is up to the retail banks, and these retail banks decide to make the same quantity of goods available in each period, regardless of the nominal spending requests by their depositors, then the aggregate price level will have to adjust. The central bank may seek to prevent this by suspending spending at retail banks or forcing banks into higher liquidation of real projects: both would require considerable authority from the central bank.

E Bank runs vs. spending runs

Deposit insurance or lender-of-last resort policies have been proposed to address the bank run issues raised by DD. Conceptually, these policy discussions view a private bank as small relative to a deep-pocketed government, allowing for a partial equilibrium perspective. Such traditional policies do not restrict early consumption or behavior but provide additional consumption in $t = 2$ to ease rollover incentives.

By contrast, our analysis takes a general equilibrium approach. Providing insurance in case of a system-wide bank run needs to respect aggregate resource constraints. DD do so by proposing a real tax on withdrawals in $t = 1$ to finance deposit insurance. Their tax depends on the aggregate withdrawals, reduces real investment liquidation, and can be designed in such a way as to prevent a run.

In our framework, such a tax can be imposed as a real tax on goods purchased after the agents have gone shopping or as a nominal tax on dollar balances before agents can

spend them. The first case is then a particular form of our liquidation policy, rewritten as selling a gross amount of goods to agents and reducing it with a real sales tax to the net amount delivered. The key insight of our analysis in the main text is that such a run-detering policy is at odds with the price stability objectives. The second case of a nominal tax does not deter spending runs in our model. Nominal taxes are a version of the state-contingent money balances considered in Section 5. As we show there, state-contingent dollar balances are insufficient on their own. Spending runs can only be deterred if, in addition, the liquidation policy is run-detering. The same logic applies to nominal bailouts and nominal deposit insurance at $t = 1$: whether a spending run can happen depends entirely on the real liquidation policy, not on nominal quantities.

Only real deposit insurance or real lender-of-last-resort policies could prevent runs. Because this paper takes a general equilibrium approach, the only way to guarantee high consumption in the future is by constraining liquidation during the interim period. This liquidation constraint can be interpreted as the central bank's early intervention to implement a (real) lender of last resort or insurance policy in $t = 2$.

The provision of real deposit insurance in $t = 1$ while adhering to an aggregate budget constraint requires the central bank to liquidate investment in proportion to withdrawals. These additional liquidations stabilize the price level in $t = 1$. A central bank's full price stability commitment can be understood as a commitment to real $t = 1$ -deposit insurance provision in a nominal world, but is inefficient, as we have pointed out in Corollary 8. As we saw above, maintaining efficiency and providing real deposit insurance in $t = 1$ is bound to fail if withdrawals exceed the critical threshold n_c .

As an alternative way of providing real insurance, [Keister \(2016\)](#) proposes to tax depositor resources in $t = 0$ to finance bailouts. The tax there reduces the real claims by depositing households in $t = 1$. With sufficient reduction, the tax collected can then provide real insurance in case of a run. Such a mechanism per se would not necessarily deter spending runs in the context of our model. That holds because, with or without tax, our framework has no fixed real claims in $t = 1$. Instead, real goods obtained in $t = 1$ result from endogenous purchase decisions and market clearing, given the liquidation policy of the central bank.

Rather, the nominal claims remain unchanged in our model, but, as already explained above, even a spending-contingent change in nominal claims could not deter spending runs. Because real taxation in $t = 0$ does not necessarily translate into a real claim reduction in $t = 1$, such taxation in $t = 0$ is ineffective in preventing spending runs. Moreover, such taxation does not free up additional resources for allocation in the form of a bailout in $t = 1$. This holds because all resources available for bailing out or insuring the households in $t = 1$ are under the central bank's control due to its investments in $t = 0$. There are no additional resources in the economy up for grabs.

The discussion above highlights the difference between a more traditional perspective on bank runs on the one hand and the spending run on the central bank in our analysis on the other hand. In a traditional bank run, agents run away from deposits into cash. If that bank is small relative to the aggregate economy, a central bank or lender of last resort can alleviate such a run by providing emergency lending. This is still true for a system-wide bank run, when deposit claims are nominal, and the conversion into cash can be satisfied by a central bank, providing the appropriate quantities of cash.

That kind of deposit-to-cash conversion during a classic bank run keeps the money aggregate $M_1 = D + C$, that is, the sum of cash and deposits in the economy, constant. If that deposit-to-cash conversion does not result in higher spending or liquidation by the central bank, aggregate real allocations and the price level remain unaffected. By contrast, our focus here is a spending run where households run away from M_1 , such as currency, into goods on an aggregate scale. This now requires the liquidation of long-term projects on an aggregate level. Aggregate resource constraints have to be obeyed, and consequences for the aggregate price level have to be analyzed, and indeed, we do.

Acknowledgements

We thank Phil Dybvig for his insightful comments, Agnese Leonello, an anonymous ECB referee, and participants at numerous seminars for their feedback.

The contribution of Linda Schilling has been prepared under the Lamfalussy fellowship program sponsored by the ECB and was originally named “Central bank digital currency and the reorganization of the banking system.”

The authors are not part of the ECB’s digital euro project team and do not contribute to it.

Jesús Fernández-Villaverde

University of Pennsylvania, Philadelphia, United States; National Bureau of Economic Research (NBER), Cambridge, United States; Centre for Economic Policy Research (CEPR), London, United Kingdom; email: jesusfv@econ.upenn.edu

Linda Schilling (corresponding author)

Olin School of Business, St. Louis, United States; Washington University in St. Louis, St. Louis, United States; Centre for Economic Policy Research (CEPR), London, United Kingdom; email: lindas@wustl.edu

Harald Uhlig

University of Chicago, Chicago, United States; Centre for Economic Policy Research (CEPR), London, United Kingdom; National Bureau of Economic Research (NBER), Cambridge, United States; email: huhlig@uchicago.edu

© European Central Bank, 2024

Postal address 60640 Frankfurt am Main, Germany

Telephone +49 69 1344 0

Website www.ecb.europa.eu

All rights reserved. Any reproduction, publication and reprint in the form of a different publication, whether printed or produced electronically, in whole or in part, is permitted only with the explicit written authorisation of the ECB or the authors.

This paper can be downloaded without charge from www.ecb.europa.eu, from the [Social Science Research Network electronic library](#) or from [RePEc: Research Papers in Economics](#). Information on all of the papers published in the ECB Working Paper Series can be found on the [ECB’s website](#).

PDF

ISBN 978-92-899-6368-8

ISSN 1725-2806

doi:10.2866/92919

QB-AR-24-005-EN-N