

Palley, Thomas

Working Paper

The theory of monetary disorder: Debt finance, existing assets, and the consequences of prolonged monetized budget deficits and ultra-easy monetary policy

FMM Working Paper, No. 93

Provided in Cooperation with:

Macroeconomic Policy Institute (IMK) at the Hans Boeckler Foundation

Suggested Citation: Palley, Thomas (2023) : The theory of monetary disorder: Debt finance, existing assets, and the consequences of prolonged monetized budget deficits and ultra-easy monetary policy, FMM Working Paper, No. 93, Hans-Böckler-Stiftung, Macroeconomic Policy Institute (IMK), Forum for Macroeconomics and Macroeconomic Policies (FMM), Düsseldorf

This Version is available at:

<https://hdl.handle.net/10419/297856>

Standard-Nutzungsbedingungen:

Die Dokumente auf EconStor dürfen zu eigenen wissenschaftlichen Zwecken und zum Privatgebrauch gespeichert und kopiert werden.

Sie dürfen die Dokumente nicht für öffentliche oder kommerzielle Zwecke vervielfältigen, öffentlich ausstellen, öffentlich zugänglich machen, vertreiben oder anderweitig nutzen.

Sofern die Verfasser die Dokumente unter Open-Content-Lizenzen (insbesondere CC-Lizenzen) zur Verfügung gestellt haben sollten, gelten abweichend von diesen Nutzungsbedingungen die in der dort genannten Lizenz gewährten Nutzungsrechte.

Terms of use:

Documents in EconStor may be saved and copied for your personal and scholarly purposes.

You are not to copy documents for public or commercial purposes, to exhibit the documents publicly, to make them publicly available on the internet, or to distribute or otherwise use the documents in public.

If the documents have been made available under an Open Content Licence (especially Creative Commons Licences), you may exercise further usage rights as specified in the indicated licence.



<https://creativecommons.org/licenses/by/4.0/legalcode>

FMM WORKING PAPER

No. 93 • October 2023 • Hans-Böckler-Stiftung

THE THEORY OF MONETARY DISORDER: DEBT FINANCE, EXISTING ASSETS, AND THE CONSEQUENCES OF PROLONGED MONETIZED BUDGET DEFICITS AND ULTRA-EASY MONETARY POLICY

Thomas Palley¹

ABSTRACT

This paper introduces the notion of monetary disorder. The underlying theory rests on a twin circuits view of the macro economy. The idea of monetary disorder has relevance for understanding the experience and consequences of the recent decade-long period of monetized large budget deficits and ultra-easy monetary policy. Current policy rests on Keynesian logic whereby a large fall in aggregate demand warrants robust offsetting monetary and fiscal policy actions. That logic neglects potential monetary disorder being bred within the financial circuit in the form of inflated asset prices and leveraged balance sheets. That disorder is likely to develop long before inflation accelerates so that inflation targeting fails to protect against it. Political factors increase the policy danger as the benefits of disorder are front-loaded and the costs backloaded. The paper concludes with a policy discussion regarding how to prevent Keynesian goods market counter-cyclical stabilization policy from causing monetary disorder.

¹ Washington, DC, mail@thomaspalley.com; FMM Fellow.

The theory of monetary disorder: debt finance, existing assets, and the consequences of prolonged monetized budget deficits and ultra-easy monetary policy

Abstract

This paper introduces the notion of monetary disorder. The underlying theory rests on a twin circuits view of the macro economy. The idea of monetary disorder has relevance for understanding the experience and consequences of the recent decade-long period of monetized large budget deficits and ultra-easy monetary policy. Current policy rests on Keynesian logic whereby a large fall in aggregate demand warrants robust offsetting monetary and fiscal policy actions. That logic neglects potential monetary disorder being bred within the financial circuit in the form of inflated asset prices and leveraged balance sheets. That disorder is likely to develop long before inflation accelerates so that inflation targeting fails to protect against it. Political factors increase the policy danger as the benefits of disorder are front-loaded and the costs backloaded. The paper concludes with a policy discussion regarding how to prevent Keynesian goods market counter-cyclical stabilization policy from causing monetary disorder.

Keywords: Monetary disorder, twin circuits, inflation, asset price bubbles, budget deficits, modern money theory (MMT).

JEL refs.: E00, E12, E30, E40, E63.

October 2023

Thomas Palley
Washington, DC
mail@thomaspalley.com

1. Introduction: monetary disorder versus monetarism

This paper introduces the notion of monetary disorder which is developed within the context of a twin circuits model of the economy. Like the traditional Monetarist Fisher equation of exchange, the paper emphasizes the circulatory nature of money. However, unlike the Monetarist approach there is no necessity that large exogenous injections of money trigger product market inflation. Instead, such injections may fuel monetary disorder via asset markets and trigger asset price inflation. A key analytic distinction is between new and existing capital assets.

The approach has significant policy relevance. Over the past fifteen years, macroeconomic circumstances have encouraged ultra-low interest rates and massive issuance of bank reserves, and those circumstances may return. Governments ran large budget deficits which were financed by central banks “printing” money and buying up the new debt issue. Additionally, central banks engaged in large scale money-financed purchases of existing debt via quantitative easing (QE), and they also facilitated creation of commercial bank money (i.e., bank deposits) via ultra-low negative real interest rates that encouraged expansion of bank lending. The theory of monetary disorder provides a frame for thinking about such policies and why they may ultimately backfire.

The consequences of monetary disorder depend on economic context. The size of the domestic financial sector is an important variable, with a large financial sector enabling the economy to absorb larger money financed deficits. Inflationary outcomes are more likely in economies with small financial sectors. In economies with large financial sectors, over-issue of money can ultimately generate economic crisis and deflation. That illustrates how different the proposed approach is from the classic monetarist perspective as epitomized by the Fisher equation of exchange.

The structure of the balance of the paper is as follows. Section 2 presents the twin circuits approach to monetary macroeconomics. Section 3 discusses the construct of disorder. Section 4 presents and explores a taxonomy of monetary disorders. and how the twin circuits model helps understand them. Section 5 discusses the benefit of a large financial sector in damping monetary disorder, while section 6 discusses the relevance of the theory of monetary disorder for the debate regarding modern money theory (MMT). Section 7 discusses policies that can prevent Keynesian goods market counter-cyclical

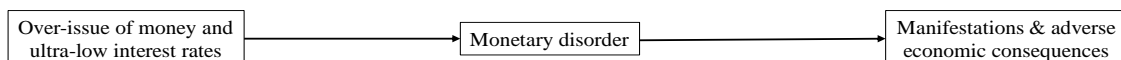
stabilization policy from causing monetary disorder. Section 8 concludes the paper with a discussion of the political proclivity to monetary disorder.

2. The twin circuits: a framework for monetary macroeconomics

The money - inflation nexus remains the principle focus for both classically inclined and Keynesian inclined economists. The theory of monetary disorder suggests that focus is misplaced, particularly in developed economies.

Figure 1 provides a heuristic model of how to think about the problem. Over-issue of money and ultra-low interest rates generate conditions of monetary disorder, which in turn generate adverse economic consequences. The process takes time to work through and is context dependent. Inflation may turn out to be one of the adverse consequences, but it is neither automatic nor direct. Indeed, disorder may end up producing deflation if it results in an implosion of the financial system. That should make clear how different the “monetary disorder” perspective is from the classical Monetarist perspective.

Figure 1. Schematic representation of the theory of monetary disorder.



2.a The twin circuits

The framework for analyzing monetary disorder rests on the “twin circuits” approach to monetary macroeconomics proposed in Palley (1998a), which in turn derives from Keynes’ (1930) *Treatise on Money*. The economy is represented as having a “real circuit” in which the level of real economic activity is determined, and a “financial circuit” in which financial asset prices and yields are determined.

The twin circuits approach contrasts with the monetarist logic of the Fisher equation which is given by:

$$(1) MV = PY$$

M = money supply, V = velocity of money, P = price level, Y = real output. The monetarist approach is a single circuit approach and the circuit concerns the real economy. Money is injected into the real economy. If output is fixed by supply side constraints (the classical assumption) and velocity is constant, the price level rises in response to increased M.

Expressed in terms of rates of growth, the Fisher equation becomes:

$$(2) m + v = \pi + g$$

m = rate of nominal money supply growth, v = rate of change of velocity, π = inflation, g = growth of real output. If v = 0 and g is exogenous, inflation is given by

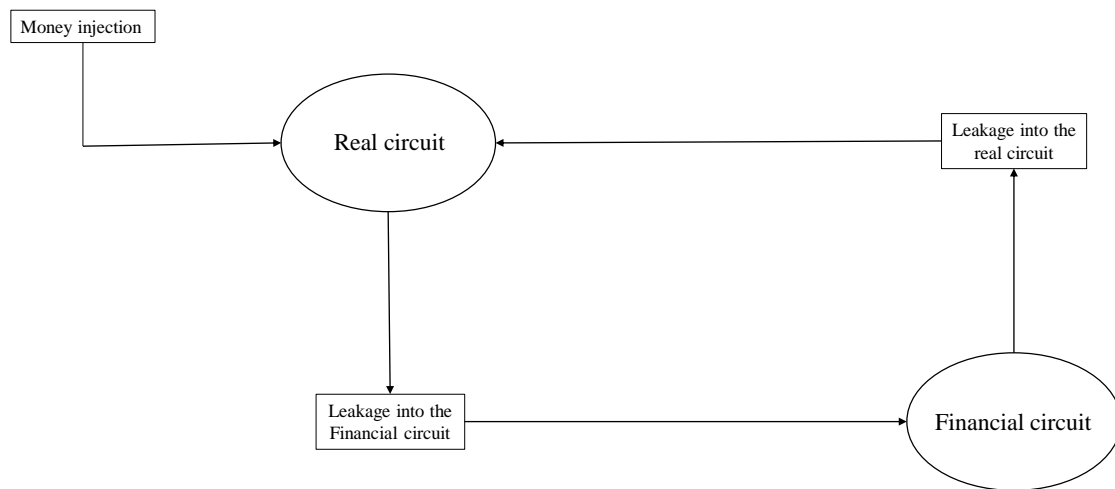
$$(3) \pi = m - g$$

Money supply growth therefore shows up directly as inflation, in accordance with the logic of the monetarist perspective.

The twin circuits model has a different logic compared to the monetarist perspective, as illustrated in Figure 2. Money is injected into the real circuit, some of

which leaks into the financial circuit. There is also a leakage from the financial circuit back into the real circuit. Money confers purchasing power, and the act of spending transfers that purchasing power and potentially relocates it in another sector of the economy.

Figure 2. The twin circuits model.



The nature of the output response to the monetary injection into the real circuit depends on the character of the economy, which depends on current conditions. A depressed economy is characterized by Keynesian conditions in the real circuit, so the initial monetary injection mainly induces increased real economic activity. An economy operating at full employment is characterized by classical conditions, so the monetary injection mainly induces increased prices, stock-outs, and queues. In between those poles, there will be a mix of output and price response, with the mix depending on the elasticity of supply conditions. In an open economy, the output – price response also depends on the conditions of access to foreign supply, and easy availability of foreign supply will

tend to diminish both the domestic output response and the accompanying price level response.

The extent of leakage from the real circuit into the financial circuit depends on income distribution, reflecting a Kaleckian dimension to the twin circuits. Thereafter, money that has leaked out of the real circuit circulates in the financial circuit, impacting asset prices and interest rates. The velocity of circulation in the financial circuit links with Keynes' (1936) liquidity preference theory of money demand and interest rate determination. If liquidity preference is high, the velocity of financial circulation will be low and asset prices will be correspondingly lower and yields higher. The velocity of financial circulation also connects with the phenomenon of asset bubbles, about which more below.

The twin circuits are closed by reflux from the financial circuit back into the real circuit. That happens when agents sell an asset and then spend some of the sale proceeds in product markets. Though not shown in Figure 2, banks are critical cogs in this process. Thus, money spent is deposited in banks, then re-spent, and then redeposited. Banks handle transactions within both circuits, and they are also the conduit between the circuits. Metaphorically speaking, banks have their feet in both circuits.

2.b Budget deficits in the twin circuits

The twin circuits framework helps understand the economic difference between money financed budget deficits and bond financed budget deficits. Figure 2 corresponds to the case of a money financed budget deficit. The central bank provides money to the government which then spends that money in the real circuit. The spending therefore generates an exogenous injection of money into the real circuit. The size of the

expenditure multiplier depends on the scale of the leakage into the financial circuit and the reflux back into the real circuit (Palley, 1998a).

Bond financed deficits are more complicated, as shown in Figure 3. The government sells bonds and withdraws the bond sale proceeds from the financial circuit. Those proceeds are then spent in the real circuit, generating a money injection into the real circuit. In effect, bond financed deficit spending transfers money out of the financial circuit into the real circuit.

Figure 3. Bond financed budget deficits in the twin circuits model.

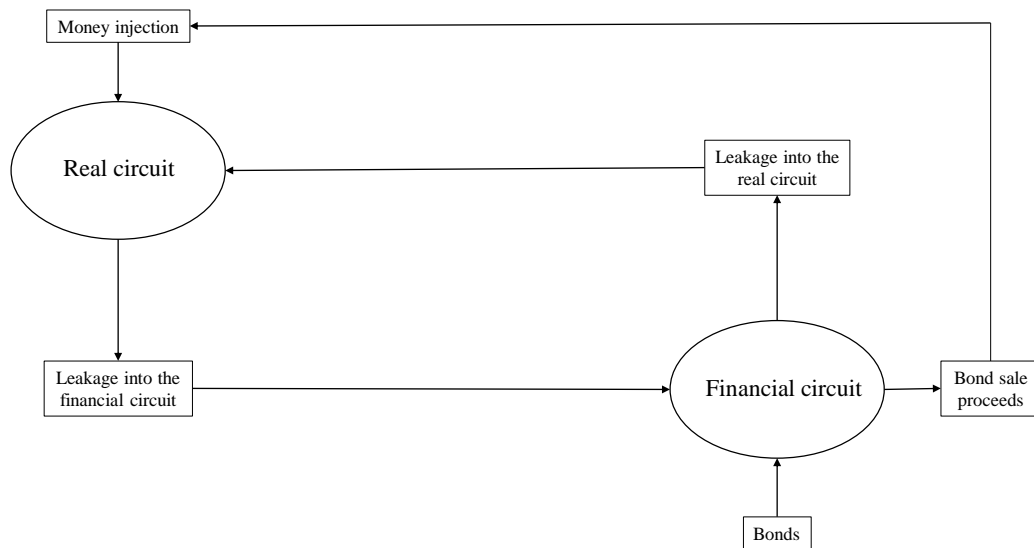
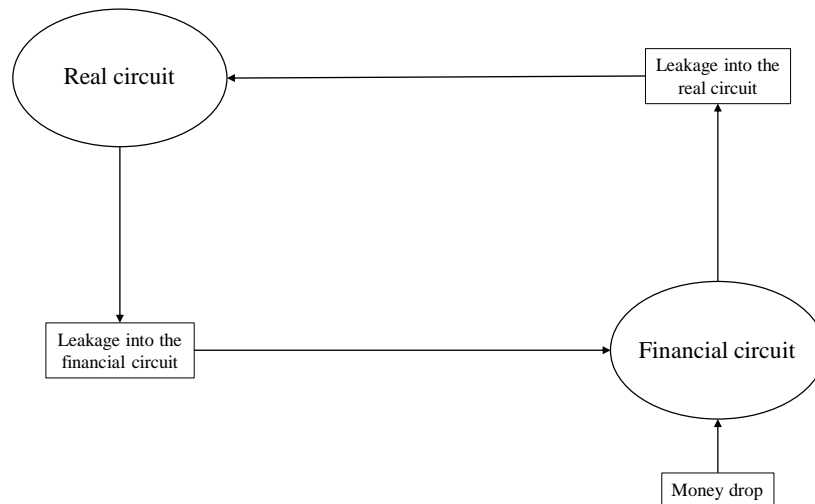


Figure 4 shows the case of a helicopter money drop. Now, money is effectively dropped into the financial circuit, and the real economic impact of the drop depends on the extent to which households spend that money in the real circuit. The economic impact of a helicopter drop therefore depends on what type of households receive the drop. If the drop goes to poorer households, they will tend to spend it and the impact on the real circuit will be large. If it goes to richer households, they will tend to hoard it and the

impact on the real circuit will be small.

Figure 4. Helicopter money drop in the twin circuits model.



2.c Private sector credit and the twin circuits

The twin circuits model also suggests the need to differentiate between types of credit. Credit is supplied by the financial sector. However, it makes a difference whether that credit is injected into the real circuit or the financial circuit. Credit that is injected into the real circuit will directly stimulate AD and economic activity. Credit that is injected into the financial circuit will bid up existing asset prices. That issue is emphasized by Werner (2012), and it is also identified by Bezemer et al. (2016) who focus on mortgage credit. That differential impact is lost in macroeconomic models via over-aggregation of credit into a single category. It is also lost via aggregation of demand without reference to how demand is financed and without reference to how credit is created (Palley, 1994, 1997).

2.d Comparison with ISLM

The twin circuits framework bears comparison with the ISLM framework developed by

Hicks (1937). The real circuit has parallels with the IS schedule, while the financial circuit has parallels with the LM schedule. The big analytical difference is that the twin circuits perspective emphasizes the circulating nature of money and expenditure flows instead of supply/demand balance.

The twin circuits framework connects with the analytical tradition represented by the Fisher equation of exchange, to which it adds a second financial circuit equation of exchange. Each circuit is subject to monetary leakages and injections, and the two circuits are linked with each other. That contrasts with the ISLM model which is a general equilibrium model constructed using market supply and demand analysis. The IS schedule constitutes a flow equilibrium in the goods market, while the LM schedule constitutes a stock equilibrium in the money market. The intersection of the two equilibrium schedules then constitutes a general equilibrium if Walras' law holds (Palley, 1998b).

The two approaches can be viewed as complementary, revealing different aspects of the economy. Metaphorically speaking, the economy is the elephant. The two approaches touch the elephant from different sides. The ISLM provides a static equilibrium picture of the economy. The twin circuits provide a dynamic circulatory picture. Money flows are the oxygen of economic activity, and the twin circuits maps the channels of those flows and highlights their implications.

3. Disorder versus disequilibrium: some methodological reflections

One of the difficulties of developing a theory of monetary disorder is that order and disorder are easily conflated with equilibrium and disequilibrium, which is the conventional way of thinking in economics. That conventional mode of thought is

encouraged and sustained via the use of mathematical models which require equilibrium conditions for their closure and solution.

The principal benefit of equilibrium analysis is it provides a simplifying methodology for taming complexity. In effect, it puts history on hold by assuming away the process of internally generated flux that is the engine of history (Palley, 2023, p.463-466). Furthermore, mathematical equilibrium analysis can then be paired with mathematical stability analysis to identify factors that might produce instability and make equilibrium untenable.

That principal benefit is also equilibrium analysis' fundamental problem, which is its denial of the historical nature of reality. The construct of disorder is intended to remedy that analytical deficiency by recognizing the evolutionary and fundamentally uncertain nature of history. A disordered situation is not chaotic, it is not a disequilibrium in the sense of markets not clearing, and nor is it characterized by bouncing along either floors or ceilings. It is more akin to a problematic condition. If the disorder is severe, it may ultimately generate developments which produce some form of crisis, thereby triggering intervention and a reset.

It is tempting to identify disorder with instability, but that does not capture its meaning. Disorder involves a different analytical conception of the economic process which is situated within a larger historical process in which events are unfolding. There is no gravitational equilibrium point anchoring the economic process and nor is there an unstable process driving it away from that equilibrium point. Instead, a disordered situation is one which has some undesirable characteristics and developments are unfolding in a way that might eventually require some form of exogenous reset.

Crisis is the partner of disorder, with crisis being defined as a situation in which the system cannot reproduce itself. Disorder precedes crisis and corresponds to a period of breaking down. Mathematically, it has some parallels with Hopf bifurcation analysis. However, the latter is based on functional representations that represent the breakdown as a precise point, one side of which is stable and the other side of which is unstable. Disorder is better thought of as a problematic zone, and it is a qualitative construct rather than a mathematical one.

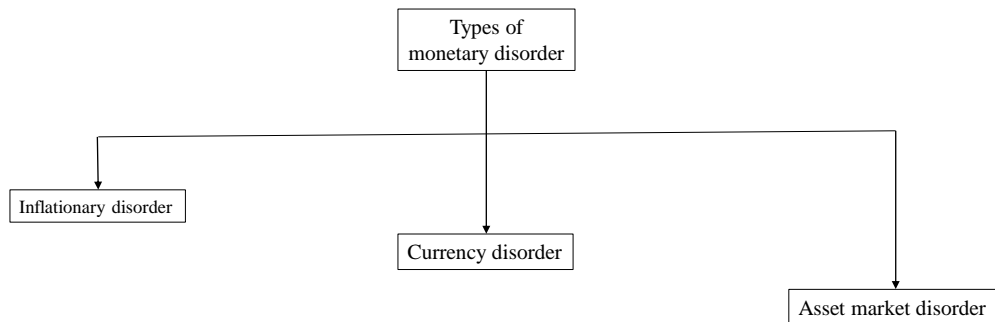
Disorder analysis is operationalized by adopting a taxonomic approach that identifies different stylized types of disorder. The different forms of monetary disorder are taxonomically classified, and then examined by type. Both the order/disorder and equilibrium/disequilibrium characterization are abstract frameworks for organizing thinking about the economy. Both are symbolic representations, and neither are mirrors that exactly reflect the economy. However, the qualitative taxonomic character of disorder analysis helps resist the fallacy of hyperstatization which equilibrium analysis fosters, whereby economists are tricked into believing the abstract simplification of equilibrium is a true reflection of reality.

4. A taxonomy of monetary disorder

The construct of monetary disorder is useful for thinking of pathological economic situations. Disorder emerges with excessive monetary injections into the system and ultra-low interest rates, prompting ruptures in standard behavioral patterns. Figure 5 provides a taxonomy of disorders consisting of inflationary disorder, currency disorder, and asset market disorder. Those different disorders are explored below, with the main focus being asset market disorder which is relevant for developed economies. An

important feature that emerges from the analysis is that the type of disorder is context dependent and affected by economic structure. Consequently, different economies will have proclivities to different types of monetary disorder.

Figure 5. A taxonomy of monetary disorders.



4.a Inflationary disorder

Inflationary disorder refers to a situation of high or even hyper-inflation. Inflation has been the historic focus of economists owing to the dominance of the classical monetarist perspective, as reflected in the Fisher equation of exchange ($MV = PY$). The simple algebraic logic of the Fisher equation means it is often mechanically asserted to apply in all situations, and that mechanical application is visible in the current moment. Thus, many economists reflexively assert that current large monetized budget deficits should produce inflation.

Such thinking is misguided as inflations differ and monetary disorder need not produce inflation. The inflation logic of the Fisher equation makes clear sense in two

circumstances. The first is when the supply-side of the economy has been devastated by such events as war or paralyzing political disorder. The second is when an economy lacks a developed financial circuit into which excess liquidity can be redirected.

The destruction of the supply-side causes supply (Y) to collapse, creating conditions in which too much monetary spending power is chasing too few goods. With no supply-side relief available, high or even hyper-inflation can develop through the monetarist dynamic identified by Cagan (1956). Anticipating higher future goods prices, agents seek to reduce money holdings by accelerating their goods market purchases and hoarding goods. That causes higher inflation, encouraging further flight from money and creating the possibility of an accelerating inflation feedback loop. In effect, money starts to lose its store of value function.

The problem can be made worse if inflation causes the budget deficit to increase owing to fiscal drag (i.e., the delay in collecting tax revenues) and the resulting deficit is money financed. In that case, the money supply starts to increase at the same time there is a flight out of money and money demand is collapsing.

That said, the root problem is the initial collapse of the supply-side. Though the dynamic ends up being monetarist, the initiating impulse is not and it is different from the conventional monetarist story which identifies exogenous increases in the money supply as the triggering event.

The second circumstance in which the logic of the Fisher equation holds is when an economy lacks a meaningful financial circuit. Inflationary disorder requires that money remain in the real circuit, in which case flight from money takes the form of flight into goods. However, as discussed more fully below, inflation may not develop if flight

from money takes the form of flight out of the real circuit into the financial circuit. In that case, the economy will experience asset price inflation.

That possibility illustrates the usefulness of the twin circuits analytical frame. It also highlights the importance of the financial circuit. High or hyper-inflation is historically associated with supply-side destruction and with economies with a small financial circuit. The size of the financial circuit matters. It provides a form buffer for absorbing monetary disorder and it cannot perform that buffering function if it is small.

4.b Currency disorder

The second form of monetary disorder in Figure 5 is currency disorder, exemplified by dollarization. Currency disorder occurs when economic agents abandon the domestic currency and shift to using a foreign currency. Historically, this phenomenon has been associated with developing and emerging market economies.

The trigger for currency substitution is high domestic inflation, the causes of which can vary. In that context, domestic money begins to lose its capacity to deliver on its functions as store of value, medium of exchange, and stable unit of account. Consequently, economic agents seek out a substitute currency that can perform those functions, and they start to sell domestic currency and buy foreign currency. The substitution can be partial or total. In a partial substitution the domestic currency continues to be used for daily ordinary transactions, but it is no longer held as a store of value and asset transactions are also conducted in the adopted substitute currency.

The selling of domestic currency and buying of foreign currency depreciates the real exchange rate. That process can then acquire a reinforcing dynamic of its own. First, it may trigger expectations of further depreciation, causing self-fulfilling speculative

flight away from domestic currency. Second, it contributes to imported price inflation (which tends to be especially strong in developing and emerging market economies), thereby also exacerbating currency flight. Third, fiscal drag may cause budget deficits which the government finances by printing money, thereby adding a monetarist money supply dimension to the problem.

The important feature about currency disorder is the collapse of the real exchange rate. That collapse is driven by an exit from domestic currency into foreign currency. If the exit were from domestic currency into the financial circuit, the impact would be very different. That does not happen when the financial circuit is small owing to lack of tradeable assets, as is the case in developing and emerging market economies. Once again, that highlights the significance of the financial circuit as a monetary buffer mechanism.

4.c Asset market disorder

The third form of monetary disorder in Figure 5 is asset market disorder, which manifests itself in the form of asset price bubbles, over-leveraged balance sheets, and excess capital accumulation. This type of disorder is most important for developed industrialized economies such as the US. Asset market disorder works via the financial circuit, which contrasts it with both inflationary disorder and currency disorder. There are also multiple varieties of asset market disorder, which need to be distinguished as they vary in their severity and the damage they inflict.

Figure 6 provides a taxonomy of four different asset market characterizations. These characterizations are distinguished by “asset type” and “asset financing”. Regarding asset type, the critical issue is whether the asset is newly produced or an

existing asset. Regarding asset financing, the critical question is whether it is debt financed or financed via equity or spending down money balances. That framing generates a two-by-two matrix with four boxes. It is argued below that it is debt financed outcomes (boxes B and D) that are the most dangerous, and the most dangerous of all are debt financed disorders involving existing assets (box D).

Figure 6. Taxonomy of asset market disorders.

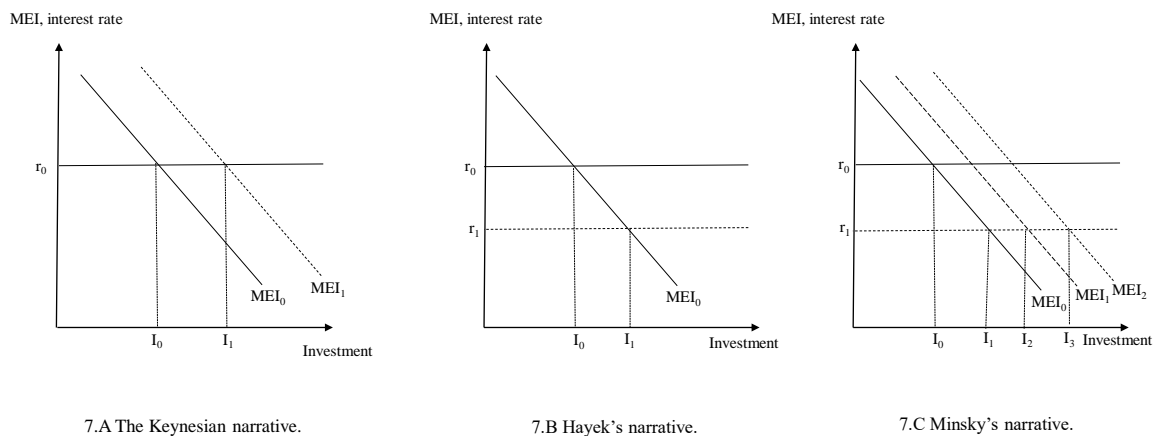
		Financing	
		Equity, Money balances	Debt
Asset type	New	A. Keynesian Investment boom	B. Hayek/Minsky
	Existing	C. Keynes/ Kindelberger	D. Monetary disorder

The focus on asset type matters because of the scale and economic footprint. Speculation in new assets (i.e., investment) concerns the level of flow additions to the existing stock, and therefore has a smaller footprint. Speculation in existing assets (e.g., housing and the stock market) involves transactions regarding the existing asset stock which tends to be large relative to income, and therefore has a large footprint. The type of financing matters because it leaves a balance sheet footprint, with debt financing

potentially weakening balance sheets.¹

Box A corresponds to the conventional Keynesian story about investment booms as told in the simple income - expenditure model. It is illustrated in Figure 7.A. The boom is driven by animal spirits, which shifts the marginal efficiency of investment (MEI) schedule right. Given the interest rate of r_0 , economic agents increase their spending on additions to the capital stock (which can be industrial capital, commercial structures, or residential structures). That spending is tacitly assumed to be equity financed. When the boom recedes, if investment spending has been unwise, the economy may be left with an excessive capital stock which can act as a hangover that restrains activity.

Figure 7. Alternative characterizations of investment booms and monetary disorder.



Box B in Figure 6 corresponds to the story of disorder told by Hayek (1932) and

¹ The analytic framework in Figure 6 resonates with the argument and findings of Bezemer et al. (2016) who report how increased mortgage lending has been associated with lower growth since 1990. Their focus is growth. The focus of the current paper is monetary disorder and its connection to counter-cyclical stabilization policy.

Minsky (1975). Hayek's narrative is illustrated in Figure 7.B, while Minsky's narrative is illustrated in Figure 7.C. According to Hayek, the boom is driven by excessive monetary ease that lowers the interest rate to r_1 , which is below the natural rate of interest. That triggers an investment boom financed by bank credit and it also expands the money supply.² The result is an investment boom and over-accumulation of capital. For Hayek, the boom is monetary in nature and driven by monetary authorities undercutting the natural rate of interest. When the boom ends, the economy is left with two hangovers. One is in the form of excess capital stock, while the other is in the form of balance sheets burdened by bank debt taken on to finance the new investment.

It is that logic which was behind US Treasury Secretary Andrew Mellon's advice to President Hoover that the solution to a slump was to "Liquidate labor, liquidate stocks, liquidate farmers... it will purge the rottenness out of the system."³ It was also echoed by another Austrian School economist, Joseph Schumpeter, who argued against stimulus on grounds that "artificial stimulus leaves part of the work of depressions undone and adds, to an undigested remnant of maladjustment, new maladjustment of its own which has to be liquidated in turn, thus threatening business with another crisis ahead (Schumpeter, 2009 [1951], p.117).

Figure 7.C shows Minsky's (1975) narrative of the boom process and its creation of monetary disorder. Now, the boom is spontaneously generated by the emergence of speculative behaviors within the economy, which Minsky captured in his hedge-

² Hayek (1932) worked with the money multiplier model so that monetary authority policy easing both lowers the interest rate and increases the supply of reserves. The theory of endogenous money has the process working principally via bank lending, with increased loans creating bank deposits and banks finding needed reserves after the fact.

³ Cited in President Herbert Hoover's 1951 memoir.

speculative-Ponzi finance schema (see Palley, 2011a). Growing optimism, spawned by conditions of financial tranquility, affects both sides of the investment market. Lenders become more optimistic and lower the interest rate they require. Side-by-side, entrepreneurs and business managers become more optimistic, which shifts their estimates of the MEI right from hedge (MEI_0) to speculative (MEI_1) to Ponzi (MEI_2). As in the Hayek story, the economy is left burdened by a double hangover when the boom recedes. One burden is the excess capital accumulation: the other is the unpayable debt incurred to finance investments undertaken in the speculative and Ponzi stages of the cycle.

The three narratives look superficially similar, but deeper excavation reveals significant differences. The Keynesian narrative is driven by the psychology of animal spirits, which links it with Minsky's narrative. However, Minsky's narrative is psychologically more complex and psychological developments afflict both sides of the investment process. Hayek's narrative blames the monetary authority for unwisely promoting lower interest rates. For Minsky, it is evolving lender psychology that produces lower interest rates. Both Hayek and Minsky emphasize debt hangovers, but the Keynesian narrative does not. That reflects the difference in financing assumptions. All three are united in their focus on investment (i.e., new capital formation).

Box C corresponds to the Keynes (1936) – Kindelberger (1978) approach to monetary disorder. This is the classic speculative bubble phenomenon as defined by the famous 17th century Dutch tulip mania, and it also resonates with Keynes' (1936, p.156) famed discussion of the stock market as akin to a beauty contest. The economic logic rests on liquidity preference and expectations, with decreased liquidity combined with

expectations of higher future asset prices driving buyers to pay higher prices. Asset price bubbles may have subsidiary effects on the real economy via wealth effects on consumption, and via higher equity prices enabling firms to access equity capital on better terms. When the bubble bursts it is painful for individual wealth holders who have shifted out of money and bought high, but that is mitigated by the fact others have sold high. However, the hangover effects are modest because balance sheets are unimpaired as the bubble has not been debt financed, and nor has the capital stock been impacted much as the bubble was in existing assets. A classic example of this type of disorder is the stock market crash of 1987, the effects of which dissipated rapidly.

Box D is the most serious, in the sense of corresponding to the most severe form of monetary disorder. In this case, existing assets are purchased using debt finance. In the stock market that corresponds to buying on margin. In the corporate sector it corresponds to debt financed takeovers and leveraged buyouts. The most important sector is real estate (commercial and residential) in which purchases are almost always heavily mortgage financed. The process can also have self-fulfilling aspects as increased asset prices increase collateral values, thereby increasing capacity for further borrowing to finance further asset purchases.

The banking and financial sector is also rendered vulnerable by this type of monetary disorder. Banks make loans secured by real assets (especially real estate), and asset prices will fall if borrowers default *en masse*. That can put banks' credit worthiness at risk, affecting the standing of their financial liabilities and having knock on effects throughout the financial sector. If banks have securitized and sold their loans, the effect of default is felt by financial institutions that bought those securitized loans.

Banks are also vulnerable to “whiplash” financial fragility in the event ultra-low interest rates reverse (Palley, 2016). Having inflated asset prices via ultra-low interest rates, policy reversal causes asset prices to fall. That inflicts large losses on asset holders, and such a process was the principal factor behind the bank run that started to develop in the US banking system in early 2023. Banks which had bought Treasury bonds suddenly experienced large capital losses. Moreover, with short-term interest rates rising, banks were vulnerable to insolvency fears arising from maturity mismatch. Their assets are long term and had been purchased when yields were low, but their financing is short-term and its cost was up.

The important implication is that using debt finance to purchase existing assets can leave a huge footprint. First, the asset stock is large relative to income, so asset stock transactions tend to have a large impact on the debt/income ratio. Second, balance sheets are adversely impacted. Third, all sectors of the economy engage in such transactions or are implicated by such transactions, leaving the economy more vulnerable in aggregate.

Additionally, debt-financed bubbles in existing assets also have spillover implications for aggregate demand (AD) and GDP. There are two principal channels of spillover. The first is via a positive wealth effect on consumption spending. The second is via a Tobin q effect whereby higher existing asset prices stimulate investment (Brainard and Tobin, 1968, 1977). The logic of q is especially applicable to real estate construction in which new buildings are a very close substitute and readily tradeable. That means Box D bubbles in existing assets can have additional spillover impacts on investment that are akin to Box B.

An example of Box D monetary disorder is the 2008 financial crisis, in which

major debt default caused a very deep recession and would have destroyed the banking system absent government intervention that guaranteed banks. When the house price bubble burst, it triggered a cascade of defaults that began in the real estate sector and then rippled through the financial and non-financial business sectors with increasing strength. That cascade threatened the prospect of a second Great Depression, which was only warded off by massive policy interventions that put a floor under the banking system and investment grade bond markets, combined with large fiscal stimulus.

Prior monetary excess bled into the financial circuit, creating asset price inflation rather than product market inflation. Furthermore, when the asset price bubble burst, the threat became deflation rather than inflation. Contrary to the monetarist perspective, product market inflation was not part of the picture despite the increase in the money supply. Instead, the financial circuit absorbed the increase via increased asset prices and increased asset transacting.⁴

5. Monetary disorder and the benefit of a large financial sector

The theory of monetary disorder distinguishes between inflationary disorder, currency disorder, and asset market disorder. Currency disorder is associated with currency substitution which occurs because other avenues of protection against monetary disorder are unavailable. A key insight is that currency substitution is more likely in economies with small financial circuits that lack deep and varied financial markets offering a range of asset choices.

Over the last two decades, the concept of financialization has promoted extensive

⁴ The use of money in asset transactions gives rise to a separate distinct money demand for non-GDP transactions (Palley, 1995). That demand was historically neglected in the Neo-Keynesian ISLM model. It provides a channel through which speculation can be fed into the model.

critique of financial markets, arguing they are burdensome and promote inequality (see for example Krippner, 2004; Palley, 2008). That has prompted calls for policies aimed at shrinking the financial sector. Interestingly, the theory of monetary disorder points to an offsetting positive effect of a large financial sector which acts as a sponge that can absorb monetary excess and limit its damage.

That suggests countries face a trade-off re the size of the financial sector. On the plus side, deep broad financial markets provide extra policy space by protecting against pressures for currency substitution and pressures for inflationary product market hoarding. On the downsides, a large financial sector tends to promote political economic forces that twist both economic policy and the behavior of corporations in ways that increase economic inequality and veto certain policies.

6. Relevance of monetary disorder to the MMT debate

The construct of monetary disorder also has relevance to the controversy over modern money theory (MMT). Advocates of MMT argue sovereign governments (i.e., governments which issue their own money) are financially and economically unconstrained, except for the full employment barrier at which stage inflation will emerge. That logic has been invoked to claim fiscal policy is unconstrained below full employment and governments have the fiscal space to run large monetized budget deficits that can finance a Green New deal, infrastructure spending, and spending on healthcare and education (Kelton, 2020). MMT advocates also recommend that the monetary policy interest rate be set at zero. As part of making the case for that policy configuration, proponents claim MMT is vindicated by the failure of inflation to accelerate in the decade after the 2008 financial crisis despite easy monetary and fiscal

policy.

The theory of monetary disorder challenges MMT's claims on two counts. First, as noted by Epstein (2019, Chp.6) and Palley (2020), MMT entirely neglects the financial instability implications of a zero-interest rate and pumping money into the economy. Second, the absence of acceleration of inflation in the 2010s is not a vindication of MMT's logic as there are multiple reasons for that absence.

One reason for absence of accelerated inflation in a twin circuits economy is that policy induced monetary excess may get diverted into the financial circuit, where it will show up as pathological asset price inflation and credit expansion rather than generalized inflation. That is especially true of an economy like the US which has a large financial sector with a wide array of tradeable assets and well-developed real estate markets, both commercial and residential. Long before full employment is reached or before inflation starts to accelerate, the seeds of monetary disorder can be sown in financial markets via the combination of large money financed budget deficits and near-zero interest rates.

A second reason for the absence of accelerated inflation is structural changes that have rendered the inflation process more quiescent. Phillips' (1958) original article on the Phillips used UK data from the period 1861 – 1913 and showed two percent inflation at just over 2 percent unemployment. To the extent that neoliberalism has recreated the Victorian economy, inflation can be expected to remain quiescent until much lower rates of unemployment prevail than in recent decades. That contrasts with the high inflation of the early 1970s which reflected a different economic structure in which labor unions were powerful. That power enabled unions to demand productivity-based wage increases combined with indexed cost of living increases even in the presence of significant

unemployment. Union wage settlements then served as guideposts for the rest of the economy, both because they set the norm and because non-union firms were willing to match them in order to discourage unionization drives.

A third reason is structural change related to globalization whereby China now plays the role of buffer supplier to the global economy. That wards off manufactured goods inflation as long as China is willing to accumulate dollar reserves at the current exchange rate. In a sense, China has become an important additional stabilizing actor in the financial circuit, being willing to supply goods in exchange for dollar denominated financial liabilities.

The bottom line is the absence of accelerated inflation in the decade after the 2008 financial crisis is a critique of the Fisher equation monetarist perspective. However, it is not a validation of MMT and its policy recommendations, which remain subject to multiple theoretical critiques and prone to monetary disorder.

7. Monetary disorder and the role of policy

Figure 6 provides a taxonomy of asset market disorders, and it can help frame policy analysis. The figure distinguishes transactions by type of capital (new vs. existing) and type of financing (equity and money balances vs. debt).

Box A benchmarks the analysis and corresponds to the textbook Keynesian situation which focuses on investment (new capital) that is tacitly assumed to be financed with equity or money balances. In a slump, lowering the policy interest rate lowers the hurdle rate of return for investment spending, thereby stimulating investment spending. In a boom, raising the policy interest rate chokes off investment that might otherwise contribute to excess demand and inflationary conditions. There is no adverse footprint via

either the existing capital stock or debt. Instead, the worry is lowering interest rates may be asymmetrically weaker and have only modest impacts. That is because excess capacity conditions may diminish the interest sensitivity of investment spending. The textbook Keynesian configuration is free of monetary disorder by assumption. The fact that it has dominated understandings of booms and slumps helps explain why the problematic of monetary disorder has been neglected.

Box C corresponds to a Keynes – Kindelberger speculative bubble which involves existing traded assets (particularly equities) financed by money balances. Raising the policy interest rate makes bonds (especially short-term bonds) more attractive relative to equity, thereby reducing speculative demand for equities. However, that policy threatens AD and the real economy by also discouraging investment spending on new capital. In effect, there is a negative spillover from using interest rates to control financial circuit excess. Preventing the emergence of Keynes – Kindelberger speculative bubbles calls for measures targeted at trading of existing capital. Keynes (1936, p.160) suggested a stock market transfer tax to tame stock market speculation, and the tax could vary with the perceived degree of speculation.

Box B corresponds to Hayek – Minsky disorder which involves new investment financed by debt. In Hayek's analysis the emergent disorder is caused by too low interest rates, so higher interest rates would cut it off at its source. In Minsky's analysis it is attributable to psychological and behavioral developments, and higher rates can also offset those forces. However, a Minskyian boom may be the obverse of a Keynesian slump, with investment inelastic with respect to higher interest rates owing to psychological dispositions. Borrower collateral requirements and quantitative lending

restrictions may be more effective by limiting access to investment finance. Such quantitative measures limit the accumulation of high interest rate debt which is the aftermath footprint. From a structural perspective, debt is more fragile than equity, which speaks to tax policy favoring equity to encourage equity issuance. Yet, tax policy has historically done the opposite.

Box D corresponds to full blown monetary disorder and describes the situation of a debt financed price bubble in existing capital. As discussed below, this configuration has come to dominate in the era of financialization and policy is implicated (Palley, 2008, 2021). The disorder is large in scale because it operates on the existing capital stock (including housing and commercial real estate) so that its debt footprint is large when bubbles burst.

The configuration in Box D requires different policy tools. Higher interest rates can help discourage a debt-financed bubble in existing assets but, as with a Minskyian boom, asset demand may be interest inelastic. Moreover, higher interest rates will have a negative spillover effect on new investment, so that tamping a financial circuit bubble in existing assets can have significant negative impact on AD and the real circuit. As with Box B, borrower collateral requirements and quantitative lending restrictions can help address the problem. In real estate markets that can take the form of higher required downpayments. In the stock market, margin requirements can restrain debt financed stock purchases. Using the tax system to penalize debt finance relative to equity finance will also discourage debt-financed bubbles. The policy challenge is to design interventions that discourage debt-financed purchases of existing capital while not penalizing new investment.

Asset based reserve requirements (ABRR) are useful in that regard (Palley, 2003, 2004). ABRR require financial firms to hold reserves against different classes of assets, with the regulatory authority setting reserve requirements based on its concerns with each asset class. One concern may be that an asset class is too risky; another may be that the asset class is expanding too fast and producing inflated asset prices. Forcing financial firms to hold non-interest bearing reserves raises the implicit cost of the particular asset class, thereby diminishing demand for that asset type. The important feature is ABRR can potentially be structured to distinguish between new and existing capital.

7.1 Using the model to interpret recent counter-cyclical stabilization policy

The taxonomy in Figure 6 helps understand how policy has contributed to emergent monetary disorder over the past twenty-five years. Policy has been conducted as if the economy corresponded to the Keynesian configuration (Box A). Consequently, policy has neglected the problematic of asset price bubbles, neglected the distinction between new and existing assets, and neglected differences in methods of financing. That neglect explains why counter-cyclical policy aimed at stabilizing the real circuit has created monetary disorder within the financial circuit.

The drift to monetary disorder has involved two intersecting strands of policy. The last thirty years have witnessed a significant weakening of the AD generation process owing to the restructuring of economies along Neoliberal lines. That weakening has promoted a strong drift to stagnation (Palley, 2002, 2011a), which has called for increasingly extreme counter-cyclical stabilization policy in the form of persistent large monetized budget deficits and ultra-low interest rates. The underlying problem is in the real circuit, but stabilization policy has been conducted in textbook Keynesian fashion

without regard to its impact on the financial circuit.

Monetized budget deficits have injected liquidity into the economy and ultra-low interest rates have lowered the cost of debt. Those developments have spurred debt-financed price inflation in existing assets, particularly commercial and residential real estate. Not only has that been ignored, but it has been welcomed on grounds it generated a consumption wealth effect at a time when AD was weak.

The bursting of a house price bubble was responsible for the 2008 financial crisis, and asset prices have now pushed far beyond their previous peaks. That was possibly viable when interest rates were ultra-low. It is not when interest rates have reversed owing to bumping against full employment and the covid pandemic shock, which have triggered the re-emergence of inflationary pressures. That configuration promises to crystallize the fractures inherent in a condition of monetary disorder.

The neglect of monetary disorder is also exemplified by the policy response to the covid pandemic (2020-2022). The pandemic disrupted economic activity, causing a near shutdown of the services sector. Government needed to sustain household incomes for humanitarian reasons and to prevent a homeowner foreclosure crisis. It also needed to sustain the employment structure and reduce permanent business closures which would have lastingly contracted aggregate supply. That spoke to the need for large temporary fiscal transfers. However, those transfers were accompanied by a return to ultra-easy monetary policy that accelerated house price inflation. That inflation was welcomed as delivering a consumption wealth effect, but the wealth effect was unnecessary and counter-productive. First, it re-accelerated the drift to monetary disorder. Second, there was already excess demand for manufactured goods owing to the combination of

pandemic induced global supply chain disruption plus a twist in the demand structure away from services (which exposed consumers to covid infection) toward manufactured goods.

The lesson from the last dozen years and the pandemic is that monetary policy remains blind to the problematic of monetary disorder rooted in the distinction between asset types (new vs. existing) and methods of finance (debt vs. equity and money balances). The failure of policymakers to recognize those distinctions and design policies accordingly means the economy is now afflicted by monetary disorder and vulnerable to the fallout therefrom.

8. Conclusion: political economy and the proclivity to monetary disorder

This paper has proposed a new construct of monetary disorder for assessing monetized budget deficits and easy monetary policy. The underlying theory rests on a twin circuits view of the macro economy. The idea of monetary disorder has relevance to the current era in which central governments have run large persistent monetized budget deficits, and central banks have engaged in extended monetary ease in the form of near-zero interest rates and QE asset market purchases. Those policies are based on the logic of Keynesian economics whereby a large fall in AD warrants robust offsetting monetary and fiscal policy actions. The danger is that policy response may neglect the monetary disorder which is being bred in the financial circuit in the form of inflated asset prices and leveraged balance sheets.

Such disorder is likely to develop long before inflation accelerates owing to changed structural conditions that have rendered the inflation process more quiescent. That amplifies the danger posed by emergent monetary disorder in that not only are

policymakers neglectful of it, but they are also using an “inflation targeting” compass to steer policy and that compass will not detect the threat.

Political factors pose a further policy danger. That is because the early stages of emergent monetary disorder are likely to generate a political economy of denial. Individual households and business like rising asset prices even if the ultimate outcome turns out badly for all, and politicians like what households and business like. In effect, the benefits are front-loaded and the costs are back-loaded. That fosters “populist” political dynamics which facilitate the development of monetary disorder.

Lastly, even though the theory of monetary disorder is consistent with Keynesian economics, Keynesians may be reluctant to acknowledge it for fear of undermining the case for counter-cyclical stabilization policy. That response is misplaced. Keynesian counter-cyclical stabilization policy is needed, but it needs to be part of a policy framework that diminishes the likelihood it will co-produce monetary disorder.

References

- Cagan, P. (1956), "The monetary dynamics of hyperinflation" in M. Friedman, ed., *Studies in the Quantity Theory of Money*, Chicago: University of Chicago Press.
- Bezemer, D., Gydaki, M., and Zhang, L. (2016), "More mortgages, lower growth?" *Economic Inquiry*, 54 (1) (January), 652-674.
- Brainard, W., and Tobin, J. (1968), "Pitfalls in financial model building," *American Economic Review*, 58 (May), 99-122.
- (1977), "Asset markets and the cost of capital," in B. Belassa and R. Nelson (eds.), *Economic Progress, Private Values, and Public Policy: Essays in Honor of William Fellner*, New York: North Holland Publishing Co.
- Epstein, G. A. (2019), *What's Wrong with Modern Money Theory? A Policy Critique*, Palgrave Macmillan, Switzerland.
- Hayek, F. A. (1932), *Prices and Production*, London: G. Routledge & Sons.
- Hicks, J.R. (1937), "Mr. Keynes and the "Classics"; A suggested interpretation," *Econometrica*, 5, 147 – 159.
- Kelton, S. (2020), *The Deficit Myth: Modern Monetary Theory and the Birth of the People's Economy*, New York, NY: PublicAffairs.
- Keynes, J.M. (1930), *A Treatise on Money*, London: MacMillan & Co.
- (1936), *The General Theory of Employment, Interest and Money*, London: MacMillan & Co.
- Kindelberger, C. P. (1978), *Manias, Panics, and Crashes: A History of Financial Crises*, Hoboken, NJ: John Wiley & Sons Inc.
- Krippner, G. (2004) "What is financialization?" mimeo, Department of Sociology, UCLA.
- Minsky, H.P. (1975), *John Maynard Keynes*, New York: Columbia University Press.
- Palley, T. I (2021), "Financialization revisited: the economics and political economy of the vampire squid economy," *Review of Keynesian Economics*, 9 (4) (Winter), 461 – 492.
- (2020), "What's wrong with modern money theory (MMT): macro and political economic restraints on deficit financed fiscal policy," *Review of Keynesian Economics*, 8 (4) (Winter), 472 - 493.

- (2016), “Why negative interest rate policy (NIRP) is ineffective and dangerous”, *Real World Economics Review*, No. 76, 5-15,
<http://www.paecon.net/PAERReview/issue76/Palley76.pdf>
- (2011a), “A theory of Minsky super-cycles and financial crises,” *Contributions to Political Economy*, 30 (1), 31-46.
- (2011b), “America’s flawed paradigm: macroeconomic causes of the financial crisis and Great Recession,” *Empirica*, 38 (1), 3-17.
- (2008), “Financialization: what it is and why it matters,” in Eckhard Hein, Torsten Niechoj, Peter Spahn, and Achim Truger, eds., *Finance-led Capitalism: Macroeconomic Effects of Changes in the Financial Sector*, Marburg, Germany: Metroplis-Verlag, and Working Paper 153/2007, Political Economy Research Institute, University of Massachusetts, Amherst, MA.
https://scholarworks.umass.edu/cgi/viewcontent.cgi?article=1124&context=peri_working_papers
- (2004), “Asset based reserve requirements: reasserting domestic monetary control in an era of financial innovation and instability,” *Review of Political Economy*, 16 (January), 43-58.
- (2003), “Asset price bubbles and the case for asset-based reserve requirements,” *Challenge*, 46 (May-June), 53-72.
- (2002), “Economic contradictions coming home to roost? Does the U.S. face a long-term aggregate demand generation problem?” *Journal of Post Keynesian Economics*, 25 (Fall), 9-32.
- (1998a), “The twin circuits: aggregate demand and the expenditure multiplier in a monetary economy,” *Review of Radical Political Economics*, 30 (September), 95 - 104.
- (1998b), “Walras’ law and Keynesian macroeconomics,” *Australian Economic Papers*, 37 (September), 330 - 340.
- (1997), “Endogenous money and the business cycle,” *Journal of Economics*, 65, 133-149.
- (1995) "The Demand for Money and Non-GDP Transactions," *Economics Letters*, 48, 145-54.
- (1994), “Debt, aggregate demand, and the business cycle: an analysis in the spirit of Kaldor and Minsky,” *Journal of Post Keynesian Economics*, 16 (Spring), 371-90.

Philips, A.W. (1958), “The relationship between unemployment and the rate of change of money wage rates in the U.K., 1861 – 1957,” *Economica*, 25 (November), 283- 299.

Schumpeter, J. A. (2009 [1951]), *Essays: On Entrepreneurs, Innovations, Business Cycles, and the Evolution of Capitalism*, Transaction Publishers, New Brunswick, New Jersey.

Werner, R. A. (2012), “Towards a new research programme on ‘banking and the economy’ – Implications of the Quantity Theory of Credit for the prevention and resolution of banking and debt crises,” *International Review of Financial Analysis*, 25 (December), 1 – 17.

Imprint

Publisher

Macroeconomic Policy Institute (IMK) of Hans-Böckler-Foundation, Georg-Glock-Str. 18,
40474 Düsseldorf, Contact: fmm@boeckler.de, <https://www.fmm-macro.net>

FMM Working Paper is an irregular online publication series available at:
<https://www.boeckler.de/de/fmm-working-paper-22457.htm>

The views expressed in this paper do not necessarily reflect those of the IMK or the Hans-Böckler-Foundation.

ISSN 2512-8655



This publication is licensed under the Creative commons license:
Attribution 4.0 International (CC BY).

Provided that the author's name is acknowledged, this license permits the editing, reproduction and distribution of the material in any format or medium for any purpose, including commercial use.

The complete license text can be found here: <https://creativecommons.org/licenses/by/4.0/legalcode>

The terms of the Creative Commons License apply to original material only. The re-use of material from other sources (marked with source) such as graphs, tables, photos and texts may require further permission from the copyright holder.
