

Bertsch, Christoph

Working Paper

Stablecoins: Adoption and fragility

Sveriges Riksbank Working Paper Series, No. 423

Provided in Cooperation with:

Central Bank of Sweden, Stockholm

Suggested Citation: Bertsch, Christoph (2023) : Stablecoins: Adoption and fragility, Sveriges Riksbank Working Paper Series, No. 423, Sveriges Riksbank, Stockholm

This Version is available at:

<https://hdl.handle.net/10419/299277>

Standard-Nutzungsbedingungen:

Die Dokumente auf EconStor dürfen zu eigenen wissenschaftlichen Zwecken und zum Privatgebrauch gespeichert und kopiert werden.

Sie dürfen die Dokumente nicht für öffentliche oder kommerzielle Zwecke vervielfältigen, öffentlich ausstellen, öffentlich zugänglich machen, vertreiben oder anderweitig nutzen.

Sofern die Verfasser die Dokumente unter Open-Content-Lizenzen (insbesondere CC-Lizenzen) zur Verfügung gestellt haben sollten, gelten abweichend von diesen Nutzungsbedingungen die in der dort genannten Lizenz gewährten Nutzungsrechte.

Terms of use:

Documents in EconStor may be saved and copied for your personal and scholarly purposes.

You are not to copy documents for public or commercial purposes, to exhibit the documents publicly, to make them publicly available on the internet, or to distribute or otherwise use the documents in public.

If the documents have been made available under an Open Content Licence (especially Creative Commons Licences), you may exercise further usage rights as specified in the indicated licence.

SVERIGES RIKSBANK
WORKING PAPER SERIES

423



Stablecoins: Adoption and Fragility

Christoph Bertsch

May 2023

WORKING PAPERS ARE OBTAINABLE FROM

www.riksbank.se/en/research

Sveriges Riksbank • SE-103 37 Stockholm

Fax international: +46 8 21 05 31

Telephone international: +46 8 787 00 00

The Working Paper series presents reports on matters in the sphere of activities of the Riksbank that are considered to be of interest to a wider public.

The papers are to be regarded as reports on ongoing studies and the authors will be pleased to receive comments.

The opinions expressed in this article are the sole responsibility of the author(s) and should not be interpreted as reflecting the views of Sveriges Riksbank.

Stablecoins: Adoption and Fragility

Christoph Bertsch*

Sveriges Riksbank Working Paper Series

No. 423

May 2023

Abstract

Stablecoins promise a stable and secure way to park funds in the crypto universe. However, stablecoin issuers are vulnerable to runs triggered by negative information about the quality and liquidity of their reserves, as well as custodial, operational, and technological risks. I propose a framework for analyzing the factors influencing stablecoin adoption and fragility, which offers insights for risk assessment and appropriate regulation, as well as new testable implications. Under the premise that payment preferences are heterogeneous across potential stablecoin holders, a wider adoption of stablecoins is associated with a destabilizing composition effect. Positive network effects mitigate the destabilizing composition effect, but they may also undermine the role of bank deposits as a means of payment. The marginal stablecoin adopter does not internalize these effects. Consequently, adoption is likely to be excessive. Factors that increase the issuer's income from fees and seigniorage promote stability, as do congestion effects. A stablecoin lending market promotes both stability and adoption, if it is not undermined by speculation. The introduction of a moral hazard problem provides additional insights into reserve management and disclosure.

Keywords: Stablecoins, money, payment preferences, financial stability, global games.

JEL Classification: D83, E4, G01, G28.

*Sveriges Riksbank, Research Division, Brunkebergstorg 11, SE-103 37 Stockholm, Sweden. E-mail: mail@christophbertsch.com. I am grateful for comments from David Skeie (discussant), Wolf Wagner (discussant), Charles Kahn (discussant), Jean-Charles Rochet, H elene Rey, Rafael Repullo, Martin Ellison, Paola Di Casola, Toni Ahnert, Cyril Monnet and seminar participants at the Federal Reserve Bank of St. Louis, the Federal Reserve Bank of Cleveland, the International Monetary Fund, the Federal Reserve Board of Governors, the European Central Bank and Sveriges Riksbank, as well as conference participants at the Bank of England Annual BEAR Research Conference 2023, the ASSA 2023 Econometric Society session on Modern Money and Banking, the 2022 CEMLA/Dallas Fed Financial Stability Workshop, the 2022 RIDGE December Forum Workshop on Financial Stability, the Banking Theory Workshop on New Challenges to Financial Stability, the Federal Reserve Bank of Atlanta/CEAR Annual Financial Stability Conference 2022 and the CEBRA Annual Meeting 2022. All remaining errors are my own. The opinions expressed in this article are the sole responsibility of the author and should not be interpreted as reflecting the views of Sveriges Riksbank.

1 Introduction

The goal of this paper is to explore the factors that determine stablecoin adoption and fragility, as well as the relationship between the two. Key research questions addressed in this paper include how the fragility of stablecoins is influenced by their adoption, what conditions can lead to excessive stablecoin adoption, and how fragility is affected by various factors such as payment preferences, network effects, transaction costs, stablecoin lending, and moral hazard problems faced by stablecoin issuers. To answer these questions and to provide insights for the appropriate regulation of stablecoins, I develop a theoretical framework.

Stablecoins are a new form of digital private money that promises a stable and secure way to park funds in the crypto universe. The dominant stablecoins are pegged one-to-one to the US dollar and serve as a critical link between the rapidly evolving crypto universe and traditional financial markets. Figure 1 shows the evolution of the market capitalization of the top stablecoins since January 2020. After a breakneck expansion in 2021, when the market grew nearly five-fold, the pace of growth slowed down markedly, followed by a correction during the crypto market turmoil in May/June 2022, when the total market capitalization dropped from close to 190bn to around 150bn US dollars after a wave of redemptions. The renewed crypto market turmoil in November 2022 during the failure of the FTX crypto exchange caused another correction, particularly affecting Binance Coin, which is affiliated with the rival Binance crypto exchange. In an increasingly concentrated market with a Herfindahl-Hirschman Index of 46%, the two dominant players, Tether and USD Coin, had a capitalization of 81.8bn and 30.5bn US dollars, respectively, in April 2023.

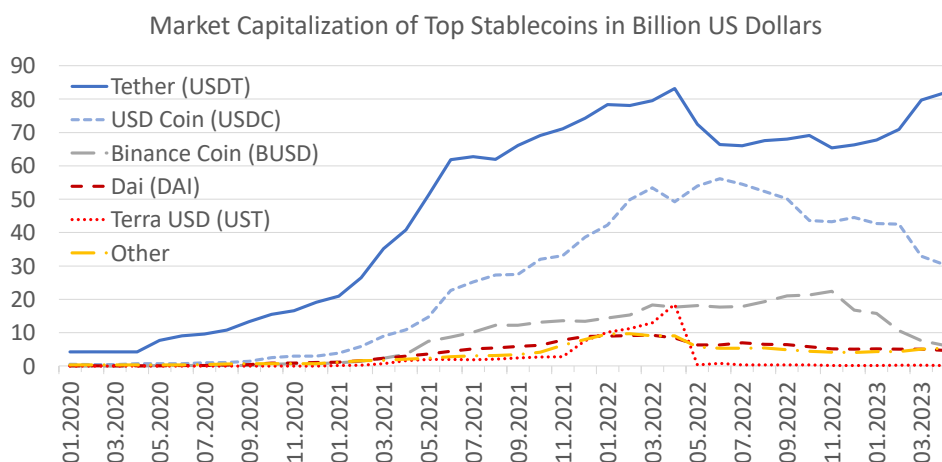


Figure 1: End of month market capitalization of top stablecoins over the period from January 2020 to April 2023, when the combined end-of-period capitalization stood at around \$130bn. Source: coingecko.com.

While most crypto assets like Bitcoin or Ether have no intrinsic value and are highly volatile, the leading stablecoins are backed by fiat currency or by other assets and promise a stable and secure way for crypto investors to park their funds and to reduce trading costs across cryptocurrency exchanges. Stablecoin arrangements can also offer users greater privacy and transaction speeds. Other use cases include low cost remittances and possibly the access to a substitute for volatile fiat currencies facing devaluation pressures. This makes stablecoins suitable as a form of private money, with a potential for wider adoption in cross-border transactions and financial markets more generally. It is, however, unclear whether today's stablecoins can serve as an effective and widely accepted medium of exchange beyond certain use cases due to their

inherent susceptibility to runs and technical limitations in payments processing.¹

Financial regulators were alerted to stablecoins after social media platform Facebook announced in June 2019 that it would launch its own digital currency called "Libra," sparking extensive policy discussion (G7 2019; FSB 2019; Brainard 2019; Cœuré 2019; Adrian and Mancini-Griffoli 2019). While Facebook abandoned the project in January 2022 after facing regulatory headwinds, the potential for widespread adoption of stablecoins, their fragility, as well as their impact on the stability of traditional financial markets and the monetary system remains a major concern for policymakers, which I discuss in more detail in the paper.

There have already been instances of runs against stablecoins. Most prominently, the destructive run against the algorithmic stablecoin Terra USD. Up until May 2022, UST has been trading in a narrow band around its peg to the US dollar for almost one year, which includes a period of rapid growth in its market capitalization from 2.8bn US dollars at the end of October 2021 to 18.7bn US dollars in early May 2022. On May 9 UST suffered a wave of redemptions that resulted in the unmooring of the peg to the US dollar, the halting of the Terra blockchain and a rapid collapse of the market price during the subsequent days.² Terra's end of May market capitalization fell to around 0.3bn US dollars and its price to 0.03. Since its collapse UST has not recovered, as can be seen in Figure 1. On May 12, Tether, the dominant stablecoin that is mostly backed by fiat currency, also suffered a short-lived 5% price drop after experiencing a 3-4bn US dollars redemption wave. While the market capitalization of USDC and BUSD increased moderately after the period of distress, USDT and DAI experienced sustained outflows, which are visible in the substantially lower end of June market capitalizations. After the turmoil, the market stabilized in July and August 2022 with the remaining top stablecoins trading in narrow bands around their pegs.

More recently, the fully backed USDC broke its peg to the dollar and sank to 0.87 cents on March 11, 2023 after the collapse of Silicon Valley Bank (SVB) and Signature Bank. The temporary unpegging happened for fundamental reasons, as its issuer Circle held 3.3bn US dollars of its reserves at SVB.³ Ultimately, the swift announcement by U.S. regulators to protect all uninsured deposits at SVB came before Circle's treasury had to begin meeting redemption requests, potentially saving USDC from a destructive run.

The risk of concentrated holdings of uninsured deposits is only one of the risks facing today's stablecoins. Most stablecoin issuers engage in some degree of maturity and liquidity transformation, similar to money market funds. In addition, issuers hold assets with varying degrees of credit risk. The actual risk exposure is often difficult for coin holders to assess due to a lack of detailed and verifiable information about issuers' asset holdings. A case in point is the largest stablecoin, USDT, which is pegged to the US dollar. While Tether claims that each "token is always 100% backed by our reserves," this has been challenged in court,⁴ and the transparency about the asset composition and risk profile remains limited. Table 1 shows Tether's self-reported asset breakdown as of June 2022 and September 2022, when it was backed by a range of risky assets, including corporate bonds, secured loans, investments in digital tokens, commercial paper and deposits in non-US regulated financial institutions. Granular data on asset holdings is not available, and Tether's quarterly reporting is published with a substantial delay. It was, for instance, only made public on August 10 that the high redemption volumes in May and June 2022 were met by selling a significant portion of the most liquid treasury bills and commercial paper. However, Tether was apparently able to rebuild a stronger treasury bill position by the end of the third quarter of 2022, as can be seen when comparing the

¹See Ho, Darbha, Gorelkina and Garcia (2022) for a Bank of Canada review of stablecoin use cases and the risks and benefits.

²See Liu, Makarov and Schoar (2023) for a detailed analysis of the run on UST and Figure A1 in the Appendix on the price collapse.

³See <https://www.circle.com/blog/an-update-on-usdc-and-silicon-valley-bank>.

⁴Tether was sued by New York State Attorney General Letitia James for failing to fully back each Tether at all times and agreed to pay a fine of 18.5m US dollars in February 2021.

two columns in Table 1. Since Tether’s reserves are located in Cayman Islands, they are not verifiable and the bankruptcy process is unclear. Besides, there are operational, custodial and technological risks (e.g. cyber risk). These risk exposures make stablecoins vulnerable to runs and thus the value of the coins, is information sensitive (Dang, Gorton and Holmström 2021); in stark contrast to insured bank deposits.⁵

Assets	Value in bn USD	
	06/30/2022	09/30/2022
Commercial Paper & Certificates of Deposit	8,402	50
A-1+ rating	1,434	50
A-1 rating	5,465	
A-2 rating	1,499	
Cash & Bank Deposits	5,418	6,077
Money Market Funds	6,810	7,102
Treasury Bills	28,856	39,678
Non-U.S. Treasury Bills	397	182
Secured Loans	4,494	6,136
Reverse Repurchase Agreements	2,992	3,024
Corporate Bonds, Funds & Precious Metals	3,487	3,194
Other Investments (including digital tokens)	5,551	2,617
Total	66,410	68,061

Table 1: Tether asset breakdown at 30 June 2022 and 30 September 2022. Assurance opinion by *BDO*, Italy.

I develop a theoretical framework that captures the fragility of stablecoins stemming from concerns about the quality of the issuer’s assets and potential exposures to custodial, operational, and technological risk. The theory allows to study the determinants of stablecoin adoption and fragility, as well as aspects related to disclosure of information about the quality of assets and the appropriate regulation of stablecoins. I model a stablecoin run as a global game of regime change (Carlsson and van Damme 1993; Vives 2005). Global games have been used extensively to study bank runs, currency attacks and debt runs. This class of models is particularly well suited to studying stablecoin runs, since stablecoin issuers operate a unilateral exchange rate peg and share the same vulnerabilities as uninsured bank debt. Compared to standard banking models, the main theoretical contribution is the introduction of a stablecoin adoption game at the ex-ante stage and of heterogeneous payment preferences, which requires allowing for heterogeneous payoffs (Sákovics and Steiner 2012). While the liability structure is typically taken as given in a Diamond and Dybvig (1983)-type model, where the bank chooses assets to trade off returns, liquidity provision and run risk, my theory endogenizes the liability side by modeling stablecoin adoption, where consumers trade off the benefits from stablecoins with the return differential relative to insured bank deposits and the risk of devaluation.

The baseline model has three dates and considers a stablecoin that is pegged to a single fiat currency. At the initial date, consumers decide whether to invest their cash in stablecoins or in insured bank deposits. Thereby, consumers take into account the likelihood that stablecoins or bank deposits are the preferred means of payment in the terminal period, which matters because consumers incur transaction costs if they are not in possession of the means of payment that is accepted by the consumption good seller with

⁵In addition to the described risks associated with the leading stablecoins USDT, USDC and BUSD, which are (fully) backed by (mostly) traditional financial assets, the so called algorithmic stablecoins like DAI and the now defunct UST are either crypto-backed or unbacked, which exposes them to additional vulnerabilities. They use algorithmic stabilization mechanisms maintain the peg with a fiat currency. In the case of DAI the stablecoins are collateralized with other crypto assets, while UST relied on an arbitrage relationship with another crypto asset called Luna. This exposes algorithmic stablecoins to the risk that the underlying crypto assets abruptly loose value or become illiquid, as happened to UST in May 2022, thereby compounding the inherent vulnerabilities described above.

whom they are randomly matched. At the intermediate date a stablecoin run occurs if enough coin holders demand conversion to cash, such that the stablecoin issuer becomes insolvent. As standard in the global games literature, coin holders receive a noisy private signal that is correlated with the issuer's fundamental before deciding whether or not to demand conversion. The unobserved fundamental captures the issuer's profitability, which may be affected by an adverse shock to the quality of the assets backing the stablecoins, by risk exposures such as a cyber attack, or by other factors such as monetary policy. There exists a unique monotone equilibrium of the conversion game where coin holders optimally demand conversion at the intermediate date whenever they receive a private signal that is below a certain threshold, suggesting an unfavorable fundamental realization. I analyze how this signal threshold and, hence, the probability of runs depends on various factors that play an important role in the market for stablecoins. Moreover, I take the effect on stablecoin adoption at the initial date into account.

In practice, crypto investors are very diverse, and their demand for stablecoins is influenced by preferences, such as a love for anonymity, the convenience relative to other means of payment and potential transaction cost advantages for specific use cases such as for remittances.⁶ Motivated by this diversity, I generate the demand for stablecoins by introducing a heterogeneity of consumers in their induced payment preference. Specifically, consumers face a group-specific probability of being matched with a consumption good seller at the terminal date who has a payment preference for stablecoins instead of bank deposits. As a result, consumers belonging to groups with a higher probability of meeting a seller with a preference for stablecoins find it optimal to adopt stablecoins at the initial date, while others decide to deposit their cash.

I find two mechanisms that can justify the regulatory community's concern about excessive stablecoin adoption. First, the marginal adopter of stablecoins does not internalize that a wider adoption of stablecoins is associated with a destabilizing composition effect. The destabilizing composition effect arises because new coin holders, in contrast to early adopters who are often referred to as "crypto enthusiasts," display less enthusiasm towards the adoption of stablecoins. Therefore, the flightiness of coin holders at the interim date increases, as does the fragility of the stablecoin issuer. From a regulatory perspective, I call this the "Tether scenario," where a wider adoption of stablecoins for new use cases raises concerns about stability. Second, the marginal adopter of stablecoins does not internalize network effects, which can undermine the role of bank deposits as a means of payment. I call this the "Facebook Libra scenario," where a key concern for regulators is the potential for a rapid and widespread adoption that leads to bank disintermediation.

Regarding the determinants of fragility, I find that most factors that increase the attractiveness of stablecoins also reduce fragility. Intuitively, factors that promote stablecoin adoption also tend to make the stablecoin holdings of the marginal coin holder, who is indifferent between keeping her stablecoins and demanding conversion to cash at the interim date, less flighty. This is the case for an increase in the likelihood that stablecoins are the preferred means of payment. A higher adoption, in turn, can reduce fragility if fixed operating costs can be spread across a larger user base and if there are positive network effects that promote the use of stablecoins as a means of payment. However, in the absence of such factors, higher adoption increases the likelihood of runs due to the destabilizing composition effect described above.

Also factors that increase the issuer's revenue from fees and seigniorage promote stability, as do congestion effects that are associated with an increase in transaction costs during times of stress. Congestion effects are a widespread phenomenon in crypto networks using decentralized ledger technologies such as

⁶Cryptocurrency exchange platforms see remittances as an area with growth potential. In 2022 the Coinbase platform began offering crypto remittances to Mexico. The new service allows to instantly send crypto assets and stablecoins, promising 25 – 50% lower transaction costs when compared to traditional cross-border transactions.

the Ethereum blockchain. Due to capacity limits, the transaction fees for on-chain transactions are positively associated with trading volumes. The run against Terra USD in May 2022 is a case in point, when the Ethereum gas price quadrupled (see Figure A1 in the Appendix), which may have contributed to stabilizing the peg of Tether. Perhaps surprisingly the stabilizing effect of an endogenous cost to convert stablecoins leads to a lower probability of runs, even if the endogenous conversion cost is lower than the exogenous conversion cost used in the benchmark model for a significant range of aggregate conversion demands.

I consider several other extensions to the baseline model. Crypto lending markets have become increasingly popular, and I find that the introduction of a stablecoin lending market promotes both stability and adoption, as long as the benefits are not undermined by speculation. In another extension, I introduce a moral hazard problem. A regulatory disclosure regime may allow the stablecoin issuer to credibly commit to a low-risk portfolio choice, but it may be insufficient to achieve the socially optimal portfolio risk level. This finding can rationalize the use of capital requirements and of additional regulatory measures that infer with the issuer's portfolio risk choice, as to ensure the quality of the assets backing the stablecoins and to reduce operational and custodial risks. Finally, I analyze the impact of monetary policy, which affects the profitability of the issuer and the attractiveness of bank deposits. While stablecoin adoption is higher in a low interest rate environment when bank deposit rates are less attractive, a negative relationship between issuer profitability and the remuneration of reserves threatens stability in a low interest rate environment.

There is a growing body of empirical studies on stablecoins, which I discuss in the paper. The proposed theoretical framework allows me to develop a set of novel testable implications that link measurable market characteristics with market outcomes. Moreover, I offer a discussion of pathways to bring the testable implications to the data. From a policy viewpoint, I highlight the built-in fragility of the latest innovation in the history of private money and the determinants of fragility identified in this paper can inform the ongoing policy debate. While my focus is exclusively on the adoption and fragility of stablecoins, abstracting from important implications for monetary systems, traditional financial intermediaries, and the payments landscape, my findings are relevant to the stability of the broader financial system due to the increasing interconnectedness between crypto asset markets and traditional financial markets combined with the critical role that stablecoins play as a bridge between both markets (see, e.g., FSB (2022)).

This paper relates to the extensive theoretical research on currency attacks (Krugman 1979; Flood and Garber 1984; Obstfeld 1986; Morris and Shin 1998; Corsetti, Dasgupta, Morris and Shin 2004) and bank runs (Rochet and Vives 2004; Goldstein and Pauzner 2005). In a recent paper Routledge and Zetlin-Jones (2021) analyze a currency attack model and study the vulnerability of a currency, or stablecoin, that is not 100% backed by a reserve currency and study how a commitment to devalue the currency conditional on the size of a speculative attack can successfully stabilize the exchange rate. Motivated by the fall of the Bank of Amsterdam, Bolt, Frost, Shin and Wierdsma (2023) show how a negative shock to the service value of fiat money can make it more vulnerable to adverse fundamentals and to an insufficient capitalization of the central bank. Gorton, Klee, Ross, Ross and Vardoulakis (2022b) offer a compelling rationale why stablecoin lending can drive demand for stablecoins, while Ma, Zeng and Zhang (2023) investigate the effects of centralized arbitrage on the run-risk and secondary market price dislocations of stablecoins, using a global games framework. My focus differs in that I offer a closer examination of the determinants of adoption and fragility of stablecoins with a view on the risk assessment and appropriate regulation. In other related work, Uhlig (2022) offers a theory that generates a gradual unfolding of the LUNA and UST crash, as well as a quantitative interpretation. Li and Mayer (2022) develop a dynamic model of stablecoin and crypto shadow banking to characterize an instability trap where tokens are debased in states where the

issuer has a low level of reserves. Meanwhile, d’Avernas, Maurin and Vandeweyer (2022) explore the use of smart contracts to enforce pre-determined rules that prevent over-issuance, and Klages-Mundt and Minca (2021) study alternative stabilization mechanisms.

My paper also relates to the growing literatures on digital money, crypto assets and central bank digital currencies (CBDC). Agur, Ari and Dell’Ariccia (2022) study the optimal design of a CBDC with an emphasis on network effects and the convenience of different means of payment; two aspects that also feature in this paper. Adoption also plays an important role for e-commerce platforms such as Alibaba. Chiu and Wong (2021) study the business model of platforms, who have the choice between accepting cash and issuing digital money, and whether to allow the digital money they issue to circulate outside the platform. Cong, Li and Wang (2021) study how user network externalities shape crypto asset adoption and increase the price, which in turn accelerates adoption. Ahnert, Hoffmann and Monnet (2022) analyze the choice of using CBDC for payments with a view on privacy. Andolfatto (2021a) and Chiu, Davoodalhosseini, Jiang and Zhu (2022) argue that CBDC does not lead to undesirable disintermediation and can enhance the competitiveness of the banking sector. Other papers on the effect of an introduction of a CBDC on disintermediation and the stability of banks include Whited, Wu and Xiao (2022), Barrdear and Kumhof (2021), Davoodalhosseini (2021), Schilling, Uhlig and Fernández-Villaverde (2021), Keister and Monnet (2020) and Williamson (2021).

The paper is organized as follows. Section 2 describes the model. Section 4 solves for the equilibrium of the conversion game and analyzes how different factors affect stablecoin fragility. Section 5 solves the equilibrium of the adoption game and discusses potential choices of the stablecoin issuer that can affect adoption and fragility. Thereafter, Section 6 examines various extensions and the robustness of the paper’s findings to alternative model specifications. Section 7 discusses testable implications for future empirical work. Finally, Section 8 summarizes the policy implications and concludes. All proofs are in the Appendix.

2 Environment

Consider a game with three dates ($t = 0, 1, 2$) that comprises an initial *stablecoin adoption* (or investment) game played at $t = 0$ and a *stablecoin conversion* (or withdrawal) game played at $t = 1$, which takes the form of a global game of regime change. The economy has a unit continuum of risk-neutral consumers indexed by $i \in [0, 1]$, a monopolistic stablecoin issuer and three competitive consumption good sellers indexed by A , B and C . There are two different monies: insured bank deposits and stablecoins.

Endowments and production. Consumers derive utility from consuming at $t = 2$. At $t = 0$ each consumer is endowed with a bank deposit that is worth \$1. Consumption good sellers have no endowment and operate a constant returns to scale technology to produce a divisible consumption good at $t = 2$. The unit cost of production is normalized to \$1, meaning that the competitive sellers charge consumers a price of \$1. The quantities produced by sellers A , B and C are denoted with c_A , c_B and c_C , respectively.

Insured bank deposits and stablecoins. Consumers can transfer their dollar endowments from $t = 0$ to the consumption stage at $t = 2$ by holding insured bank deposits or stablecoins. Deposits are modeled as an "outside option" with an exogenous risk-free interest rate $r^D \geq 0$ when held from $t = 0$ to $t = 2$ and with a (cash-like) zero interest rate when held short-term from $t = 0$ to $t = 1$ or from $t = 1$ to $t = 2$. Instead, stablecoins are pegged one-to-one to the dollar, as observed in practice.

Accepted form of payment by sellers. Seller A (Seller B) *only accepts* a transfer of stablecoins (bank deposits) with the corresponding dollar value as payment, and seller C *accepts both* bank deposits and stablecoins of

equal value. Importantly, all sellers must pay production costs at the end of $t = 2$ by transferring government-backed bank deposits (or dollars), meaning that sellers A and C must convert the stablecoins they receive.

Consumption preference risk. Consumers buy the good from sellers and cannot trade directly with each other. They face idiosyncratic risk about their consumption preference (or *payment type*), which is realized at $t = 2$. With probability $0 < \alpha_i < 1$ consumer i only values the good sold by seller A , with probability $0 < \beta_i < 1$ she only values the good sold by seller B , and with probability $0 \leq 1 - \alpha_i - \beta_i < 1$ she only values the good sold by seller C . The utility function of consumer i reflects the heterogeneity in payment types:⁷

$$u_i(c_{i,A}, c_{i,B}, c_{i,C}) = \begin{cases} c_{i,A}, w.p. \alpha_i > 0 \\ c_{i,B}, w.p. \beta_i > 0 \\ c_{i,C}, w.p. 1 - \alpha_i - \beta_i \geq 0 \end{cases} \quad \begin{array}{l} \text{payment type} \\ \text{stablecoins} \\ \text{bank deposits} \\ \text{both} \end{array}$$

where $c_{i,A}$, $c_{i,B}$ and $c_{i,C}$ denote consumer i 's date $t = 2$ consumption of goods sold by sellers of type A , B and C , respectively. The preference states are drawn independently, meaning that in the aggregate a mass $\alpha = \int_i \alpha_i di$ of consumers want to buy from seller A , a mass $\beta = \int_i \beta_i di$ from seller B , and a mass $1 - \alpha - \beta$ from seller C . Date $t = 2$ goods market clearing implies that $c_A = \int_i c_{i,A} di$, $c_B = \int_i c_{i,B} di$ and $c_C = \int_i c_{i,C} di$.

A key model ingredient is that consumers differ in how attractive they find different monies (see, e.g., Agur, Ari and Dell'Ariccia (2022)), which generates a demand schedule for stablecoins. Formally, it is assumed that there are G groups of consumers indexed by $g \in \{1, \dots, G\}$, where g_i denotes the group to which consumer i belongs. Each group has a measure m_g , where $\sum_{g=1}^G m_g = 1$. The payment type probabilities have common and a group specific components, $\alpha_g(N) = \alpha(N) + \gamma_g$ and $\beta_g(1 - N) = \beta(1 - N) - \gamma_g$, where $N \in [0, 1]$ is the mass of consumers adopting the stablecoin at $t = 0$ and $\gamma_{g+1} > \gamma_g \geq 0, \forall g \in \{1, \dots, G - 1\}$. The common component allows for the introduction of network effects. If $\alpha'(N), \beta'(1 - N) \geq 0$ hold with strict inequality, then the probability of the payment type stablecoins (bank deposits) increases (decreases) as stablecoins become more widely adopted. The group specific component generates a higher attractiveness of stablecoins for consumers belonging to a group with a higher g . To assure that $\alpha_g, \beta_g \geq 0$ and $\alpha_g + \beta_g \in [0, 1]$ holds for all groups, let $\alpha(0) \geq 0, \beta(1) \leq 1, \alpha(1) + \gamma_G \leq 1, \beta(0) - \gamma_G \geq 0$ and $\alpha(N) + \beta(1 - N) \in [0, 1], \forall N \in [0, 1]$.

The consumption preference risk matters because of two frictions: (a) consumption good sellers accept different monies and (b) consumers who don't have the money that is accepted for the purchase of the desired good at $t = 2$ must first convert monies, which involves transaction costs, as described below. The resulting *induced payment preference* is as a proxy for the medium of exchange function of the two monies, and the heterogeneity generates a demand for stablecoins that captures the varying interest of consumers in crypto applications and aspects such as anonymity, or real-world use cases such as low-cost remittances.

Transaction costs. When converting deposits into stablecoins and vice versa, consumers incur fixed transaction costs that are exogenously given and designed to capture transaction fees and convenience costs. The transaction costs at dates $t = 0, 1, 2$ are measured in \$ and denoted with τ_0, τ_1 and τ_2 . A key model assumption is that there is an advantage to have the "right money on hand" at $t = 2$, i.e., the transaction cost of converting from one money to another at short notice is higher than the cost of an ex-ante conversion at $t = 0$, i.e. $\tau_0 \leq \tau_1, \tau_2$. This assumption can, for instance, be motivated by transaction processing times and the inability to time the conversion for a window of low network activity. For simplicity, I assume that $\tau_0 = 0$.⁸

⁷The exclusive preference for a seller simplifies the exposition and can be relaxed to a relative preference.

⁸The results are robust as long as τ_0 is sufficiently small relative to future transaction costs. Section 6 discusses the robustness of the results in extensions of the model where part (or all) of the transaction costs are captured by the stablecoin issuer, and where

Stablecoin issuer. The monopolistic issuer offers to convert deposits into a digital token (stablecoin) and vice versa at a one-to-one conversion rate at dates $t = 0, 1, 2$.⁹ Unlike deposits, stablecoins pay no interest and the issuer may not always be able to redeem the coins at par as promised due to the *risk of insolvency*. Formally, the funds collected by the issuer at $t = 0$ are invested in a risky asset that pays off θ dollars at $t = 2$ per dollar invested at $t = 0$, where $\theta \sim U[\underline{\theta}, \bar{\theta}]$, with $0 \leq \underline{\theta} < 1 \leq \bar{\theta}$. If divested prematurely the asset pays off $0 < r \leq \underline{\theta}$ dollars at $t = 1$ per dollar invested at $t = 0$.¹⁰ Moreover, there is a bankruptcy cost $\psi > 0$ if the value of the issuer's assets falls below the dollar face value of the remaining coins in circulation. In this case, the coins are *devalued* in accordance with the liquidation value of the issuer. In practice, the riskiness of the issuer's balance sheet may stem from the quality of the assets or from potential exposures to custodial, operational or technological risks (e.g. cyber risk). The fundamental θ is meant to capture these risks in a reduced form. Importantly, $\underline{\theta} < 1$ gives rise to states of the world where the value of stablecoins falls below \$1 even if there are no redemption requests at $t = 1$. This assumption is consistent with the current business models of the leading stablecoin issuers, which hold risky assets (see Table 1) and are thinly capitalized.¹¹

Stablecoin adoption game. At $t = 0$ consumers simultaneously decide whether to keep their endowment of \$1 in bank deposits or, alternatively, convert their deposits to stablecoins. In their decision consumers take their expected payment type, the interest rate differential and the potential devaluation of stablecoins into account. Given the linearity, it is sufficient to restrict attention to a binary action game. Let $a_{0,i} \in \{0, 1\}$ denote the action of consumer i at $t = 0$, where $a_{0,i} = 1$ if she converts all her deposits to stablecoins and $a_{0,i} = 0$ if she keeps all deposits till $t = 2$. The stablecoin adoption rate is defined as $N = \int_0^n a_{0,i} di \in [0, 1]$.

Stablecoin conversion game. At $t = 1$ stablecoin holders are randomly assigned a type, with probability $0 < \kappa \leq 1$ they become *active holders* and with probability $1 - \kappa$ they are *passive holders*. Active coin holders decide at $t = 1$ whether to reallocate their funds, while passive holders are dormant till the end of $t = 2$. In the baseline model there will be an upper bound on κ to simplify the model by ruling out the possibility of rationing at $t = 1$, as in Chen et al. (2010).¹² Following Carlsson and van Damme (1993), there is incomplete information about θ . At the beginning of $t = 1$ active stablecoin holder receives a noisy private signal x_i that is correlated with the fundamental realization:

$$x_i = \theta + \sigma \varepsilon_i. \quad (1)$$

The idiosyncratic noise is independently and uniformly distributed, $\varepsilon_i \sim U[-\epsilon, +\epsilon]$ with $\epsilon > 0$ and $\sigma \geq 0$, where g_i and ε_i are uncorrelated. Moreover, active and passive coin holders are equally distributed across groups. Upon receiving their private signal, active stablecoin holders simultaneously decide whether to demand conversion to deposits at the promised one-to-one conversion rate, knowing that the issuer serves

τ_1 endogenously responds to the spikes in transaction volumes. Figure A1 illustrates the elevated level of transaction fees during a period of crypto market turmoil. Transaction fees depend on market-wide conditions, as the same blockchain is used by many cryptocurrencies. Therefore, assuming an exogenous conversion cost is a good starting point. In practice, transaction costs for on-chain transactions and for peer-to-peer transactions are largely outside the control of stablecoin issuers (e.g. they depend on the transaction fees on the Ethereum blockchain or of a peer-to-peer exchange). Instead, issuers may have some influence over the fees on cryptocurrency exchange platforms (e.g. USD Coin is co-owned by the exchange Coinbase and Binance USD is owned by the exchange Binance), which also offer VISA/MasterCard payment cards that are linked to a cryptocurrency wallet and can be used for ATM withdrawals (e.g. Coinbase offers a VISA card issued by MetaBank that allows to spend USD Coins).

⁹This one-to-one conversion promise is used by all of the top stablecoin issuers, as well as by mobile money operators, and it would require a richer modeling environment for it to be an optimal contract. The closest analogy is a fixed exchange rate regime.

¹⁰The implicit assumption that early closure is never ex-post efficient is standard. See Rochet and Vives (2004) for a distinction between efficient and inefficient liquidations based on a moral hazard consideration.

¹¹Section 6.6 considers an extension with $\underline{\theta} \geq 1$, $r'(\theta) > 0$ and $0 < r(\theta) \leq 1, \forall \theta \in [\underline{\theta}, \bar{\theta}]$, where the focus is purely on liquidity concerns.

¹²This modeling trick does not affect the key insights and can be motivated empirically.

redemption request sequentially and that she may not be able to meet all requests.¹³ The action to demand conversion is denoted with $a_{1,i} = 1$ and the action to keep the coins with $a_{1,i} = 0$.

Table A1 in the Appendix summarizes the game. The key difference from a standard bank run or currency attack model is the ex-ante adoption game that links stablecoin adoption and fragility, and the heterogeneity in stablecoin demand across consumers captured by the group specific induced payment preference. A necessary condition for a positive demand for stablecoins will be that the *crypto enthusiasts* belonging to the groups with the highest probability to meet seller A have an incentive to adopt stablecoins to economize on expected transaction costs, despite the interest rate differential and the risk of devaluation.¹⁴

3 Transaction Costs and the Beneficial Role of Stablecoins

The uncertain payment type combined with transaction costs makes the consumer problem at $t = 0$ non-trivial. To see this, I first consider the limiting case $\tau_2 \searrow \tau_0 = 0$, where the advantage from having the "right money on hand" at $t = 2$ vanishes and holding deposits is the dominant strategy. Second, I consider the limiting case $r, \underline{\theta} \nearrow 1$, where the liquidation cost vanishes and stablecoins are safe, to illustrate how positive transaction costs create a trade-off for consumers when they decide whether or not to adopt stablecoins.

In the first case with $\tau_2 \searrow 0$, it is the dominant strategy of consumers in the stablecoins adoption game at $t = 0$ to keep their bank deposits, i.e. $a_{0,i}^* = 0$. To see this, observe that return of bank deposits, $1 + r^D$, exceeds the expected return of stablecoins, which is (weakly) smaller than one due to the risk of insolvency. Formally, the expected utility payoff from holding deposits, $1 + r^D - \alpha_i \tau_2 \approx 1 + r^D$, is (weakly) larger than the expected utility payoff from adopting stablecoins at $t = 0$, which falls short of $1 - \tau_0 - \beta_i \tau_2 \approx 1$.

In the second case, I consider the limiting case where stablecoins are safe, which in the model is approximately true if $r, \underline{\theta} \nearrow 1$. For $\tau_2 > 0$ some consumers may find it optimal to adopt stablecoins and benefit from transaction cost advantages, especially when stablecoin payments are likely to be accepted at $t = 2$ and when the risk of a devaluation of the stablecoins is low. The benchmark with safe stablecoins serves to illustrate this point. Intuitively, the limit $\underline{\theta} \nearrow 1$ ensures that the issuer will be able to exchange coins at $t = 2$ at a rate that is arbitrarily close to the one-to-one conversion promise, as long as there are no redemption requests at $t = 1$. Moreover, the limit $r \nearrow \underline{\theta} \approx 1$ ensures that the issuer can do so even if there are redemption requests, because her liquidation cost is arbitrarily small. This benchmark best captures an "ideal world" where stablecoins are tightly regulated and backed by central bank reserves, while offering a technology-enabled access to certain use cases or benefits for consumers that are otherwise unavailable.¹⁵

The game is solved by backward induction. At $t = 2$ consumers enter the consumption stage either as coin holders or as bank depositors and just use the available funds to consume. At $t = 1$, consumers also enter the period either as coin holders or as depositors. Depositors do not find it optimal to convert their money at $t = 1$, because they found it optimal to hold deposits at $t = 0$ and would otherwise forgo the positive interest rate. Given that the issuer can always assure a stablecoin value that is arbitrarily close to one dollar at $t = 2$, it is the dominant strategy for active coin holders not to demand conversion, i.e. $a_{1,i}^* = 0, \forall i$. Requesting conversion at $t = 1$ is unattractive due to the fixed conversion cost, as long as $\tau_1 > [\beta_i - \alpha_i] \tau_2$.

¹³The assumption that conversion requests are met sequentially is only needed if the model is generalized to large levels of κ .

¹⁴Recall that all stablecoins issued during the game are exchanged for their equivalent dollar value at the end of $t = 2$. Unlike consumers, sellers are not atomistic, and for them the fixed transaction cost τ_2 to exchange coins earned at $t = 2$ is negligible.

¹⁵In addition, the benchmark will serve as a basis for discussing in Section 6 regulated e-money providers, narrow banks and a hybrid CBDC through the lens of the model.

Next, consider the stablecoin adoption game at $t = 0$. For $r, \underline{\theta} \nearrow 1$ the problem of consumer i reads:

$$\max_{a_{0,i} \in \{0,1\}} (a_{0,i}(1 - \beta_i \tau_2) + (1 - a_{0,i})(1 + r^D - \alpha_i \tau_2)).$$

When deciding to adopt stablecoins at $t = 0$, i.e. $a_{0,i} = 1$, consumer i receives coins with a nominal value of \$1. Since the coins are safe, consumer i can purchase one consumption good at $t = 2$ from seller A and C , but only $1 - \tau_2$ units of the consumption good from seller B . Instead, when deciding to keep the deposits at $t = 0$, i.e. $a_{0,i} = 0$, and to hold them till $t = 2$, consumer i receives a (weakly) positive interest rate. Therefore, she can purchase $1 + r^D$ goods at $t = 2$ from seller B and C , but only $1 + r^D - \tau_2$ goods from seller A .

Proposition 1 summarizes the solution to the game. Let $s \in \{1, \dots, G\}$ be the marginal group of adopters who have the lowest benefit from adoption.

Proposition 1. (Safe stablecoins) Let $r \rightarrow \underline{\theta}$, $\underline{\theta} \rightarrow 1$ and $\tau_1 / \tau_2 > \arg \max_N [\beta(1 - N) - \alpha(N)]$. Absent positive network effects, i.e. if $\alpha' = \beta' = 0, \forall N \in [0, 1]$, each consumer i belonging to group $g = g_i$ optimally chooses the action:

$$a_{0,i}^* = \begin{cases} 1 & \text{if } r^D < \Phi_{g_i} \\ \in \{0, 1\} & \text{if } r^D = \Phi_{g_i} \\ 0 & \text{if } r^D > \Phi_{g_i} \end{cases} \quad (2)$$

at $t = 0$, where $\Phi_{g_i} \equiv [\alpha_i - \beta_i] \tau_2$. Moreover, $a_{1,i}^* = 0, \forall i$ at $t = 1$. A necessary and sufficient condition for a positive demand for stablecoins at $t = 0$ is given by $r^D < \Phi_G$, then there exists a unique marginal group of stablecoin adopters $s^* = s \in \{1, \dots, G\}$. If $\Phi_s > r^D$ and $\Phi_{s-1} < r^D$, the equilibrium stablecoin adoption rate is uniquely determined as $N^* = \sum_{g=s^*}^G m_g$. Instead, if $\Phi_s = r^D$, then $N^* \in [\sum_{g=s^*+1}^G m_g, \sum_{g=s^*}^G m_g]$. With positive network effects the optimal action at $t = 0$ depends on the belief about N^* . Multiple solutions to s^* may exist. As before, $a_{1,i}^* = 0, \forall i$.

Proposition 1 states that a positive stablecoin adoption rate requires that there are at least some *crypto enthusiasts* belonging to groups with a sufficiently high probability to have a preference for seller A so that they find it attractive to adopt stablecoins despite the lower interest rate. Moreover, absent network externalities, there exists a unique solution to the adoption game if no group of consumers is exactly indifferent between adopting stablecoins and holding deposits. In any case, the marginal group of stablecoin adopters s^* is unique. Instead, with positive network effects there can be multiple solutions to the adoption game where different groups of consumers are the marginal coin holders.

Figure 2 illustrates how stablecoin adoption depends on the remuneration of the outside option to hold bank deposits from $t = 0$ to $t = 2$. The left panel shows the case without positive network effects. The demand for stablecoins (the equilibrium stablecoin adoption rate N^*) is displayed in thick light blue (left axis) and the marginal group of adopters s^* is displayed in thick dark red (right axis). Both are monotonically decreasing in the deposit rate r^D (horizontal axis). Observe that the non-continuous distribution of groups translates into a step function for the demand for stablecoins. While there is a range of equilibrium adoption rates at $r^D = \Phi_G$, $r^D = \Phi_{G-1}$ and $r^D = \Phi_{G-2}$, there always exists a unique marginal group s^* , as stated in Proposition 1. Finally, if $r^D > \Phi_G$, then even crypto enthusiasts in group G stop adopting stablecoins. The right panel of shows the case with positive network effects. Here the group-specific Φ s where consumers are indifferent shift to the right when the adoption rate increases. As a result, multiple solutions to s^* emerge when r^D is in the neighborhood of the steps, because consumers are more willing to adopt stablecoins when N is higher. Nevertheless, the highest solution for s^* remains monotonically decreasing in r^D .

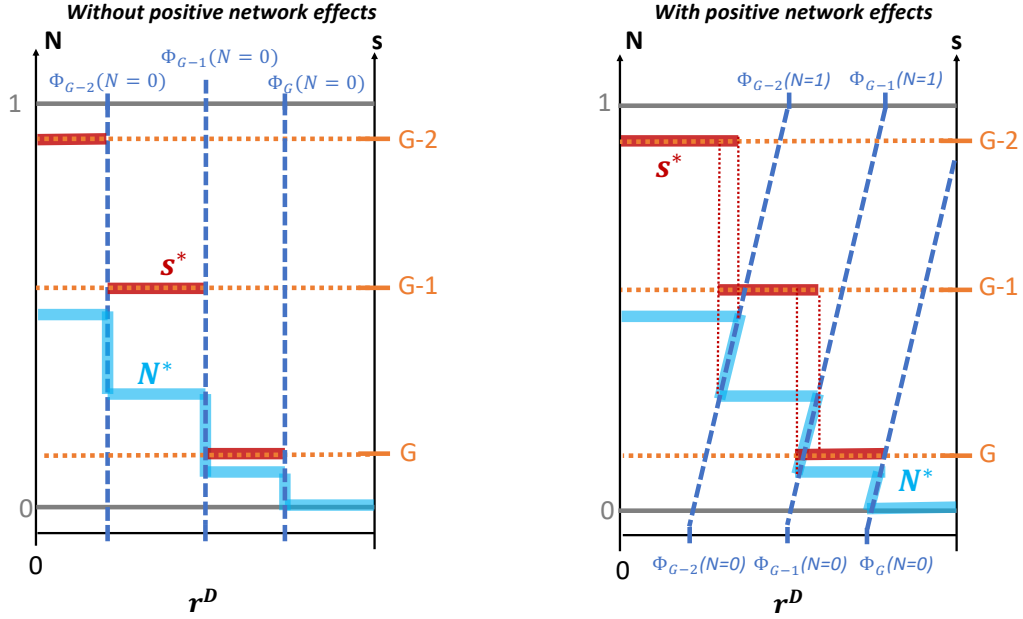


Figure 2: The figure shows the demand for stablecoins, i.e. the equilibrium adoption rate N^* , in thick light blue for the case without positive network effects (left panel) and for the case with positive network effects (right panel). The marginal group of adopters s^* is displayed in thick dark red. The deposit rate $r^D \geq 0$ is on the horizontal axis. The left axis shows the adoption rate $N \in [0, 1]$ and the right axis shows the groups $G, G - 1$ and $G - 2$. The group-specific Φ 's are depicted as dashed lines in dark blue.

Moving away from the special case with safe stablecoins, I next consider the practically more relevant version of the model, where the stablecoin issuer is prone to runs due to its risky and illiquid investment. As before, the model is solved backwards. Section 4 analyzes the continuation equilibrium at $t = 1$ for a given rate of stablecoin adoption, N , and Section 5 analyzes the adoption game at $t = 0$ and solves for N^* .

4 Stablecoin Runs at $t = 1$

This section proceeds as follows. First, Section 4.1 presents conditions under which the issuer is able to meet her payment obligations at $t = 1, 2$. Thereafter, Section 4.2 discusses how the expected utility payoff of an active coin holder depends on whether or not she demands conversion at $t = 1$, the decision of other coin holders, and the solvency of the issuer. Building on these results, Section 4.3 states the $t = 1$ decision problem of active coin holders and solves for the equilibrium of the stablecoin conversion game at $t = 1$.

4.1 Solvency of the Stablecoin Issuer

The stablecoin issuer is insolvent, whenever she is unable to redeem the coins at par that have been issued at $t = 0$, meaning that she does not have sufficient resources to convert the stablecoins to bank deposits at the promised one-to-one conversion rate. Let $A = \int_i a_{1,i} di / (\kappa N)$ be the proportion of active coin holders who demand conversion at $t = 1$ conditional on the adoption rate N . As before, let group s denote the marginal group of coin holders with the lowest probability, $\alpha_s = \alpha + \gamma_s$, of benefitting from holding stablecoins instead of deposits. If only consumers belonging to groups $g \in \{s, \dots, G\}$ hold stablecoins at the beginning of date $t = 1$, then $A = \int_i a_{1,i} di / (\kappa \sum_{g=s}^G m_g) \in [0, 1]$, where $a_{1,i} = 0$ for all passive coin holders.

The issuer is cash-flow insolvent at $t = 1$, i.e. unable to meet her immediate payment obligations $N\kappa A$ if:

$$r < \kappa A. \quad (3)$$

Similarly, she cannot meet her $t = 2$ payment obligations, $N(\kappa(1 - A) + 1 - \kappa)$, if $r \leq \kappa A$ or if $r > \kappa A$ and:

$$(r - \kappa A) \frac{\theta}{r} < 1 - \kappa A. \quad (4)$$

Conversely, solvency at $t = 2$ implies that the issuer is also able to meet her payment obligations at $t = 1$. When deriving the main results below, I invoke a parameter condition in Assumption 1 that implies that $r > \kappa$, meaning that Inequality (3) is violated and the issuer can always meet her $t = 1$ payment obligation. This simplifying assumption eases the analysis of the conversion game without affecting the key insights.¹⁶

Next, I describe the regions of fundamental realizations where the issuer is *fundamentally solvent or insolvent* independent of the conversion demand by active coin holders at $t = 1$. The region of fundamental solvency can be derived from Inequality (4), which implies that the issuer is able to meet all redemption requests at $t = 2$ if $\theta \geq \theta_h \equiv (1 - \kappa)r / (r - \kappa) > 1$. Following the global games bank run literature, I additionally invoke the mild parameter assumption that $\bar{\theta} > \theta_h$, meaning there exist sufficiently favorable fundamental realizations $\theta \in [\theta_h, \bar{\theta}]$ such that the issuer is *fundamentally solvent* independent of the conversion demand. The region of fundamental insolvency is derived by isolating θ in Inequality (4) to define a critical threshold $\hat{\theta}(A) \in [\underline{\theta}, \theta_h)$, such that for a given conversion demand, the issuer is insolvent for all $\theta < \hat{\theta}(A)$, where:

$$\hat{\theta}(A) \equiv \frac{(1 - \kappa A)r}{r - \kappa A} > 1. \quad (5)$$

Based on Equation (5) there exists a lower bound $\theta_\ell = 1$ such that for all $\theta < \theta_\ell$ the issuer has insufficient resources at $t = 2$ to meet her promise even if there are no conversion demands at $t = 1$, i.e. if $A = 0$. Given that $\underline{\theta} < 1$, the issuer is *fundamentally insolvent* for all $\theta \in [\underline{\theta}, \theta_\ell)$. The two assumptions $\bar{\theta} > \theta_h$ and $\underline{\theta} < 1$ are used to establish the existence of an upper and a lower dominance region in Section 4.3.

Importantly, the solvency of the issuer depends on the level of the aggregate conversion demand A in the intermediate region, $\theta \in (\theta_\ell, \theta_h)$ and Equation (5) allows to trace out how the solvency of the issuer is governed by the population fraction of active coin holders demanding conversion, as illustrated in Figure A2 in the Appendix. Notably, a higher κ (a higher r) makes it harder (easier) for the issuer to assure solvency.

4.2 Payoffs

The risk of insolvency only affects stablecoin holders, since bank deposits are insured. When deciding whether to demand conversion of her stablecoins to bank deposits at $t = 1$, each active coin holder i compares the expected utility payoff from doing so with the alternative to keep her coins. Table 2 shows the utility payoffs of coin holder i of group g_i associated with the two actions. Importantly, the payoffs depend on the realization of θ , on the average action A of others and on expected transaction costs weighted by the group-specific probabilities of the payment type.

Isolating the average action A in Inequality (4) allows to define a critical threshold $\hat{A}(\theta)$, such that for a

¹⁶This avoids a payoff structure similar to Goldstein and Pauzner (2005) that does not satisfy global strategic complementarities.

<i>individual action</i>	<i>aggregate action</i>	$A \leq \hat{A}(\theta)$ issuer is solvent	$A > \hat{A}(\theta)$ issuer is insolvent
Demand conversion , $a_{1,i} = 1$		$1 - \tau_1 - \alpha_i \tau_2$	$1 - \tau_1 - \alpha_i \tau_2$
Keep coins , $a_{1,i} = 0$		$1 - \beta_i \tau_2$	$\frac{r - \kappa A}{r} \frac{\theta - \psi}{1 - \kappa A} - \beta_i \tau_2$

Table 2: Expected ex-post utility payoffs in the stablecoin conversion game at $t = 1$ for $\theta \in (\theta_\ell, \theta_h)$.

given fundamental realization, the issuer is insolvent for all $A > \hat{A}(\theta)$, where:¹⁷

$$\hat{A}(\theta) \equiv \frac{(\theta - 1)r}{\kappa(\theta - r)} \in [0, 1], \forall \theta \in [\theta_\ell, \theta_h]. \quad (6)$$

In the intermediate region $\theta \in (\theta_\ell, \theta_h)$ payoffs depend on coin holder's beliefs about the aggregate action A and the fundamental θ . First, consider the case when the issuer is solvent, $A \leq \hat{A}(\theta)$. The issuer is able to meet her payment obligations in full to both active coin holders demanding conversion at $t = 1$ and to the remaining active coin holders who keep their coins till $t = 2$, as well as to passive coin holders. Therefore, all coin holders demanding conversion receive $1 - \tau_1$ dollars worth of bank deposits at $t = 1$, after accounting for the conversion cost. They use the funds at $t = 2$ to purchase consumption goods and receive $1 - \tau_1$ units if they have a consumption preference for seller B or C , and $1 - \tau_1 - \tau_2$ units if they have a preference for seller A , which occurs with probability α_{g_i} . Given that the coins are not devalued at $t = 2$ if $A \leq \hat{A}(\theta)$, all active coin holders who keep their coins at $t = 1$ receive one unit consumption good if they have a preference for seller A or C , and $1 - \tau_1 - \tau_2$ units if they have a preference for seller B , which occurs with probability β_{g_i} .

Next, consider the case when the issuer is insolvent, $A > \hat{A}(\theta)$. Now she is unable to meet her payment obligations in full to the remaining active coin holders who keep their coins till $t = 2$, as well as to passive coin holders. However, all active coin holders demanding conversion at $t = 1$ still receive the promised \$1 per stablecoin and have the same utility payoff as in the previous case.¹⁸ This is because the first inequality in (7) bounds κ from above such that $r > \kappa$. Moreover, the bound on κ and an additional bound on the bankruptcy cost ψ ensure that the utility payoffs of both the passive coin holders and the remaining active coin holders are weakly positive, independent of the conversion demand A :

$$\kappa \leq \bar{\kappa} \equiv \frac{\theta - \psi - \tau_2}{\theta - r\tau_2} r < r \quad \Rightarrow \quad \frac{r - \kappa A}{r} \frac{\theta - \psi}{1 - \kappa A} - \tau_2 > 0 \text{ if } \psi < \underline{\theta}, \forall A > \hat{A}(\theta), \theta \in [\underline{\theta}, \bar{\theta}]. \quad (7)$$

The two parameter conditions, $\kappa \leq \bar{\kappa}$ and $\psi \geq \underline{\theta}$, are summarized in Assumption 1 below and simplify the analysis by allowing to average over the group-specific terms when solving for the equilibrium by applying the Belief Constraint of Sákovics and Steiner (2012), as explained in Section 4.3.¹⁹

Let $\Delta_{1,i}(A; \theta, N) \equiv E[u_i(A, a_{0,i} = 1, a_{1,i} = 1; \theta, N)] - E[u_i(A, a_{0,i} = 1, a_{1,i} = 0; \theta, N)]$ denote coin holder i 's

¹⁷Note that $\hat{A}(\theta)$ is strictly increasing in θ and in r for all $\theta \in (1, \theta_h)$, as the issuer is only insolvent at $t = 2$ for higher levels of aggregate conversion demand at $t = 1$. Moreover, $\hat{A}(\theta)$ is strictly decreasing in κ , as a higher share of active coin holders translates into it a higher conversion demand, thereby making it harder for the issuer to be solvent. Finally, note that $\hat{\theta}(A) \leq \theta_h$ requires $A < \hat{A}(\theta_h)$.

¹⁸The implicit assumption is that the use of stablecoins as a means of payment is independent of the solvency of the stablecoin issuer. This assumption could, for instance, be rationalized because a new issuer enters the market or by the ability of the insolvent issuer to continue operating under resolution with a full backing by cash. The main insights of the paper do not hinge on this assumption, as shown in the Online Appendix. However, the analysis of the case with more than two different groups of coin holders is facilitated by the fact that the group-specific terms are not contingent on the aggregate action of coin holders.

¹⁹I show in the Online Appendix that the key insights are robust to a relaxation of the bound on κ , which simplifies the payoff matrix and the analysis of the run game similar to Rochet and Vives (2004). See Goldstein and Pauzner (2005) for a bank run model with payoffs that do not satisfy global strategic complementarities, as it is the case in the alternative version of my model with $\kappa = 1$.

differential utility payoff, or benefit, from demanding conversion at $t = 1$, instead of keeping her coins:

$$\Delta_{1,i}(A; \theta, N) = \begin{cases} -\Phi_{g_i} \tau_2 - \tau_1 & \text{if } A \leq \hat{A}(\theta) \\ -\Phi_{g_i} \tau_2 - \tau_1 + 1 - \frac{r - \kappa A}{1 - \kappa A} \frac{\theta - \psi}{\theta - r} & \text{if } A > \hat{A}(\theta). \end{cases} \quad (8)$$

Note that $\Delta_{1,i}$ is weakly decreasing in θ . In the presence of positive network effects, i.e. if $d\Phi_{g_i}/dN = d[\alpha_{g_i} - \beta_{g_i}] \tau_2 / dN > 0$, the benefit from conversion is also decreasing in N . Moreover, $\Delta_{1,i}$ is lower for coin holders belonging to a group with a higher probability to have a preference for seller A , which, as will become clear below, implies a reduced flightiness, due to a lower benefit from demanding conversion.

Figure 3 illustrates how the differential expected utility payoff $\Delta_{1,i}(A; \theta, N)$ varies with A for a given $\theta \in (1, \theta_h)$. If the issuer is solvent, i.e. for $A < \hat{A}(\theta)$, the differential expected utility payoff is (locally) invariant in the aggregate conversion demand and negative, meaning that there is no benefit from demanding conversion. As shown in Section 5, this is because consumer i belonging to group g_i would otherwise not have adopted stablecoins. Formally, $\Delta_{1,i} = -\Phi_{g_i} \tau_2 - \tau_1 < 0, \forall g_i \geq s$ if $A < \hat{A}(\theta)$. Conversely, $\Delta_{1,i}(A; \theta, N)$ is increasing in A and exceeds $-\Phi_{g_i} \tau_2 - \tau_1 + \psi / ((1-r)\theta / (\theta-r))$ if the issuer is insolvent.²⁰ Importantly, there is a *global strategic complementarity* in actions; a higher A strictly increases the incentives to demand conversion for all $A > \hat{A}(\theta)$. For $A = 1$ the differential expected utility payoff reaches its maximum value $\bar{\Delta}_{1,i}(\theta) \equiv 1 - \Phi_{g_i} \tau_2 - \tau_1 - (\theta(r - \kappa) / r - \psi) / (1 - \kappa)$. Note that $\bar{\Delta}_{1,i}(\theta) > 0, \forall \theta \in (\theta_\ell, \theta_h), g_i \in \{s, \dots, G\}$ if:

$$\underline{\psi} > \underline{\psi} \equiv ((\beta_G - \alpha_G) \tau_2 + \tau_1) (1 - \kappa). \quad (9)$$

The range for permissible bankruptcy costs, $\psi \in (\underline{\psi}, \underline{\theta})$, is non-empty provided the relative attractiveness from holding stablecoins is not implausibly high for the crypto enthusiasts in group G . Formally, the lower bound for the bankruptcy cost in Inequality (9) assures that even coin holders belonging to group G have a benefit from demanding conversion at $t = 1$ if they know that all other active coin holders demand conversion, i.e. if $A = 1$, and that the fundamental realization is below θ_h . Taken together, the benefit from demanding conversion, $\Delta_{1,i}(A; \theta, N)$, depicted in Figure 3 is negative (positive) for small (large) values of A .

4.3 Equilibrium of the Stablecoin Conversion Game at $t = 1$

This section analyzes the decision problem of active coin holders at $t = 1$ and derives the continuation equilibrium of the incomplete information game where $\sigma > 0$, meaning that coin holders receive a noisy private signal at $t = 1$ that is correlated with the amount of resources available to the issuer at $t = 2$.²¹

Recall that the marginal group $s \in \{1, \dots, G\}$ is defined as the group of stablecoin adopters who find holding stablecoins least attractive, and that the number of groups of coin holders can be arbitrarily large. Building on the results from Section 4.2, Assumption 1 summarizes the key parameter conditions.

Assumption 1. Let $\underline{\theta} < 1 - \sigma \epsilon$, $\theta_h + \sigma \epsilon < \bar{\theta}$, $\kappa < \bar{\kappa}$ and $\psi \in (\underline{\psi}, \underline{\theta})$.

As common in the global games literature, I consider the case of vanishing private signal noise, i.e. $\sigma \searrow 0$, which also ensures that the first two inequalities in Assumption 1 always hold. The upper bound on κ , simplifies the payoff structure and assures a global strategic complementarity in actions. The lower bound on ψ focuses attention on the plausible case where even crypto enthusiasts have a benefit from demanding

²⁰Note that the expression is positive for all $g \in \{s, \dots, G\}$ provided the conversion cost is small relative to the bankruptcy cost.

²¹Appendix Section A.2 discusses the complete information benchmark with $\sigma = 0$.

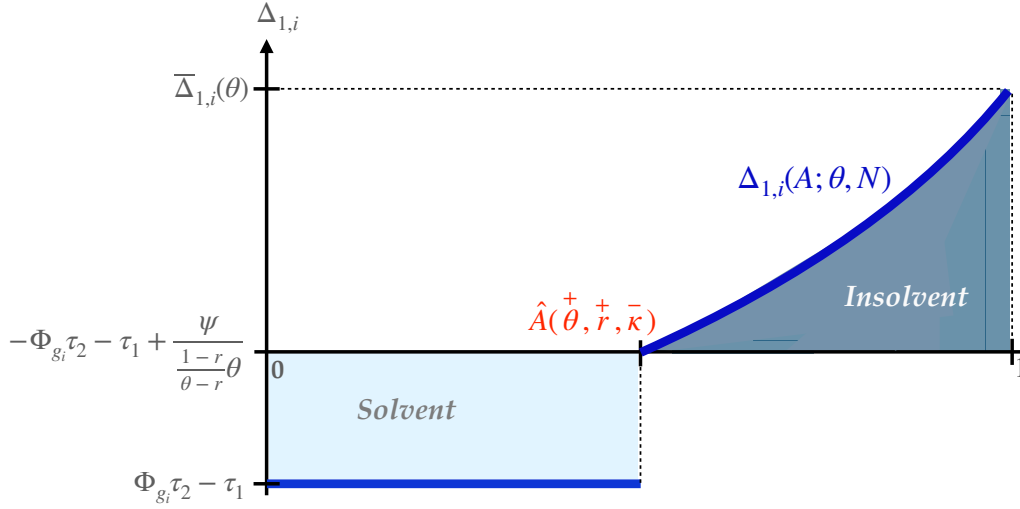


Figure 3: Differential utility payoff of a coin holder belonging to group g_i from demanding conversion at $t = 1$ instead of keeping her coins for a given fundamental θ and aggregate conversion demand A .

conversion if they know that everybody else demands conversion and $\theta < \theta_h$,²² while the upper bound on ψ avoids negative payoffs (an assumption that could be relaxed).

Expected benefit from conversion. Using Equation (8), I define the differential expected utility payoff of coin holder i from choosing the action to demand conversion, i.e. $a_{1,i} = 1$, conditional on her signal x_i as:

$$E[\Delta_{1,i}(A; \theta, N) | x_i] \equiv \text{Prob}\{A \leq \hat{A}(\theta) | x_i\} ((\beta(1-N) - \alpha(N) - 2\gamma_i)\tau_2 - \tau_1) \quad (10)$$

$$+ \text{Prob}\{A > \hat{A}(\theta) | x_i\} \int_{\underline{\theta}}^{\bar{\theta}} \left(1 + (\beta(1-N) - \alpha(N) - 2\gamma_i)\tau_2 - \tau_1 - \frac{r-\kappa A}{1-\kappa A} \theta - \frac{\psi}{1-\kappa A} \right) h(\theta | x_i) d\theta,$$

where $h(\theta | x_i)$ denotes the posterior probability of a fundamental realization of θ , after observing the private signal x_i . While coin holders potentially face heterogeneous type-specific payoff functions, they all share an identical differential expected utility payoff conditional on their group and private signal.

I use the global games approach (Vives 2005; Morris and Shin 2006) to analyze the conversion game at $t = 1$ and to establish conditions for the existence of a monotone Bayesian equilibrium. Recall that $\theta \sim U[\underline{\theta}, \bar{\theta}]$ and $x_i = \theta + \sigma \varepsilon_i$, where $\varepsilon_i \sim U[-\epsilon, +\epsilon]$ is independently and identically distributed. Hence, the posterior belief about the probability that the realization of θ exceeds the level $y \in [\underline{\theta} + \sigma \epsilon, \bar{\theta} - \sigma \epsilon]$ is:

$$\text{Prob}\{\theta \geq y | x_i\} = \text{Prob}\{x_i - \sigma \varepsilon_i \geq y | x_i\} = \begin{cases} 1 & \text{if } x_i > y + \sigma \epsilon \\ \frac{1}{2} + \frac{x_i - y}{2\sigma \epsilon} & \text{if } x_i \in [y - \sigma \epsilon, y + \sigma \epsilon] \\ 0 & \text{if } x_i < y - \sigma \epsilon. \end{cases} \quad (11)$$

Based on Equation (11), Appendix Section A.3 establishes an upper and lower dominance region of very

²²Intuitively, the condition assures for the intermediate region the co-existence of a pure strategy Nash equilibrium where all coin holders demand conversion, as stated in Proposition 11 in Appendix Section A.2.

favorable and very unfavorable private signal realizations, respectively, such that the actions of coin holders observing a signal that falls in these regions do not depend on the decisions of others. Specifically, given Assumption 1 there exist two bounds \underline{x} and \bar{x} that define the dominance regions $[\underline{\theta} - \sigma \epsilon, \underline{x}]$ and $[\bar{x}, \bar{\theta} + \sigma \epsilon]$.

Continuation equilibrium. Suppose that $x_{g+1}^* \leq x_g^*, \forall g \in \{s, \dots, G-1\}$, meaning that coin holders belonging to a group with a higher relative convenience benefit from holding stablecoins are less inclined to demand conversion. For adoption by at least one and up to $G - (s - 1)$ groups, the *critical mass condition* is:

$$\frac{\mu_s m_s \max\{0, \min\{\frac{1}{2} + \frac{x_s^* - \theta^*}{2\sigma\epsilon}, 1\}\} + \sum_{g=s+1}^G m_g \max\{0, \min\{\frac{1}{2} + \frac{x_g^* - \theta^*}{2\sigma\epsilon}, 1\}\}}{\mu_s m_s + \sum_{g=s+1}^G m_g} = \hat{A}(\theta^*, x_s^*, \dots, x_G^*) = \frac{(\theta^* - 1)r}{\kappa(\theta^* - r)}, \quad (12)$$

where I account for the fact that the coin holders belonging to group s , who have the lowest relative convenience benefit from holding stablecoins, may be indifferent between adopting stablecoins or holding deposits, as discussed in Section 5. Formally, $\mu_s \in (0, 1]$.

There are $G - (s - 1)$ *indifference conditions*, one equation for stablecoin holders in each group, that depend on the fundamental threshold θ^* and the group-specific signal thresholds x_s^*, \dots, x_G^* :

$$E[\Delta_{1,i}(A; \theta^*, N) | x_{g_i}^*] = 0, \forall g \in \{s, \dots, G\}. \quad (13)$$

For the general case with multiple groups of coin holders, i.e. $s < G$, the existence of unique equilibrium threshold strategies can be established by adapting the translation argument of Frankel et al. (2003), which has also been used by Garcia and Panetti (2022) to study a Diamond-Dybvig bank run model with wealth heterogeneity across households. Thereafter, I characterize a monotone equilibrium of the continuation game by application of the Belief Constraint of Sákovics and Steiner (2012). The existence of the upper and lower dominance regions assures that $\theta \in (x_G^* - \sigma \epsilon, x_s^* + \sigma \epsilon)$ holds. Moreover, for $\sigma \searrow 0$ the critical type-specific private signal thresholds fall within a cluster of size $2\sigma \epsilon$ together with the equilibrium fundamental threshold θ^* . This cluster collapses to a point for vanishing private signal noise. As a result, the equilibrium is fully determined by the $G - (s - 1)$ indifference conditions in (13), which are used to back out θ^* .

The Belief Constraint states that the Laplacian Property holds on average across the different groups of consumers adopting stablecoins, meaning that coin holders' posterior distribution of A is on average uniform over $[0, 1]$. This property allows to derive a tractable solution where the equilibrium fundamental threshold is determined by averaging over the indifference conditions, as in Equation (14) below. Importantly, θ^* is a function of $\bar{\gamma}$, which is the weighted average of the group-specific γ_{g_i} terms, a summary statistic for the average relative preference for stablecoins in the population of coin holders. Proposition 2 describes the equilibrium of the conversion game at date $t = 1$ for a given adoption rate.

Proposition 2. (Continuation equilibrium under incomplete information) *Given Assumption 1, $\sigma \searrow 0$ and a positive level of adoption $N > 0$ with $s \in \{1, \dots, G\}$, there exists a unique monotone equilibrium of the conversion game characterized by threshold strategies where active stablecoin holders in groups $g \in \{s, \dots, G\}$ demand conversion if and only if they receive a private signal that is below their group-specific signal threshold, i.e. for $x_i \leq x_{g_i}^*$, and where the stablecoin issuer faces a run at $t = 1$ for all $\theta < \theta^*$, with $\theta^* \in (1, \theta_h)$ given by:*

$$I(\theta^*; \bar{\gamma}) \equiv [\beta(1 - N) - \alpha(N) - 2\bar{\gamma}] \tau_2 - \tau_1 + \int_{\frac{(\theta^* - 1)r}{\kappa(\theta^* - r)}}^1 \left(1 - \frac{r - \kappa A \theta^* - \Psi}{1 - \kappa A} \right) dA = 0, \quad (14)$$

with $\bar{\gamma} \equiv (\mu_s m_s \gamma_s + \sum_{g=s+1}^G m_g \gamma_g) / (\mu_s m_s + \sum_{g=s+1}^G m_g)$.

Proof. See Appendix Section A.4.1.

Critically, the application of the Belief Constraint requires that the group-specific terms in the indifference condition are not a function of the aggregate action. This is because the Laplacian property does not hold for the threshold type of a given group, but it only holds when averaging over groups.²³

Comparative statics. Next, I use the implicit function theorem to characterize the equilibrium described in Equation (14). The results are summarized in Proposition 3.

Proposition 3. (Comparative statics) *Given Assumption 1, $\epsilon \searrow 0$ and a positive level of adoption $N > 0$ with $s \in \{1, \dots, G\}$, the probability of stablecoin runs, $\text{Prob}\{\theta < \theta^*\}$, depends on the model parameters as shown in Table 3.*

Increase in	Probability of a run
Bankruptcy cost, ψ	↑
Fraction of active coin holders, κ	↑
Liquidation value, r	↓
Conversion cost, τ_1	↓
Average relative preference for stablecoin payments, $\bar{\gamma}$	↓

Table 3: Comparative statics

Proof. See Appendix Section A.4.2.

The first three comparative static results in Proposition 3 are consistent with findings in the banking literature and give confidence that the model for stablecoins is sensible. Intuitively, an increase in bankruptcy costs and a decrease in the liquidation value r make the issuer less resilient. Consequently, the issuer faces a higher probability of runs. Similarly, a higher share of active coin holders is destabilizing.

The fourth result states that higher conversion costs have a stabilizing effect. This is because they reduce the incentives to demand conversion. Due to the importance of congestion effects in crypto markets, the stabilizing role of transaction costs appears to be a relevant feature, as a large volume of transactions in a short time window can trigger significant increases in transaction fees. To speak to this phenomenon, I endogenize the conversion cost τ_1 in Section 6.2 and show that its stabilizing effect is strengthened.

Destabilizing composition effect. The last comparative static result in Proposition 3 highlights an important *composition effect*. I find that the probability of stablecoin runs decreases with $\bar{\gamma}$, a measure that captures the average payment type and is positively associated with the probability of a consumption preference for seller A , who only accepts payment in stablecoins. Intuitively, coin holders will be less flighty at $t = 1$, if a higher proportion of them are enthusiastic about adoption at $t = 0$. This finding has important implications for the adoption decision, which I discuss next. Corollary 1 summarizes the result formally.

²³I discuss in the Online Appendix how the key insights can be generalized in a less tractable model where the simplifying assumption about the upper bound on κ is relaxed, which leads to a dependency of α_g and β_g on A . The results also extend a model where transaction costs are proportional to the amounts converted.

Corollary 1. (Adoption & fragility) Given Assumption 1, $\sigma \searrow 0$ and a positive level of adoption $N > 0$, the probability of stablecoin runs increases in the adoption rate, as long as the destabilizing effect from new stablecoin adopters belonging to groups with a lower γ_g is not outweighed by positive network effects:

$$\frac{d\theta^*}{dN} > 0 \text{ iff } \frac{d[\beta(1-N) - \alpha(N) - 2\bar{\gamma}]}{dN} > 0 \quad (15)$$

where:

$$-\frac{d[\beta(1-N) - \alpha(N) - 2\bar{\gamma}]}{dN} = \frac{\overbrace{\sum_{g=j}^G m_g (\gamma_{j-1} - \gamma_g)^2}^{<0; \text{negative composition effect}}}{\left(\mu_{j-1} m_{j-1} + \sum_{g=j}^G m_g\right)^2} + \overbrace{\alpha'(N) - \beta'(1-N)}^{>0; \text{positive network effect}},$$

with $j = s + 1$ if $\mu_s \in [0, 1)$ and $j = s$ if $\mu_s = 1$.

Corollary 1 highlights an interesting relationship between adoption and stability. Absent positive network effects, a higher adoption changes the composition of coin holders by attracting consumers from groups with a lower level of γ_g . Positive network effects counteract the destabilizing decomposition effect. If strong enough, higher stablecoin adoption becomes stabilizing.

Intuitively, the penetration of wider market segments beyond the crypto enthusiast has implications for the flightiness of the marginal stablecoin holder, thereby affecting the probability of stablecoin runs. Empirically, the destabilizing composition effect suggest to be most relevant when stablecoins are adopted for new use cases, which may imply a substantial change in the type of the marginal coin holder. Through the lens of the model, such an effect can be captured as a significant drop in $\bar{\gamma}$ when additional groups of consumers start adopting stablecoins. I will revisit this result in Section 6, where I discuss how adoption and fragility are affected by changes in the environment, and in Section 7, where I discuss testable implications.

5 Stablecoin Adoption Game at $t = 0$

After analyzing the continuation equilibrium at $t = 1$ for a given adoption rate, N , I turn to the adoption game at $t = 0$. Section 5.1 analyzes the dependency of stablecoin adoption on the beliefs about the fragility of the issuer and the equilibrium of the adoption game. Thereafter, Section 5.2 discusses efficiency.

5.1 Beliefs about Fragility and Equilibrium in the Adoption Game

Recall that the risk of insolvency only affects stablecoins, as bank deposits are insured. Therefore, the differential expected payoff from adopting stablecoins at $t = 0$ instead of holding deposits can be written as:

$$\Delta_{0,i} \equiv \int_{\underline{\theta}}^{\theta^*} \left(\kappa(1 - \tau_1 - \alpha_i \tau_2) + (1 - \kappa) \left(\frac{r - \kappa \theta - \psi}{1 - \kappa} - \beta_i \tau_2 \right) \right) \frac{d\theta}{\theta - \underline{\theta}} + \int_{\theta^*}^{\bar{\theta}} (1 - \beta_i \tau_2) \frac{d\theta}{\theta - \underline{\theta}} - (1 + r_d - \alpha_i \tau_2), \quad (16)$$

where I use the utility payoffs from Table 2 and the results from Proposition 2. Observe that with vanishing private signal noise, there is approximately zero probability mass on fundamental realizations that correspond to a partial run, meaning that $A = 1$ for $\theta < \theta^*$ and $A = 0$ for $\theta > \theta^*$. The differential payoff is strictly decreasing in θ^* and strictly increasing γ_{g_i} . Hence, under the conditions of Proposition 3, there exists at most

one value $\tilde{\gamma} \in [\gamma_1, \gamma_G]$ such that all consumers with $\gamma_g \geq \tilde{\gamma}$ adopt stablecoins, while all consumers belonging to groups with $\gamma_g < \tilde{\gamma}$ favor insured bank deposits. Lemma 1 summarizes the key insights.

Lemma 1. (Fragility & adoption) *Given Assumption 1, $\sigma \searrow 0$ and a belief about the probability of stablecoin runs, i.e. about θ^* , the adoption rate N solving the stablecoin adoption game is weakly decreasing in θ^* and the weighted average of the group-specific $\bar{\gamma}$ is weakly increasing in θ^* .*

In conjunction with Corollary 1, Lemma 1 establishes the interplay between stablecoin adoption and fragility. Lemma 1 states that a less favorable belief about the probability of runs, i.e. a higher level of θ^* , is associated with a lower adoption rate, i.e. a lower N . Conversely, Corollary 1 states that a lower adoption rate is associated with a lower probability of runs provided $d[\beta(1-N) - \alpha(N) - 2\bar{\gamma}]/dN > 0$. In a rational expectations equilibrium the belief about θ^* in the adoption game at $t = 0$ and the solution N^* have to be consistent with the θ^* solving the conversion game at $t = 1$ and the implied $\bar{\gamma}$. It remains to analyze the existence of an equilibrium with stablecoin adoption.

To ease the analysis, I assume that there exists a (virtual) group v of consumers with $\gamma_v = \tilde{\gamma}$ and $m_v \geq 0$ that is just indifferent between adopting stablecoins or bank deposits, meaning that $\Delta_{i,0}(\theta^*) = 0$ for $g_i = v$. Consequently, $\tilde{\gamma}$ denotes the smallest possible level of the parameter governing the payment type among the group of coin holders and $\gamma_v \leq \gamma_s$. Next, I analyze necessary and sufficient conditions for the existence of an interior equilibrium where all consumers belonging to groups $g \in \{s, G\}$ with $s \geq 1$ adopt stablecoins, while all others keep their funds in bank deposits, i.e. $\gamma_G \geq \tilde{\gamma} > \gamma_1$.

Suppose that $s = G$ and $N = m_G$. From the differential payoff in Equation (16) the corresponding choices, $a_{0,i} = 1$ if $g_i = G$ and $a_{0,i} = 0$ if $g_i < G$, are optimal for consumers if $\Delta_{0,i}(\theta^*(\bar{\gamma} = \gamma_G), \gamma_G) \geq 0$ where θ^* solves Equation (14) for $s = G$ (which implies that $\bar{\gamma} = \gamma_G$), while $\Delta_{0,i}(\theta^*(\bar{\gamma} = \gamma_G), \gamma_{G-1}) < 0$. Instead, if $\Delta_{0,i}(\theta^*(\bar{\gamma}); \gamma_{G-1}) \geq 0$ where θ^* solves Equation (14) for $s = G - 1$ and some $\bar{\gamma} \in [(m_{G-1}\gamma_{G-1} + m_G\gamma_G)/(m_{G-1} + m_G), \gamma_G]$, then I follow an iterative process to determine $s \leq G - 1$.

Given that the equilibrium fundamental threshold θ^* solving the stablecoins conversion game is continuous in $\bar{\gamma}$ and monotonically decreasing when groups of stablecoin adopters with a lower γ_g are added (Proposition 3), an interior solution to the adoption game with $s \in \{1, G\}$ and $N^* \in (0, 1)$ exists absent positive network effects if two conditions are met jointly: (1) $\Delta_{0,i}(\theta^*(\bar{\gamma} = \gamma_G), \gamma_G) > 0$ where θ^* solves Equation (14) for $s = G$ and $\bar{\gamma} = \gamma_G$ and (2) $\Delta_{0,i}(\theta^*(\bar{\gamma}(1)), \gamma_1) < 0$ where θ^* solves Equation (14) for $s = 1$ and $\bar{\gamma}$ evaluated at $N = 1$. This is because no consumer adopts stablecoins if the first condition is violated and all consumers adopt stablecoins if the second condition is violated. For $\theta > \theta_h$ the lower bound for the weak preference from adopting stablecoins is given by $\underline{\gamma} \equiv (r^D + (\beta(1-N) - \alpha(N))\tau_2)/(2\tau_2)$. This verifies that for all coin holders there is indeed no benefit from demanding conversion at $t = 1$ if the stablecoin issuer is known to be solvent, i.e. $\gamma_s \geq \underline{\gamma}$, which is a result used in the analysis of Section 4.2.

Absent sufficiently strong positive network effects, i.e. if $d\theta^*/dN > 0$ as in Corollary 1, the described solution to the adoption game is unique. Otherwise, multiple solutions may co-exist, as in the benchmark with safe stablecoins (see Proposition 1 and Figure 2). To see this, consider the special case with one type of stablecoin holder, i.e. $s = G$. Here co-existence emerges whenever there exists an adoption rate $\hat{N} \in (0, m_G)$ such that $\Delta_{0,i}(\theta^*(\bar{\gamma}(\hat{N})), \gamma_G) = 0$ holds with equality, where θ^* solves Equation (14) for $s = G$ and $\bar{\gamma}(\hat{N})$. There is one solution where all consumer in group G adopt stablecoins ($N^* = m_G$), one solution with no stablecoin adoption ($N^* = 0$) and one solution where some consumer in group G adopt stablecoins ($N^* = \hat{N}$). Similarly, with heterogeneous stablecoin holders there can be multiple values of s such that $\Delta_{0,i}(\theta^*; \gamma_{g_i}) = 0$ holds when evaluated at γ_s , while it is violated when evaluated at γ_{s-1} . Proposition 4 summarizes.

Proposition 4. (Equilibrium of the adoption game) Suppose active stablecoin holders follow threshold strategies in the $t = 1$ conversion game. Given Assumption 1 and $\sigma \searrow 0$:

- (a) There exists a unique equilibrium of the adoption game at $t = 0$ if Inequality (15) holds. The equilibrium is characterized by $N^* = 0$ if $\Delta_{0,i}(\theta^*(\bar{\gamma} = b_G), \gamma_G) < 0$ and by $N^* = 1$ if $\Delta_{0,i}(\theta^*(\bar{\gamma}(1)), \gamma_1) > 0$. Moreover, if both conditions are violated, there exists a unique equilibrium with $N^* \in (\sum_{g=s+1}^G m_g, \sum_{g=s+1}^G m_g + m_s]$, where all consumers belonging to groups $g \geq s$ with $\gamma_g > \bar{\gamma}$ optimally adopt stablecoins and all consumers belonging to groups $g < s$ with $\gamma_g < \bar{\gamma}$ do not adopt stablecoins, while consumers belonging to group s are indifferent if $\gamma_s = \bar{\gamma}$.
- (b) Multiple equilibria of the adoption game at $t = 0$ can co-exist if Inequality (15) is violated.

At the presence of positive network effects associated with stablecoin adoption, multiple equilibria with different adoption levels can emerge. Nevertheless, the continuation equilibrium is unique for a given level of adoption. Coordination games with strategic complementarities and information acquisition share this feature (Hellwig and Veldkamp, 2009; Ahnert and Bertsch, 2022). The intuition for the multiplicity result is that different beliefs about the stability can lead to different adoption levels. Everything else equal, more favorable beliefs about stability of the issuer foster adoption. Since a higher adoption rate is associated with a lower probability of runs if $d[\beta(1-N) - \alpha(N) - 2\bar{\gamma}]/dN < 0$, more favorable beliefs about stability can be self-fulfilling – they induce a higher adoption rate that turns out to be consistent with higher stability.

Taken together, a less favorable belief about stability is associated with lower adoption (Lemma 1). At the same time, higher adoption is destabilizing absent network effects, because of the composition effect (Corollary 1). Positive network effects can counteract the destabilizing composition effect and promote adoption. However, positive network effects may introduce a belief-driven feed-back effect between stablecoin adoption and stability that can cause sudden shifts in the adoption rate (Proposition 4b). Given the role of stablecoins as a link between the crypto universe and traditional financial markets (Barthelemy et al. 2021; Kim 2022), such sudden shifts in adoption can be an additional concern for policymakers.

5.2 Efficiency Analysis: Excessive Adoption

Widespread, rapid, and from a social welfare perspective "excessive" adoption of stablecoins is a key concern for financial regulators. I identify two mechanism that can lead to excessive stablecoin adoption through the lens of the model. Section 5.2.1 discusses the implications of an uninternalized destabilizing composition effect and Section 5.2.2 discusses the implications of an uninternalized erosion of the value of bank deposits.

5.2.1 Uninternalized Destabilizing Composition Effect

The uninternalized destabilizing composition effect builds on the link between adoption and fragility established in Corollary 1. To isolate the destabilizing decomposition effect and its implications for efficiency, I first consider the model without positive network effects.

Formally, let N^* denote the market equilibrium and N^{SP} the solution of a constrained planner, who takes the one-to-one conversion promise as given and can only choose the adoption rate. Stablecoin adoption is defined as "excessive" if $N^* > N^{SP}$. Proposition 5 summarizes the first efficiency result.

Proposition 5. (Excessive adoption: uninternalized destabilizing composition effect) Given Assumption 1 and $\sigma \searrow 0$, and absent positive network effects, i.e. if $\alpha' = \beta' = 0, \forall N \in [0, 1]$, the equilibrium level of adoption is excessive relative to the constrained efficient level of adoption, i.e. $N^* > N^{SP}$, whenever the destabilizing composition effect is present. Otherwise, $N^* = N^{SP}$.

Proof. See Appendix Section A.4.3.

Intuitively, an inefficiently high level of stablecoin adoption can arise, because the marginal adopter of stablecoins at $t = 0$ does not take into account that she poses a negative externality on other coin holders by increasing the probability of a stablecoin run due to the destabilizing composition effect, i.e. $d\text{Prob}\{\theta < \theta^*\}/dN > 0$. Since the distribution of groups is discrete, it takes more than one group of stablecoin adopters for the destabilizing composition effect of Corollary 1 to arise.

From a regulatory perspective, the "Tether scenario" is best captured by excessive adoption resulting from the destabilizing composition effect. If Tether is widely adopted for new use cases, and this significantly changes the incentives of the marginal coin holder, then there is a concern that this will lead to a noticeable shift in the average flightiness of coin holders, fueled by excessive adoption. An example could be the wider adoption of Tether for remittances, which leads to large volumes of parked funds that may be converted more quickly after negative information about the issuer, compared to the funds held by retail crypto enthusiasts (or early adopters) who use stablecoins as a vehicle to reduce the cost of trading in the crypto universe.

5.2.2 Uninternalized Erosion of Bank Deposits

Facebook's announcement in June 2019 to launch its own digital currency was a wake-up call for central banks and financial regulators. As discussed in the introduction, a key concern for policy makers in the "Facebook Libra scenario" is that stablecoins are adopted very rapidly, with important implications for the payments landscape and for banks, which could suffer a significant loss of stable retail deposit funding and a reduction in the attractiveness and service value of bank deposits.

Building on Section 5.2.1 I study the effect of an uninternalized erosion of the value of deposits in a version of the model with positive network effects that originate from a reduction in the probability that deposits are the accepted means of payment when stablecoins find a wider adoption, i.e. $\alpha' > 0$ and $\beta' = 0, \forall N \in [0, 1]$. This specification allows to determine how the emergence of a second externality increases the magnitude of the inefficiency identified in Proposition 5. The second efficiency result is summarized in Proposition 6.

Proposition 6. (Excessive adoption: uninternalized erosion of deposits) *Given Assumption 1 and $\sigma \searrow 0$, let $\beta' = 0, \forall N \in [0, 1]$ and $\alpha(N) \equiv \chi N$ with $\chi > 0$ and $\chi \searrow 0$, then the equilibrium level of adoption, \check{N}^* , is excessive relative to the constrained efficient level of adoption, i.e. $\check{N}^* > \check{N}^{SP}$, whenever there is an interior solution to the adoption game, i.e. $\check{N}^* \in (\sum_{g=j}^G m_g, \sum_{g=j-1}^G m_g)$. Moreover, the magnitude of the inefficiency increases if the second externality is introduced.*

Proof. See Appendix Section A.4.4.

The introduction of an uninternalized erosion of the value of deposits introduces a second externality that increases the wedge between the market equilibrium and the constrained efficient allocation. The proposition restricts attention to the case where the network effect is purely driven by changes in $\alpha(N)$ and where its magnitude is small. Formally, the limiting case $\chi \searrow 0$ assures that Inequality (15) holds and the solution to the adoption game is unique (Proposition 4), which allows for a clear comparison between the market allocation and the solution to the constrained planner problem. However, the result in Proposition 6 suggests to hold more generally when considering a richer model of network effects, as long as $\beta(1 - N)$ is not too sensitive to changes in the adoption rate.

It is worth reiterating that the results in Sections 5.2.1 and 5.2.2 are intended to rationalize the regulatory concern about an excessive adoption of stablecoins by identifying two mechanisms that can give rise to it. Nevertheless, depending on the forces at play, adoption must not be excessive. For instance, consumers may coordinate on the efficient level of adoption if network effects are strong and operate through β .

6 Extensions and Robustness

In this section I discuss several extensions to the model and the robustness of the main findings. First, Section 6.1 considers the resilience of the issuer, introducing fixed costs and revenue from transaction fees. Second, Section 6.2 discusses the stabilizing effect of congestion leading to an endogenous response of conversion costs. Third, Section 6.3 develops an extension of the model with a stablecoin lending market. Fourth, Section 6.4 analyzes the role of transparency and an extension with a moral hazard problem. Thereafter, Section 6.6 discusses e-money providers, narrow banks and a hybrid CBDC through the lens of the model. Finally, Section 6.7 covers monetary policy, alternative model specifications and robustness.

6.1 Resilience of the Issuer

The probability of stablecoin runs, $Prob\{\theta \leq \theta^*\}$, stands in a close relationship to the profitability and resilience of the issuer via the critical threshold $\hat{A}(\theta)$ from Equation (6), which describes the strength of the issuer to stem against conversion demands at $t = 1$. Given $\sigma \searrow 0$, the issuer's profits are:

$$\pi(\theta^*, N^*) = \int_{\theta^*}^{\bar{\theta}} \frac{N^*(\theta - 1)}{\bar{\theta} - \theta} d\theta + \int_{\underline{\theta}}^{\theta^*} \frac{0}{\bar{\theta} - \theta} d\theta. \quad (17)$$

Note that $\pi(\theta^*, N^*) > 0$, $\forall N^* > 0$ since $\theta^* \leq \theta_h < \bar{\theta}$ by definition.

Below I consider two modifications of the baseline model that are relevant for the stablecoins market. First, Section 6.1.1 analyzes a variant of the model with fixed costs of operation. Thereafter, Section 6.1.2 examines a variant where the issuer can generate income from transaction fees.

6.1.1 Fixed Cost of Operation

So far, I assumed that the issuer does not face costs of operation. In this section I consider a fixed operating cost $\xi > 0$ that accrues at $t = 0$ and that is deducted from the funds collected.²⁴ The modified profits are:

$$\pi(\theta^*, N^*; \xi) = \int_{\theta^*(N^*; \xi)}^{\bar{\theta}} \frac{(N^*(\xi) - \xi)\theta - N^*(\xi)}{\bar{\theta} - \theta} d\theta. \quad (18)$$

Observe that ξ lowers the issuer's profits for a given θ^* and N^* . Furthermore, profits decrease in θ^* and increase in N^* . I show in the Proof of Proposition 7(a) that $d\theta^*/d\xi > 0$ and $dN^*/d\xi < 0$, meaning that the reduction in profits gives rise to a destabilizing effect and to a lower adoption. This is because of a lower resilience of the issuer who is insolvent already for a lower level of aggregate conversion demand. The fixed

²⁴A variable cost has effects that are identical to a reduction in income from transaction fees, which is discussed in Section 6.1.2.

cost lowers the available resources, thereby making it harder to meet the payment obligations:

$$\hat{A}(N^*; \theta, \xi) \equiv \frac{N^* - \xi}{N^*} \frac{\theta - 1}{\kappa(\theta - r)} r < \hat{A}(\theta), \forall \xi > 0. \quad (19)$$

Notably, for a given average level of $\bar{\gamma}$, the described effect is weakened as adoption increases, since the fixed cost is shared by a larger user base (formally, ξ is divided by N^*).

6.1.2 Transaction Fee Income

In the baseline model the stablecoin issuer does not earn income from transaction fees. In practice, part or all of the transaction cost may stem from fees earned by other parties, such as by crypto miners for on-chain transactions or by cryptocurrency exchanges and other intermediaries for off-chain transactions. However, some stablecoins are affiliated with exchanges (e.g. USD Coin with Coinbase and Binance Coin with Binance), meaning that issuers may accrue part of the fees. To account for this institutional feature, I consider a profit sharing arrangement between the issuer and other parties. Let $f \in [0, 1]$ denotes the fraction of transaction costs that are accounted for as fee income by the issuer. The modified issuer profits are:

$$\pi(\theta^*, N^*; f) = \int_{\theta^*(N^*; f)}^{\bar{\theta}} N^* \frac{\theta - 1 + (\beta - \bar{\gamma})f\tau_2}{\bar{\theta} - \theta} d\theta, \quad (20)$$

where $\beta - \bar{\gamma}$ is the weighted average over the group-specific probabilities to meet a consumption good seller who only accepts bank deposit, meaning that coin holders need to convert to bank deposits at $t = 2$ and incur the transaction cost τ_2 . Now, the issuer is only insolvent for a higher aggregate conversion demand:

$$\hat{A}(\theta, f) \equiv \frac{\theta - 1}{(1 - f\tau_1)\theta - r} \frac{r}{\kappa} > \hat{A}(\theta), \forall f > 0. \quad (21)$$

The increased resources available due to $f > 0$ translate into a higher critical threshold for the population fraction of coin holders demanding conversion, i.e. $d\hat{A}(\theta, f)/df > 0$ provided $f\tau_2$ is not too large. The extra revenue promotes the issuer's ability to meet its payment obligations. Proposition 7(b) shows that this results in a lower probability of stablecoin runs and the intuition is similar to Section 6.1.1.

Proposition 7. (Fixed costs of operation and transaction fee income) *Given Assumption 1, $\sigma \searrow 0$ and a positive level of adoption $N > 0$, the probability of stablecoin runs:*

- (a) *increases in the level of the fixed cost: $d\theta^*/d\xi > 0$*
- (b) *decreases in the fraction of transaction fee income: $d\theta^*/df < 0$ provided $f\tau_2$ is not too large.*

Proof. See Appendix Section A.4.5.

6.2 Congestion: Endogenous Conversion Cost

Due to the importance of congestion effects in crypto market, the stabilizing role of transaction costs appears to be a relevant feature of crypto asset markets, where a large volume of transactions in a short time window can trigger substantial increases in transaction fees. I document such an event in Figure A1 in the Appendix for the period around the devaluation of USD Terra in May 2022, when the transaction fees for on-chain transactions on the Ethereum network (which was the dominant network used by USD Terra) shot up more

than four-fold, which may have helped to reduce outflows from Tether, counteracting contagion effects across stablecoins. To study the role of an endogenous response of conversion costs to congestion, I assume in this extension that the conversion cost at $t = 1$ given by $\tau_1^e(A) = \bar{\tau} + \omega A$ with $\omega > 0$. Similar to Diamond-Dybvig models with increasing nominal $t = 1$ good prices (Skeie 2021; Schilling et al. 2021), an increase of the conversion cost due to a higher aggregate conversion demand rations the conversion run threat.

Corollary 2 shows formally that a stronger endogenous response to congestion has a stabilizing effect. Perhaps surprisingly, the probability of runs is lower than in the benchmark model even if the endogenous conversion cost is lower than the exogenous conversion cost used in the benchmark model for a wide range of aggregate conversion demands, which can reach up to $A = 1/2$.

Corollary 2. (Endogenous congestion cost) *Given Assumption 1, $\sigma \searrow 0$ and a positive level of adoption $N > 0$ with $s \in \{1, \dots, G\}$, the revised equilibrium condition for the stablecoin runs game is:*

$$I^e(\theta^*; \bar{\gamma}) \equiv [\beta - \alpha - 2\bar{\gamma}]\tau_2 - \left(\bar{\tau} + \frac{\omega}{2}\right) + \int_{\frac{(\theta^*-1)r}{\kappa(\theta^*-r)}}^1 \left(1 - \frac{r - \kappa A \theta^* - \psi}{1 - \kappa A}\right) dA = 0. \quad (22)$$

The probability of runs decreases when the conversion cost is more sensitive to increases in the conversion demand, i.e. $d\theta^/d\omega < 0$. Moreover, the probability of runs is lower than in the benchmark model with an exogenous conversion cost if $\tau_1 < \bar{\tau} + \omega/2$. This result holds even if $\tau_1^e(A) < \tau_1, \forall A \in [0, 1/2]$.*

6.3 Stablecoin Lending and the Role of a Large Speculator

Stablecoin lending is a recent phenomenon that has become a booming corner of the crypto market in 2022. It is dominated by a handful of new intermediaries such as Crypto.com, BlockFi.com and Nexo.io, who offer crypto savings accounts and crypto loans. Crypto savings accounts are offered to retail customers, who can typically choose between overnight and term deposits of up to 3 months duration. There is also a futures market. Crypto borrowers may have different motives, ranging from the need for liquidity to conduct trades in the crypto universe or to process crypto payments, to the desire to short crypto. Importantly, stablecoin lending can be used by large institutional traders to bet on the devaluation of a stablecoin, much like currency speculation in the foreign exchange market. Not surprisingly, a wave of redemptions by speculators who borrowed stablecoins suggests to have contributed to the collapse of USD Terra in May 2022.²⁵

In this section I consider an extension with stablecoin lending, where consumers can earn interest by lending out their stablecoins during the game, but they also face the risk that their coins are devalued by the time they are return by the borrower. Specifically, I introduce a large borrower of stablecoins who may have a speculative motive. The borrower is unconstrained and risk-neutral. She wants to borrow $\delta \in (0, \kappa N)$ units of the stablecoin at the end of $t = 0$ from coin holders with the promise to return $(1 + r_\ell)\delta$ coins at $t = 2$, where $r_\ell > 0$ denotes the interest rate offered to lenders. There are two states of the world: $z = 1$ and $z = 2$. In state $z = 1$ the borrower turns out to be a speculator and in state $z = 2$ she does not to have a speculative motive. I assume that the probability of state $z = 1$ is $0 \leq q < 1$ and the probability of state $z = 2$ is $1 - q$. At $t = 0$ the borrower's motive is unknown, but the probabilities of the two states are common knowledge.

In case the borrower has a speculative motive, she demands conversion at the beginning of $t = 1$ before the fundamental is realized and before the remaining coin holders play the stablecoin conversion game.

²⁵In the case of USD Terra the issuer of the stablecoin and it's underlying crypto asset Luna, as well as the USD Terra lending platform Anchor were intertwined. Our model of stablecoin lending maps better to the leading stablecoins, which are mostly backed by traditional financial assets and where the issuers do not run the stablecoin lending market.

This allows her to gain from a subsequent devaluation. She does, however, incur a loss in case the issuer remains solvent and there is no devaluation. The associated payoffs are typical for a currency speculator.

In case the borrower does not have a speculative motive, she keeps the coins till $t = 2$ independent of the fundamental realization. This behavioral assumption could be rationalized by the inability of the borrower to learn about θ in conjunction with an unmodeled benefit (or service value) from holding stablecoins in-between $t = 0$ and $t = 2$, which is generating her demand for borrowing stablecoins at $t = 0$ and could, for instance, be rationalized by a need for liquidity to conduct trades or for collateral to process payments.

For simplicity, I assume that the borrower's action is observed by all coin holders before they play the conversion at $t = 1$. All this is taken into account by consumers when they play the stablecoin conversion game at $t = 1$, the lending game at the end of $t = 0$ and the adoption game at the beginning of $t = 0$. A destabilizing role of stablecoin lending arises when the borrower is a speculator and demands conversion of the δ coins in her possession, which forces the issuer to divest assets. Consequently, the issuer has fewer resources available in the subsequent conversion game. Instead, a stabilizing role arises when the borrower is not a speculator and does not demand conversion (while the coin holders who lent to her at $t = 0$ may have demanded conversion at $t = 1$). In this case the borrower provides partial insurance against runs, which makes the remaining coin holders less flighty. The differential effect of stablecoin lending on fragility across the two states increases in the borrower's size, i.e. in δ , meaning that only a large speculator matters.

The game shares similarities with the currency attack model of Corsetti et al. (2004). Unlike Corsetti et al., I abstract from signaling by a better informed speculator who can matter even if small in size. In a recent paper, Gorton et al. (2022b) offer a rationale based on stablecoin lending that explains why there can be a demand for stablecoins even though there is a risk of runs and no interest paid by the issuer. Different to their paper, lenders in my model have to worry that their coins may be devalued by the time they are returned. Thus, the borrower must compensate for a higher probability of runs with a higher interest rate.

The three stages of the modified game with stablecoin lending are discussed in more detail in Appendix Section A.5 and summarized in Table A2. The derivations are relegated to Appendix Section A.6, where I also present the modified parameter assumptions. Proposition 8 summarizes the key insights formally. To simplify the exposition, I abstract from positive network effects.

Proposition 8. (Stablecoin lending and speculation) *Given Assumption 2, $\sigma \searrow 0$ and absent positive network effects, i.e. if $\alpha' = \beta' = 0, \forall N \in [0, 1]$, the size of the borrower is positively (negatively) associated with the flightiness of coin holders in state $z = 1$ ($z = 2$), $\lim_{q \rightarrow 0} d\theta_1^* / d\delta > 0$ and $\lim_{q \rightarrow 0} d\theta_2^* / d\delta < 0$, provided the sensitivity of the induced payment preference, i.e. $d\bar{\gamma} / dN$, is not too strong. Additionally, the size of the borrower is either negatively associated with the lending rate, $\lim_{q \rightarrow 0} dr_\ell^* / d\delta < 0$, or positively associated with the adoption rate, $\lim_{q \rightarrow 0} dN^* / d\delta > 0$, or both. Conversely, the probability that the borrower is a speculator is either positively associated with the lending rate, $dr_\ell^* / q > 0$, or negatively associated with the adoption rate, $dN^* / dq < 0$, or both.*

Proof. See Appendix Section A.4.6.

Taken together, the results in Proposition 8 indicate that the introduction of stablecoin lending tends to promote stability and adoption if the benefits are not eroded by speculation. This is because stablecoin lending can allow stablecoin holders to earn a better expected return on their coins, thereby facilitating adoption. The effect of a larger borrower has a differential effect on the flightiness of coin holders in states $z = 1$ and $z = 2$. Intuitively, the relevance of the stabilizing effect in state $z = 2$ prevails from an ex-ante perspective as long as the probability q of state $z = 2$ when the borrower is a speculator is small. This effect

is, however, eroded when the threat of facing a speculator increases, which is reflected not only in a potential reduction in the adoption rate, but also in the need to offer a higher interest rate r_ℓ to compensate lenders.

The analysis of the stablecoin lending game rests on two important assumptions. First, I assume throughout that the borrower is willing to offer costly incentives that allow her to collect δ stablecoins, regardless of whether she is a speculator or not. Second, the borrowing volume δ is assumed to be fixed. If δ is allowed to vary, then the borrower without a speculative motive may be able to signal her type by borrowing less. However, the existence of a separating equilibrium is not guaranteed. Another important assumption relates to information and timing. Unlike Corsetti et al. (2004), I do not consider a speculator who has private information about θ , but an uninformed speculator who always demands conversion. Since stablecoin lenders have to worry about the possibility that their coins will be devalued by the time they are returned, stablecoin lending has both benefits, as in Gorton et al. (2022b), and costs.

6.4 Transparency and Moral Hazard

The regulatory discussion on both sides of the Atlantic (US 2021; EU 2022) emphasizes measures to increase transparency about the asset holdings of stablecoin issuers (recall Table 1) and to reduce the riskiness of the assets that back the stablecoins. To speak to this debate, I analyze a model extension with a moral hazard problem to study the issuer's incentives for risk-shifting and the role of transparency.

My starting point is the baseline model without stablecoin lending from Sections 4 and 5, to which I add a classic risk-shifting problem at $t = 0$ by allowing the issuer to select a parameter, which governs the riskiness of the portfolio after collecting the funds of stablecoin adopters. Formally, I consider the choice $x \in \{x_H, x_L\}$, where $x_H = 0$ and $x_L \in (0, 1)$ are the high risk and low risk portfolio choices, respectively. The modified fundamental distribution follows $\theta \in U[\underline{\theta}(x), \bar{\theta}(x)]$, with $\theta(x) \equiv xR + (1-x)\theta$, $\underline{\theta}(x) \equiv xR + (1-x)\underline{\theta}$ and $\bar{\theta}(x) \equiv xR + (1-x)\bar{\theta}$. An interesting case to consider is $R = (\bar{\theta} + \underline{\theta})/2$, where the fundamental distribution under $x = x_H$ is a mean-preserving spread of the fundamental distribution under $x = x_L$. Moreover, I assume that the issuer receives a payoff of $\check{r}(x) \equiv xr_L + (1-x)r$ if she divests prematurely at $t = 1$, with $r_L \in [r, 1]$. This means that the low risk choice is weakly favorable when it comes to divestments, i.e. $\check{r}(x_L) \geq \check{r}(x_H) = r$.

Remark. (Socially Optimal Portfolio Choice) *The low risk portfolio choice $x = x_L$ is associated with a strictly higher social welfare than the high risk portfolio choice $x = x_H$ under the sufficient condition that the probability of stablecoin runs is weakly smaller under the consumers' belief that $x = x_L$, i.e. if $\theta^*(x_L) = \theta^* \leq \theta^*(x_H)$.*

A lower probability of runs is associated with a higher welfare because of the reduction in costly divestments at $t = 1$. I will argue below that $\theta^*(x_L) \leq \theta^*(x_H)$ always holds. While the low risk portfolio choice is socially desirable, the preference of the issuer may differ. Moreover, her risk choice may not be observable and verifiable. In Section 6.4.1 I analyze the case where the issuer can commit to a risk choice. This allows to highlight a potential misalignment stemming from the trade-off between the benefit of enjoying a higher upside from selecting x_H in case of solvency and the benefit of a potentially lower probability of runs from selecting x_L . Thereafter, Section 6.4.2 analyzes the case without commitment, where a moral hazard problem emerges. Finally, Section 6.4.3 discusses implications for regulation and the role of transparency.

6.4.1 The Case With Commitment

Suppose that the issuer announces her choice $x \in \{x_L, x_H\}$ before the stablecoin adoption game and that the announcement is credible, meaning that the funds from stablecoin adopters at $t = 0$ are invested in a portfolio with a riskiness governed by the previously announced x .

For the choice $x = x_H$ the analysis in Sections 4 and 5 applies. For the choice $x = x_L$ the conversion game is altered as follows. First, the parameter conditions in Assumption 1 need to be modified to account for the change in the upper and lower bounds of the fundamental, as well as for the lower return when divesting prematurely at $t = 1$. Second, the modified equilibrium condition in Equation (14) of Proposition 2 reads:

$$[\beta(1-N) - \alpha(N) - 2\bar{\gamma}(x, N)]\tau_2 - \tau_1 + \int_{\frac{(\theta^*-1)\check{r}(x)}{\kappa(\theta^*-\check{r}(x))}}^1 \left(1 - \frac{\check{r}(x) - \kappa A \theta^* - \psi}{1 - \kappa A} \right) dA = 0, \quad (23)$$

where $\bar{\gamma}$ depends on the announced x , as well as the N determined in the adoption game at $t = 0$. From Proposition 3 $d\theta^*/dr < 0$. Provided $\check{r}(x_L) > r$, this direct effect is associated with a lower fundamental threshold θ^* solving Equation (23) under x_L instead of x_H . As a result, the choice of x_L is stabilizing for a given N and $\bar{\gamma}$ if $\check{r}(x_L) > r$, which increases the resources available if the issuer is insolvent at $t = 2$.

Next, I move to the stablecoin adoption game at $t = 0$. In addition to the stabilizing effect established previously, there is a second effect that originates from the less dispersed fundamental distribution under x_L , i.e. $\underline{\theta} < \underline{\theta}(x_L)$ and $\bar{\theta}(x_L) < \bar{\theta}$. Under which condition is this second effect also stabilizing? First, note that the $\theta^*(x)$ solving Equation (23) does not depend on the bounds of the fundamental distribution. By taking the derivative with respect to x , it can be shown that the ex-ante probability of the stablecoin issuer to be insolvent is strictly decreasing in x under the sufficient condition that $\theta^*(x_L) < R$, which holds if the probability of runs against the issuer is sufficiently low – formally if $Prob\{\theta < \theta^*\} < 1/2$.

It remains to discuss the response of N , as well as the associated change in $\bar{\gamma}$. Given Lemma 1, a more favorable belief about stability, i.e. a lower θ^* , is associated with a weakly higher adoption rate. The same is true if the payoff from divesting at $t = 1$ is increased. A higher adoption rate, in turn, has a destabilizing effect if Inequality (15) holds. In equilibrium, such an indirect destabilizing effect must, however, be dominated by the direct stabilizing effects. Taken together, the overall effect of selecting x_L instead of x_H is associated with a weakly lower probability of stablecoin runs under the sufficient condition that $Prob\{\theta < \theta^*\} < 1/2$, which can be regarded as the relevant case, because a too high probability of runs would preclude adoption.

Next, I contrast the benefit of a potentially lower probability of stablecoin runs when selecting $x = x_L$ with the potential benefit of enjoying a higher upside when selecting x_H . Let $\check{N}(x, \theta^*)$ denote the adoption rate given x , then the differential expected payoff from selecting $x = x_L$ is:

$$\begin{aligned} \pi(x_L) - \pi(x_H) &= \int_{\theta^*(x_L)}^{\bar{\theta}(x_L)} (\theta - 1) \check{N}^*(x_L, \theta^*(x_L)) \frac{d\theta}{\bar{\theta}(x) - \underline{\theta}(x)} - \int_{\theta^*}^{\bar{\theta}} (\theta - 1) N^* \frac{d\theta}{\bar{\theta} - \underline{\theta}} \quad (24) \\ &= \underbrace{\int_{\theta^*(x_L)}^{\theta^*} (\theta - 1) \frac{\check{N}^*(x_L, \theta^*(x_L))}{\bar{\theta}(x_L) - \underline{\theta}(x_L)} d\theta}_{\text{benefit of weakly fewer runs if } x = x_L} + \underbrace{\int_{\theta^*(x_L)}^{\bar{\theta}(x_L)} (\theta - 1) \left(\frac{\check{N}^*(x_L, \theta^*(x_L))}{\bar{\theta}(x_L) - \underline{\theta}(x_L)} - \frac{N^*}{\bar{\theta} - \underline{\theta}} \right) d\theta}_{\text{benefit of a less dispersed fundamental and weakly higher adoption if } x = x_L} - \underbrace{\int_{\bar{\theta}(x_L)}^{\bar{\theta}} (\theta - 1) \frac{N^*}{\bar{\theta} - \underline{\theta}} d\theta}_{\text{cost of a lower upside if } x = x_L}. \end{aligned}$$

Whether or not it is optimal for the issuer to select x_L instead of x_H depends on the relative strength of the

three effects in Equation (24). Intuitively, a lower sensitivity of the probability of runs and of adoption to a change in the riskiness of the investment portfolio are more likely to incentivize the issuer to select x_H . To make this point, I show that $\pi(x_L) - \pi(x_H) < 0$ for $x_L \searrow 0$ in case adoption is locally insensitive to change in the riskiness. Notably, the result for the limiting case $x_L \searrow 0$ is only overturned for a sufficiently strong response of \tilde{N}^* and θ^* to changes in the riskiness of the issuer's portfolio. Proposition 9 summarizes.

Proposition 9. (Privately and socially optimal portfolio choices under commitment) *The privately optimal portfolio choice can differ from the socially optimal portfolio choice $x^{SP} = x_L$ even if the stablecoin issuer can commit. An example for $x^* = x_H < x^{SP}$ arises for $x_L \searrow 0$ if the adoption rate is locally unaffected by changes in x , i.e. if $\gamma_s > \tilde{\gamma}$.*

Proof. See Appendix Section A.4.7.

Intuitively, the example for $x^* = x_H < x^{SP}$ described in Proposition 9 emerges because the low risk portfolio choice x_L involves forgoing a part of the upside in Equation (24), without generating benefits in terms of a higher adoption or a lower probability of runs. This is because $\tilde{N}^* = N^*$ if $\gamma_s > \tilde{\gamma}$, which implies that $\theta^* = \theta^*$.

Notably, the result is not robust to fierce competition among multiple issuers. Assuming a contestable market, new entrants can credibly announce their risk and compete by setting x . This results in a market outcome that maximizes consumer welfare. Thus, barriers to entry, such as switching costs, play a significant role in creating a discrepancy between the privately and socially optimal portfolio choice.

The misalignment between the privately and socially optimal portfolio choice is also less likely to occur if the monopolistic issuer has additional skin in the game, which could, for instance, stem from future transaction fee income (Section 6.1.2), or from the affiliation of a stablecoin issuer with a cryptocurrency exchange. In practice, USD Coin and the exchange Coinbase or Binance Coin and the exchange Binance are two such cases. A crypto exchange experiences a significant disruption and possibly risks bankruptcy if its affiliated stablecoin is devalued. Consequently, the stablecoin issuance policy is likely to be more prudent. The self-reported asset breakdowns published by issuers suggest that this conjecture can be verified; in October 2022 USD Coin and Binance Coin claim to be exclusively backed by U.S. government guaranteed debt instruments, which stands in stark contrasts to the more risky investments by Tether USD (see Table 1), a stablecoin that is not owned by a crypto exchange. Corollary 3 develops the insight formally.

Corollary 3. (Skin in the game) *Suppose the stablecoin issuer incurs an extra disutility, $d > 0$, from bankruptcy. Then $\exists \underline{d} > 0$, such that $x^* = x_L$ for $x_L \searrow 0$ if $d > \underline{d} > 0$.*

Intuitively, the privately and socially optimal portfolio choice are less likely to differ if the issuer has additional skin in the game, which is introduced with an additive disutility term d in Equation (24).

6.4.2 The Case Without Commitment

Next, I consider the case where the issuer cannot commit to her choice of the level of portfolio risk. Specifically, I assume that the issuer's announcement of x before the stablecoin adoption game is not credible and the chosen riskiness of the portfolio cannot be observed or verified by consumers. It can be shown by contradiction that the issuer optimally selects $x^* = x_H$, as the choice of x does not affect the adoption rate and the beliefs of coin holders at $t = 1$, who correctly believe that the issuer selects x_H . Proposition 10 summarizes.

Proposition 10. (No commitment) *The privately optimal portfolio choice under no commitment is $x^* = x_H$.*

6.4.3 Implications for Regulation

From a policy viewpoint, the previous results bear relevance for the ongoing discussion about the adequate regulation of the stablecoins market. The lack of transparency by issuers about the quality of the assets backing the stablecoins and weak disclosure standards (that largely rely on self-reported information that cannot be verified) are high on the list of policy concerns (US 2021; Bains et al. 2022). If the issuer is unable to commit to a portfolio risk choice, then a classical moral hazard problem emerges with potentially large incentives to select a high risk portfolio (Proposition 10). The announcement of a portfolio risk choice by the issuer or self-reported information about the riskiness of the portfolio are not credible. Financial regulators may help to address the moral hazard problem by introducing an adequate regulatory disclosure regime that allows stablecoin issuers to receive credible public verification of statements about their assets.

However, a regulatory disclosure regime is unlikely to be enough. Given the potential misalignment of the privately and socially optimal portfolio risk choice (Proposition 9), the introduction of a disclosure regime can be insufficient in achieving the socially optimal level of risk even if it allows issuers to credibly communicate. In light of the high market concentration (see Figure 1), also inadequate competitive pressures and entry barriers may hinder the implementation of the socially optimal portfolio level of risk.

To hold undesirable risk-taking in check, effective regulatory measures must directly influence the issuer's portfolio decisions. This involves imposing specific requirements on reserve assets' quality, liquidity, and diversification, as well as the management of custodial risks. In addition, the issuer's capitalization plays a critical role. Capital requirements not only provide a buffer against losses but also increase the issuer's skin in the game (Corollary 3), which is conducive to the implementation of the efficient level of risk.

6.5 The Effect of Monetary Policy on Stablecoin Adoption and Fragility

Conventional monetary policy influences the deposit rate offered by banks via the short-term policy rate. Moreover, monetary policy can also affect asset valuations, which depend on both, the contemporaneous short-term policy rate and guidance about future policy rates. Additionally, unconventional monetary policies, such as quantitative easing, can affect valuations more directly through outright asset purchases.

A change in the deposit rate. First, consider a reduction in the deposit rate r^D offered by banks, which could be the consequence of a reduction in the monetary policy rate. Alternatively, it could be the consequence of a reduction in the competitiveness of the banking industry or related to other factors such as regulation and banking sector profitability. From Equation (16) it can be seen that a reduction in r^D impacts the adoption decision in two ways. First, there is a direct effect from a lower attractiveness of bank deposits relative to stablecoins, which boosts the stablecoin adoption rate N . Second, there is an indirect effect via the probability of stablecoin runs. Specifically, the probability of runs is affected by changes in the flightiness of active coin holders, due to a change in their composition. Formally, the average $\bar{\gamma}$ governing the payment type (weakly) decreases in the adoption rate N . Moreover, fragility (weakly) increases, as long as the destabilizing effect from new adopters is not outweighed by positive network effects (Corollary 1).

A change in asset valuations. Next, consider an increase in asset valuations, which may be the result of a monetary easing. For tractability I preserve the assumption that θ is uniformly distributed and assume that a change in the valuation moves the support of the distribution. Specifically, consider an increase in the valuation by $v > 0$ such that $\underline{\theta}'(v) = \underline{\theta} + v$, $\theta'_h = \theta_h + v$ and $\bar{\theta}'(v) = \bar{\theta} + v$, which implies $dE[\theta]/dv = 1$. As before, the effect on adoption can be analyzed in Equation (16). I find that a higher profitability due to an

upward shift in the distribution of θ promotes adoption and stability.

Discussion of monetary policy effects. In a low interest rate environment, stablecoin adoption is likely to be higher and stablecoins may attract a broader range of users, which may increase the fragility of the marginal coin holder. While a monetary easing can reduce the issuer's fragility by supporting asset prices, a prolonged low rate environment may increase fragility if it depresses the remuneration of the issuer's assets without corresponding gains in profitability or stability. This situation resonates with the challenges faced by money market funds caused by depressed asset returns that complicate the float management problem with a net asset value close to breaking the buck. Moreover, if deposit rates fall below one, a further lowering interest rates may not benefit stablecoin adoption because physical cash becomes more attractive.

6.6 Stablecoins vs. E-money, Narrow Banking, and Hybrid CBDC

The US appears to move towards a regulation that only allows federally insured banks and non-bank financial institutions subject to a 100% reserve requirement to issue stablecoins. Indeed, tightly regulated stablecoins issued by insured depository institutions and by narrow banks may be a substitute for a US retail CBDC (Waller 2021; Andolfatto 2021b). If implemented and accompanied by adequate safeguards for operational and technological risks, as well as a backstop by the Federal Reserve, such a policy would make regulated stablecoins risk-less and suitable as a medium of exchange that fulfills the *no-questions-asked* principle put forward by Gorton and Zhang (2021). This approach is also compatible with a hybrid CBDC architecture that allows users to have a direct claim on the central bank (BIS 2021). The Chinese e-CNY has a hybrid CBDC architecture. Instead, China took a more traditional narrow banking approach for the payment platforms Alipay and WeChat Pay after the People's Bank of China decided in 2019 that the platforms have to invest all funds backing their e-mones exclusively in deposits with state-owned commercial banks.

Also in Europe and in other parts of the world policy markers are determined to step up the regulation of stablecoins, as to limit exposures to liquidity risk, return risk and operational risks. The European Markets in Crypto-Assets (MiCA) regulation proposal classifies stablecoins that are pegged to a fiat currency as "e-money tokens" (EC 2020). After the implementation of MiCA (scheduled for 2024), the provision of crypto-asset services in the European Union (EU) requires companies to obtain a license and to adhere to requirements regarding their capitalization, governance, asset separation, safekeeping of funds and more.

Through the lens of the model, tightly regulated stablecoin issuers can be captured by changing the return profile of the fundamental θ and the cost from divesting assets. Requiring stablecoin issuers to invest only in the safest assets (e.g., short-term Treasuries) and introducing capital requirements to withstand potential losses from operational or cyber risk can ensure that $\underline{\theta} \geq 1$. Thereby, regulators can rule out states of the world where the value of stablecoins falls below \$1 even if there are no redemption requests at $t = 1$. What remains are liquidity concerns arising from high redemption volumes at $t = 1$ if there is a cost from divesting assets, which can lead to panic based runs. In my model this can be captured by assuming that there is incomplete information about r . More formally, let $r'(\theta) > 0$ and $0 < r(\theta) \leq 1, \forall \theta \in [\underline{\theta}, \bar{\theta}]$. Applying the same global games methodology, it can be shown that main insights from Section 4 go through.

How can a policy maker rule out the fragility due to runs that are purely based on liquidity concerns? One option is to allow stablecoin issuers access to the central bank balance sheet. Central bank liquidity assistance can ensure that $r \geq 1$ holds in all states of the world, even in case of large redemption volumes at $t = 1$. Another option is to require issuers to hold central bank reserves and to operate like a narrow bank. A remaining concern is the the low profitability in an low interest rate environment (Section 6.5), which may

require an additional capital buffer or subsidies to ensure the solvency and viability of stablecoin issuers.

6.7 Alternative Model Specifications and Robustness

Throughout the paper, I assume that a devaluation of stablecoins does not affect their use as a means of payment, i.e. α_g and β_g are not affected by a devaluation. This simplification is critical, as it allows to average over the group-specific γ_g s by applying the Belief Constraint of Sákovics and Steiner (2012), because the γ_g s are not contingent on the aggregate action. In the model section I argue that this assumption is plausible. In the Online Appendix I demonstrate the robustness of the key insights when considering an alternative specification where the seller's preference for payment in stablecoins is lower in case of a devaluation at $t = 1$, which requires to restrict attention to the analytically tractable case with two coin holder types.

Another important assumption is that the stablecoin issuer is a monopolist. A relaxation of this assumption requires to rethink the network effects, which could in parts be issuer specific and in parts be aggregate in nature. Moreover, the existence of multiple issuers highlights the relevance of the previous discussion on fixed costs of operation in Section 6.1.1, which are with multiple issuers duplicated and spread across smaller user bases. This effect suggests that the smallest stablecoin issuers may be the most vulnerable. Instead, the destabilizing composition effect described in Section 4 gains in importance if the issuer with the highest adoption disproportionately attracts flighty coin holders. This can make the dominant issuer more vulnerable if the destabilizing effect outweighs the potential benefits arising from scale.

From a regulatory perspective, it is of particular importance to focus on the weakest link if the risk of contagion is high. The emerging empirical literature on crypto assets documents a high degree of interconnectedness in the crypto universe. Market spillovers dwarf the variation caused by idiosyncratic characteristics (Ferroni 2022). This is also true for the stablecoins universe, which displays a high co-movement between different stablecoins and with other crypto assets (Gorton, Ross and Ross 2022a). Therefore, it is insufficient to focus on the fragility of one (potentially dominant) stablecoin in isolation. Moreover, institutional similarities across different stablecoins and the interconnectedness are likely to imply that a run against the most fragile stablecoin constitutes a wake-up call for coin holders, which makes them more likely to demand conversion also for other coins (Ahnert and Bertsch 2022).

Finally, the model assumes risk-neutrality for tractability. In practise, the crypto and stablecoins market is affected by risk-on and risk-off trades that may, for instance, be induced by time-varying risk aversion or changes in monetary policy (Section 6.5). Such effects can play an important role for fragility in addition to the determinants of fragility studied in this paper.

7 Testable Implications

The nascent empirical literature on the stablecoins market has documented that stablecoins play a key role in the 1-2tn market for crypto assets denominated in US dollars (Hoang and Baur 2021). Moreover, there is an increasingly closer link with traditional financial markets, as well as a high co-movement within the stablecoins universe, which raises the risk of contagious runs (Gorton et al. 2022a).²⁶ Due to the large

²⁶Gorton et al. (2022a) measure the frictions faced by stablecoin holders when transacting and converting their coins to fiat currency, documenting a negative association with the convenience yield and a high co-movement. Grobys, Junttila, Kolari and Sapkota (2021) show that Bitcoin volatility is an important factor driving the volatility of stablecoins. In related work, Lyons and Viswanath-Natraj (2020) show that Tether's peg to the US dollar is primarily stabilized by arbitrage traders, rather than by the issuer.

holdings of stablecoin issuers, changes in the stablecoin market capitalization affect the US commercial paper and treasury markets (Barthelemy, Gardin and Nguyen 2021; Kim 2022). As the stablecoin market continues to evolve, further research in this area will be critical to ensuring stability and resilience through the design of effective regulatory frameworks.

This section discusses implications offered by the theory developed in this paper and how they could be tested. First, the model offers predictions for stablecoin adoption and fragility in relation to network effects and the role of stablecoins as a means of payment (Section 4).

Prediction 1a: *There is a positive association between (a) the intensity of network effects and (b) the value of stablecoins as a means of payment, and the stability of stablecoins.*

Prediction 1b: *For a given level of adoption, an increase in (a) the intensity of network effects and/or in (b) the value of stablecoins as a means of payment reduces the flightiness of the marginal coin holder.*

Predictions 1a and 1b are based on Proposition 3 and could be tested with the help of empirical measures to gauge the strength of network effects in the stablecoins market, including measures for platform user retention (possibly by user cohort, e.g. early adopters vs. late adopters), for market depth, for the concentration of supply and demand, and for the cost of switching between different coins. The value of stablecoins as a means of payment, which is a proxy for the medium of exchange function of stablecoins, can be assessed by measuring the scope to use them to purchase goods and services, and by measuring the transaction fees for purchasing crypto assets. Regarding the fragility of the stablecoin issuer, a stability measure can be constructed based on the narrowness of the bands around the peg to the U.S. dollar and the frequency of violations of the peg, potentially taking advantage of cross-sectional variation.

Prediction 1b hinges on a key model assumption that first needs to be verified in its own right. Does the marginal agent become more flighty when adoption reaches broader market segments? By how much? One way to test the validity of the assumption is to group addresses according to whether they belong to early stablecoin adopters or to more recent adopters. Thereafter, the groups can be associated with a flightiness measure based on the sensitivity to deviations from the peg. Provided the most recent adopters are the most flight and, therefore, can be classified as the marginal coin holders, Prediction 1b follows.

Next, I turn to conditions under which stablecoins may be prone to runs that have to do with the characteristics of traders and the market infrastructure.

Prediction 2: *Stability of stablecoins increases if the proportion of active traders is lower.*

Prediction 3: *Stability of stablecoins increases if transaction costs are more sensitive to spikes in conversion demand.*

Prediction 2 is based on the negative effect of the proportion of active traders, κ , on the stability of the stablecoin issuer (Proposition 3). Testing this prediction requires to identify the traders who are most sensitive to deviations from the peg, for instance by examining how many addresses can be detected as "active" during periods when there are significant deviations from the peg. Prediction 3 follows from Corollary 2 on the role of congestion effects. It can be tested using data on transaction fees and volumes on the Ethereum network. Regular network updates and changes in the market infrastructure may offer quasi-exogenous shocks to the sensitivity of conversion costs to congestion effects in the market for stablecoins.

Prediction 4: *For a given level of adoption, the stablecoin lending rate decreases in the share of non-speculative use.*

Prediction 4 is based on the finding that $dr_l^*/d(1-q) < 0$ for a given level of adoption. Moreover, Proposition 8 also suggests a negative association between the size of the stablecoin lending market and the stablecoin lending rate, which is driven by an increase in stability. To test the prediction, the share of

speculative activity in the stablecoins lending market could be gauged with the help of speculative DeFi positions, especially by DeFi liquidators. Notably, Prediction 4 relies on the risk of a devaluation by the time the coins are returned to lenders, and is shared with d’Avernas et al. (2022), who also have a positive relationship between the lending rate and fragility.

8 Discussion

Stablecoins have received considerable attention from policymakers following the Facebook Libra stablecoin announcement in June 2019, and in light of the rapid expansion of the crypto universe. Importantly, stablecoins serve as a critical link to traditional financial markets, as documented in recent empirical work. Because the stablecoin market is prone to instability, it may pose broader financial stability risks going forward. Therefore, it is important to understand the determinants of stablecoin adoption and fragility, and to think about the appropriate regulation. The theoretical framework developed in this paper aims to inform the risk assessment and the ongoing policy debate on how to regulate stablecoins.

The approach taken in this paper is to modify existing theories to study bank runs and currency attacks by incorporating important features of the stablecoin market. Crucially, I introduce payment preferences that generate a demand for stablecoins and analyze how stablecoin adoption interacts with the fragility of the stablecoin issuer. Different from a typical Diamond and Dybvig-type model, where the bank chooses assets to trade off returns, liquidity provision, and run risk, the stablecoin adoption game endogenizes the liability side. When deciding whether or not to adopt stablecoins, consumers trade off the benefits of stablecoins with the return differential relative to insured bank deposits and the risk of devaluation.

I find that stablecoin adoption is likely to be excessive, because the marginal adopter does not internalize that a wider adoption of stablecoins is associated with a destabilizing composition effect ("Tether scenario"). Moreover, she also does not internalize network effects, which can undermine the role of bank deposits as a means of payment ("Facebook Libra scenario"). This results speak to regulatory concerns about a rapid and widespread adoption of stablecoins that is socially undesirable. Regarding the determinants of fragility, I find that factors that increase the issuer’s revenue from fees and seigniorage promote stability, as do congestion effects that are associated with an increase in transaction costs during times of stress. In addition, I find that a regulatory disclosure framework that promotes transparency can reduce risk-taking by stablecoin issuers. However, only a heavy-handed regulation with capital requirements can guarantee the socially efficient level of risk-taking. Finally, I find that the recent phenomenon of stablecoin lending can promote both stability and adoption if it does not invite speculation.

Forthcoming regulation on both sides of the Atlantic, flanked by an effort to coordinate policies internationally,²⁷ holds the promise to mitigate certain risks. Extrapolating from the findings of this paper, regulation should not only focus on the fragility of individual stablecoins in isolation, but also take into account contagion risks. Moreover, in addition to mitigating potential maturity mismatches and operational risks, stabilization mechanisms should be strengthened so that regulated stablecoin issuers can seamlessly meet large conversion demands in the event of runs on other stablecoins. To this end, access by regulated stablecoin issuers to (potentially dedicated) central bank lending facilities can be an important backstop, which could also be used to facilitate large flows between regulated stablecoins and a retail CBDC.

²⁷This effort is lead by the Basel Committee on Banking Supervision and the Committee on Payments and Market Infrastructures. See, e.g., BIS (2022) and CPMI-IOSCO (2020).

While multiple G7 statements noted that "no global stablecoin project should begin operation until it adequately addresses relevant legal, regulatory, and oversight requirements through appropriate design and by adhering to applicable standards",²⁸ the actual regulation remains challenging in light of the global nature of crypto asset markets²⁹ and the speed of innovation, especially in decentralized finance.³⁰ Thus, it is plausible to envision a future with a bifurcated market consisting of regulated and unregulated stablecoins. In fact, the introduction of a CBDC can be seen as an insurance policy and its development was motivated by the rapid growth of stablecoins (Arner, Auer and Frost 2020; Landau and Brunnermeier 2022; FSR 2022).

References

- Adrian, Tobias and Tommaso Mancini-Griffoli**, "The Rise of Digital Money," *IMF FinTech notes no. 19/0018*, July 2019.
- Agur, Itai, Anil Ari, and Giovanni Dell'Ariccia**, "Designing central bank digital currencies," *Journal of Monetary Economics*, 2022, 125, 62–79.
- Ahnert, Toni and Christoph Bertsch**, "A Wake-Up Call Theory of Contagion," *Review of Finance*, July 2022, 26 (4), 829–854.
- , **Peter Hoffmann, and Cyril Monnet**, "The digital economy, privacy, and CBDC," 2022.
- Andolfatto, David**, "Assessing the Impact of Central Bank Digital Currency on Private Banks," *The Economic Journal*, 2021, 131 (634), 525–540.
- , "On the necessity and desirability of a central bank digital currency," in "Central bank digital currency considerations, projects, outlook" 2021.
- Arner, Douglas W., Raphael Auer, and Jon Frost**, "Stablecoins: Risks, Potential and Regulation," *BIS Working Papers No. 905*, 2020.
- Bains, Parma, Arif Ismail, Fabiana Melo, and Nobuyasu Sugimoto**, "Regulating the Crypto Ecosystem: The Case of Stablecoins and Arrangements," *IMF FinTech notes no. 22/008*, 2022.
- Barrdear, John and Michael Kumhof**, "The macroeconomics of central bank digital currencies," *Journal of Economic Dynamics and Control*, May 2021.
- Barthelemy, Jean, Paul Gardin, and Benoît Nguyen**, "Stablecoins and the real economy," *Mimeo*, 2021.
- BIS**, "III. CBDCs: an opportunity for the monetary system," *BIS Annual Economic Report*, 2021.
- , "Second consultation on the prudential treatment of cryptoasset exposures," *Basel Committee on Banking Supervision*, June 2022.
- Bolt, Wilko, Jon Frost, Hyun Song Shin, and Peter Wierts**, "The Bank of Amsterdam and the limits of fiat money," *DNB Working Paper No 764*, 2023.

²⁸Almost identical language was used in subsequent G7 statements in 2019, 2020 and 2021: <https://www.gouvernement.fr/en/chair-s-statement-on-stablecoins> and <https://home.treasury.gov/news/press-releases/sm1152>.

²⁹The leading stablecoin Tether is domiciled in the British Virgin Islands and its partner bank Deltec Bank & Trust is domiciled in the Bahamas. Similarly, many cryptocurrency exchanges are domiciled in off-shore locations with opaque ownership structures.

³⁰The natural starting point for financial regulators are intermediaries such as cryptocurrency exchanges and wallet providers. Therefore, the emergence of decentralized autonomous organizations (DAOs) based on smart contracts further complicates effective regulation, as DAOs not only obscure traditional notions of ownership, but they also rely less on intermediaries.

- Brainard, Lael**, “Digital Currencies, Stablecoins, and the Evolving Payments Landscape,” *Speech by Lael Brainard, Member Board of Governors of the Federal Reserve System, at the conference on “Digital Currencies, Stablecoins, and the Evolving Payments Landscape”*, October 2019.
- Carlsson, Hans and Eric van Damme**, “Global Games and Equilibrium Selection,” *Econometrica*, 1993, 61 (5), 989–1018.
- Chen, Qi, Itay Goldstein, and Wei Jiang**, “Payoff complementarities and financial fragility: Evidence from mutual fund outflows,” *Journal of Financial Economics*, 2010, 97 (2), 239–262.
- Chiu, Jonathan and Tsz-Nga Wong**, “Payments on Digital Platforms: Resiliency, Interoperability and Welfare,” *Bank of Canada Staff Working Paper 2021-19*, 2021.
- , **Seyed Mohammadreza Davoodalhosseini, Janet Jiang, and Yu Zhu**, “Bank Market Power and Central Bank Digital Currency: Theory and Quantitative Assessment,” *Journal of Political Economy (forthcoming)*, 2022.
- Cong, Lin William, Ye Li, and Neng Wang**, “Tokenomics: Dynamic Adoption and Valuation,” *The Review of Financial Studies*, 2021, 34, 1105–1155.
- Corsetti, Giancarlo, Amil Dasgupta, Stephen Morris, and Hyun Song Shin**, “Does One Soros Make a Difference? A Theory of Currency Crises with Large and Small Traders,” *The Review of Economic Studies*, 2004, 71 (1), 87–113.
- CPMI-IOSCO**, “Public report - Global Stablecoin Initiatives,” *International Organization of Securities Commissions*, March 2020.
- Cœuré, Benoît**, “Digital Challenges to the International Monetary and Financial System,” *Panel remarks by Benoît Cœuré, Member of the Executive Board of the ECB, at the Banque centrale du Luxembourg-Toulouse School of Economics conference on “The Future of the International Monetary System”*, September 2019.
- Dang, Tri Vi, Gary B. Gorton, and Bengt R. Holmström**, “The Information View of Financial Crises,” *NBER Working Paper 26074*, 2021.
- Davoodalhosseini, Seyed Mohammadreza**, “Central bank digital currency and monetary policy,” *Journal of Economic Dynamics and Control*, May 2021.
- Diamond, Douglas W. and Philip H. Dybvig**, “Bank Runs, Deposit Insurance, and Liquidity,” *Journal of Political Economy*, 1983, 91 (3), 401–419.
- d’Avernas, Adrien, Vincent Maurin, and Quentin Vandeweyer**, “Can Stablecoins be Stable?,” *Mimeo*, 2022.
- EC**, “Proposal for a Regulation of the European Parliament and of the Council on Markets in Crypto-assets, and Amending Directive (EU) 2019/1937,” *European Commission COM/2020/593*, September 2020.
- EU**, “Digital finance: agreement reached on European crypto-assets regulation (MiCA),” *Council of the EU Press Release 551/22*, June 2022.
- Ferroni, Filippo**, “How interconnected are cryptocurrencies and what does this mean for risk measurement?,” *Chicago Fed Letter NO. 466*, 2022, March 2022.

- Flood, Robert P. and Peter M. Garber**, “Collapsing Exchange-Rate Regimes,” *Journal of International Economics*, 1984, 17.
- Frankel, David M., Stephen Morris, and Ady Pauzner**, “Equilibrium selection in global games with strategic complementarities,” *Journal of Economic Theory*, January 2003, 108 (1), 1–44.
- FSB**, “Regulatory Issues of Stablecoins,” *Financial Stability Board*, October 2019.
- , “Assessment of Risks to Financial Stability from Crypto-assets,” *Financial Stability Board*, February 2022.
- FSR**, “Financial Stability Report,” *Board of Governors of the Federal Reserve System*, May 2022.
- G7**, “Investigating the impact of global stablecoins,” *G7 Working Group on Stablecoins*, October 2019.
- Garcia, Filomena and Ettore Panetti**, “Wealth inequality, systemic financial fragility and government intervention,” *Economic Theory*, April 2022.
- Goldstein, Itay and Ady Pauzner**, “Demand-Deposit Contracts and the Probability of Bank Runs,” *The Journal of Finance*, 2005, pp. 1293–1327.
- Gorton, Gary B. and Jeffery Zhang**, “Taming Wildcat Stablecoins,” *Mimeo*, 2021.
- , **Chase P. Ross, and Sharon Y. Ross**, “Making Money,” *NBER Working Paper 29710*, 2022.
- , **Elizabeth C. Klee, Chase P. Ross, Sharon Y. Ross, and Alexandros P. Vardoulakis**, “Leverage and Stablecoin Pegs,” *NBER Working Paper 30796*, 2022.
- Grobys, Klaus, Juha Juntila, James W. Kolari, and Niranjana Sapkota**, “On the stability of stablecoins,” *Journal of Empirical Finance*, December 2021, 64, 207–223.
- Hellwig, Christian and Laura Veldkamp**, “Knowing What Others Know: Coordination Motives in Information Acquisition,” *The Review of Economic Studies*, 2009, 67, 223–251.
- Ho, Annetta, Sriram Darbha, Yuliya Gorelkina, and Alejandro Garcia**, “The Relative Benefits and Risks of Stablecoins as a Means of Payment: A Case Study Perspective,” 2022. Publisher: Bank of Canada.
- Hoang, Lai T. and Dirk G. Baur**, “How stable are stablecoins?,” *Mimeo*, 2021.
- Keister, Todd and Cyril Monnet**, “Central Bank Digital Currency: Stability and Information,” *Mimeo*, 2020.
- Kim, Sang Rae**, “How the Cryptocurrency Market is Connected to the Financial Market,” *Mimeo*, 2022.
- Klages-Mundt, Arian and Andreea Minca**, “(In)Stability for the Blockchain: Deleveraging Spirals and Stablecoin Attacks,” March 2021. Number: arXiv:1906.02152 arXiv:1906.02152 [cs, q-fin].
- Krugman, Paul**, “A Model of Balance-of-Payments Crises,” *Journal of Money, Credit and Banking*, 1979, 11 (3), 311.
- Landau, Jean-Pierre and Markus K Brunnermeier**, “The digital euro: policy implications and perspectives,” 2022.
- Li, Ye and Simon Mayer**, “Money Creation in Decentralized Finance: A Dynamic Model of Stablecoin and Crypto Shadow Banking,” *Mimeo*, 2022.

- Liu, Jiageng, Igor Makarov, and Antoinette Schoar**, “Anatomy of a Run: The Terra Luna Crash,” *NBER Working Paper 31160*, 2023.
- Lyons, Richard K and Ganesh Viswanath-Natraj**, “What Keeps Stablecoins Stable?,” *NBER Working Paper 27136*, 2020.
- Ma, Yiming, Yao Zeng, and Anthony Lee Zhang**, “Stablecoin Runs and the Centralization of Arbitrage,” *Mimeo*, 2023.
- Morris, Stephen and Hyun Song Shin**, “Unique Equilibrium in a Model of Self-Fulfilling Currency Attacks,” *The American Economic Review*, 1998, 88 (3).
- and —, “Global Games: Theory and Applications,” in “Advances in Economics and Econometrics,” Princeton University Press, 2006, p. 59.
- Obstfeld, Maurice**, “Rational and Self-Fulfilling Balance-of-Payments Crises,” *The American Economic Review*, 1986, 76 (1).
- Rochet, Jean-Charles and Xavier Vives**, “Coordination Failures and the Lender of Last Resort: Was Bagehot Right after All?,” *Journal of the European Economic Association*, December 2004, 2 (6), 1116–1147.
- Routledge, Bryan and Ariel Zetlin-Jones**, “Currency stability using blockchain technology,” *Journal of Economic Dynamics and Control*, May 2021, p. 104155.
- Schilling, Linda, Harald Uhlig, and Jesús Fernández-Villaverde**, “Central Bank Digital Currency: When Price and Bank Stability Collide,” *Mimeo*, 2021.
- Skeie, David R.**, “Digital Currency Runs,” *Mimeo*, 2021.
- Sákovics, József and Jakub Steiner**, “Who Matters in Coordination Problems?,” *American Economic Review*, December 2012, 102 (7), 3439–3461.
- Uhlig, Harald**, “A Luna-tic Stablecoin Crash,” *Becker Friedman Institute for Economics Working Paper No. 2022-95*, 2022.
- US**, “Report on Stablecoins,” *President’s Working Group on Financial Markets, the Federal deposit Insurance Cooperation and the Office of the Comptroller of the Currency*, November 2021.
- Vives, Xavier**, “Complementarities and Games: New Developments,” *Journal of Economic Literature*, 2005, 43 (2), 437–479.
- Waller, Christopher J.**, “Central bank digital currency: A solution in search of a problem?,” in “Central bank digital currency considerations, projects, outlook” 2021.
- Whited, Toni M, Yufeng Wu, and Kairong Xiao**, “Will Central Bank Digital Currency Disintermediate Banks?,” 2022.
- Williamson, Stephen D.**, “Central bank digital currency and flight to safety,” *Journal of Economic Dynamics and Control*, May 2021.

A Appendix

A.1 Additional Figures and Tables

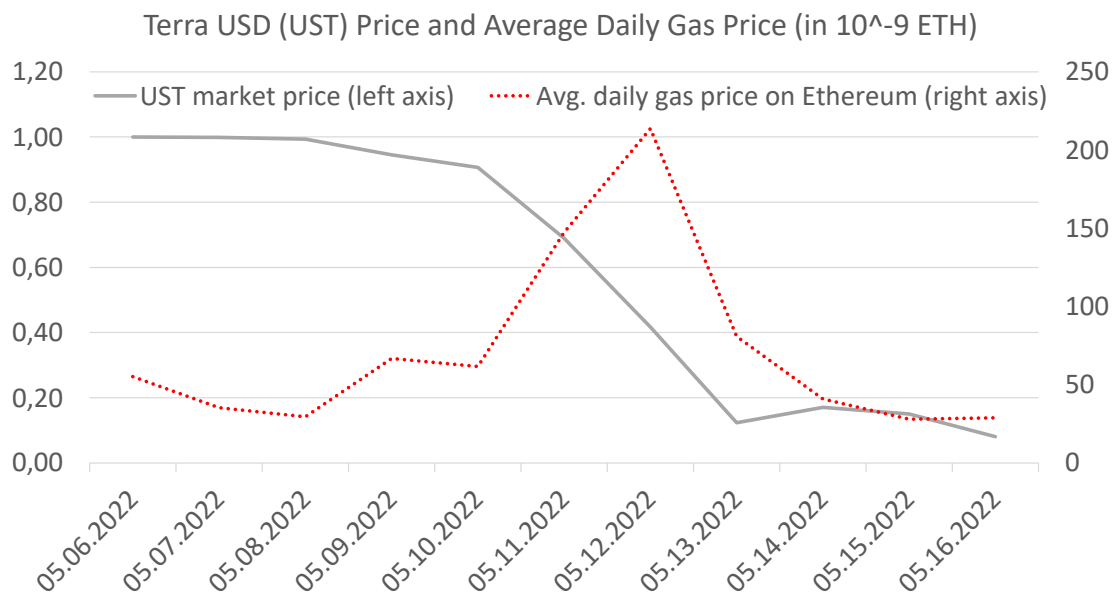


Figure A1: End of day (CEST) price in US dollars (left axis) and average daily gas price on the Ethereum network measured in 10^{-9} units of the cryptocurrency *ETH* (right axis) over the period from May 6, 2022 to May 16, 2022. Source: coingecko.com and ycharts.com.

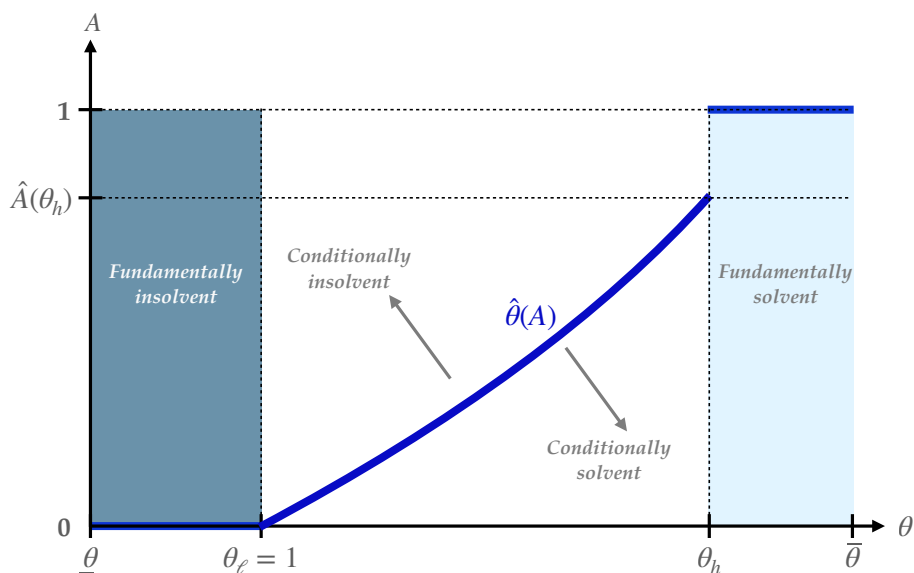


Figure A2: Solvency of the stablecoin issuer as a function of the fundamental realization θ and the population fraction A of coin holders demanding conversion. Only in the intermediate region, $\theta \in (\theta_\ell, \theta_h)$, the solvency of the issuer depends on the level of the aggregate conversion demand A .

Date 0	Date 1	Date 2
<p>1. Adoption game: Consumers simultaneously decide whether to convert their bank deposits to stablecoins, $a_{0,i} = 1$, or not, $a_{0,i} = 0$</p> <p>2. The stablecoin issuer invests all funds received from consumers who adopt stablecoins</p>	<p>3. The fundamental θ is realized but unobserved and a fraction κ of coin holders become active</p> <p>4. Stablecoin conversion game: Active stablecoin holders receive the private signal x_i and decide simultaneously whether to demand conversion to deposits, $a_{1,i} = 1$, or not, $a_{1,i} = 0$, while passive coin holders are dormant</p> <p>5. The stablecoin issuer meets coin holders' conversion requests by divesting assets</p>	<p>6. The outcome of the $t = 1$ stablecoin conversion game and the fundamental realization θ are observed; the preference of each consumer is realized</p> <p>7. If the issuer's reserves fall short of the face value of claims held by the remaining active and passive coin holders, the issuer is insolvent and the stablecoins are devalued</p> <p>8. Consumers buy goods from their preferred seller and convert their money (if necessary)</p> <p>9. Sellers A and C convert the stablecoins earned; all sellers pay production costs with government-backed deposits (or dollars)</p>

Table A1: Timeline of events with stablecoin lending.

A.2 Complete Information Benchmark: $\sigma = 0$

This Appendix section considers the benchmark with complete information where active coin holders obtain a precise signal at $t = 1$, i.e. $\sigma = 0$, about the resources available to the stablecoin issuer at $t = 2$.

Suppose that an individual active coin holder i believes that others keep their coins, i.e. $a_{1,-i} = 0$. Then her optimal strategy is to demand conversion if and only if the differential payoff from conversion relative to keeping the coins is weakly positive. Weak preference for demanding conversion holds if $\theta \leq \theta_\ell = 1$, which gives us a lower bound for θ such that it is the (weakly) dominant action to demand conversion for all $\theta \leq 1$.

Following the same logic, I can derive the upper bound from the weak preference for not demanding conversion if the active coin holder i believes that all others demand conversion, i.e. if $a_{1,-i} = 1$. Given:

$$\gamma_s \geq \hat{\gamma} \equiv \frac{(\beta - \alpha(N))\tau_2 - \tau_1}{2\tau_2}, \quad (25)$$

it is the (weakly) dominant action for all coin holders to keep their stablecoins if $\theta \geq \theta_h$, where $s \in \{1, \dots, G\}$ denotes the group of coin holders with the lowest probability of being matched with a seller who has a preference for stablecoin payments.

As the analysis of the conversion game at $t = 1$ requires that stablecoins are adopted at least by some consumers, I now assume (and later show) that Inequality (25) holds, which intuitively requires that the preference for bank deposits as a means of payment β cannot be too high. Observe, that in an economy where sellers only accept cash, i.e. $\beta = 1$ and $\alpha(0) = 0$, Inequality (25) simplifies to $\gamma_s \geq (1/2) - (\tau_1/\tau_2)$.

Next, I analyze what happens in the intermediate region $\theta \in [1, \theta_h]$. Recall that the intermediate region is non-empty and observe that for any $\theta \in [1, \theta_h]$, multiple belief-driven equilibria exist. Specifically, there always exists a pure strategy Nash equilibrium where all coin holders demand conversion and a pure strategy Nash equilibrium where all coin holders keep their stablecoins. Proposition 11 summarizes.

Proposition 11. (Continuation equilibrium under complete information) Let $\sigma = 0$. Given Assumption 1 and a positive level of adoption $N > 0$, there exists a unique equilibrium of the conversion game where all active stablecoin holders demand conversion if $\theta \in [\underline{\theta}, 1)$ and a unique equilibrium where no stablecoin holder demands conversion if $\theta \in (\theta_h, \bar{\theta}]$. In the intermediate range, $\theta \in [1, \theta_h]$, there exist multiple pure strategy Nash equilibria.

A.3 Derivation of Dominance Regions

Let $\gamma_s \geq \hat{\gamma}$. I characterize the upper and lower dominance regions.

Upper dominance region. A coin holder belonging to group $g \in \{s, \dots, G\}$ who receives the private signal $x_i > \bar{x}_g$ strictly prefers to keep her stablecoins even when all other active coin holders demand conversion, i.e. $A = 1$, where \bar{x}_g :

$$\text{Prob}\{\theta \geq \theta_h | x_i = \bar{x}_g\} - 1 + (\alpha_g - \beta_g)\tau_2 + \tau_1 + \int_{\underline{\theta}}^{\theta_h} \frac{\frac{r-\kappa}{r}\theta - \psi}{1-\kappa} h(\theta | x_i = \bar{x}_g) d\theta = 0. \quad (26)$$

Observe that the left-hand side of Equation (26) takes on a negative value if $x_i < \theta_h - \sigma\varepsilon$ and a positive value if $x_i > \theta_h + \sigma\varepsilon$ and $\tau_1 + (\alpha_g - \beta_g)\tau_2 > 0$, which holds provided there is adoption of stablecoins. Moreover, the left-hand side strictly increases in $x_i = \bar{x}_g$. As a result, a sufficient condition for no conversion demand by all coin holders can be obtained by solving Equation (26) for group s . There exists a unique $\bar{x} \equiv \bar{x}_s$ such that it is the dominant action for all coin holders with a private signal $x_i > \bar{x}$ to keep their coins.

Lower dominance region. Analogously, a coin holder belonging to group $g \in \{s, \dots, G\}$ who receives the private signal $x_i < \underline{x}_g$ strictly prefers to demand conversion even when all other coin holders keep their stablecoins, i.e. $A = 0$, where \underline{x}_g solves:

$$\begin{aligned} & \text{Prob}\{\theta \leq \theta_\ell | x_i = \underline{x}_g\} (1 - \tau_1 - \alpha_g \tau_2) - \int_{\underline{\theta}}^1 \left(\frac{\frac{r-\kappa}{r}\theta - \psi}{1-\kappa} - \beta_g \tau_2 \right) h(\theta | x_i = \underline{x}_g) d\theta \\ & - \text{Prob}\{\theta > \theta_\ell | x_i = \underline{x}_g\} (\tau_1 + (\alpha_g - \beta_g)\tau_2) = 0. \end{aligned} \quad (27)$$

Observe that the left-hand side of Equation (27) takes on a positive value if $x_i < \theta_\ell - \sigma\varepsilon$ due to $\psi > \bar{\psi}$ in Assumption 1. Conversely, it takes on a negative value if $x_i > \theta_\ell + \sigma\varepsilon$ since $-\tau_1 - (\alpha_g - \beta_g)\tau_2 < 0$. Moreover, the left-hand side is strictly decreasing in $x_i = \underline{x}_g$. As a result, a sufficient condition for no conversion demand by all coin holders can be obtained by solving Equation (27) for group G . There exists a unique $\underline{x} \equiv \underline{x}_G$ such that it is the dominant action for all coin holders with a private signal $x_i < \underline{x}$ to demand conversion.

A.4 Proofs

A.4.1 Proof of Proposition 2

I start with preliminary results. Following Sákovics and Steiner (2012) I rescale the aggregate action as:

$$\tilde{A}(\xi, \Gamma) \equiv \sum_{g=s+1}^G m_g F(\Gamma_g - \xi) + m_s \mu_s F(\Gamma_s - \xi),$$

where ξ is a scalar and Γ is a vector of Γ_g s that relates the group-specific threshold signals to the signal threshold of a group k as follows: $\Gamma_g \equiv (x_g^* - x_k^*)/\sigma$ and $\theta = x_k^* + \sigma\xi$. Then I write the strategic beliefs as:

$$A_g(A, \Gamma) = \Pr\{\tilde{A}(\Gamma_g - \varepsilon, \Gamma) < A\} = \Pr\{\sum_{h=s+1}^G m_h F(\Gamma_h - \Gamma_g + \varepsilon) + m_s \mu_s F(\Gamma_s - \Gamma_g + \varepsilon) < A\}.$$

Define $\vartheta(A, \Gamma)$ as the inverse function of $\tilde{A}(\xi, \Gamma)$ with respect to ξ , where $d\vartheta/dA < 0$, because $d\tilde{A}(\xi, \Gamma)/d\xi < 0$ for $\tilde{A}(\xi, \Gamma) \in (0, 1)$. Next, following Lemma 4 in Sákovics and Steiner (2012) I establish that the densities associated with the strategic belief are bounded:

$$0 \leq \frac{\partial A_g(A, \Gamma)}{\partial A} = \frac{f(\Gamma_g - \vartheta(A, \Gamma))}{\sum_{g=s+1}^G m_g f(\Gamma_g - \xi) + m_s \mu_s f(\Gamma_s - \xi)} \leq \frac{1}{m_g}.$$

Finally, I define the expected utility payoff of the threshold type as:

$$H_g^\sigma(x_1, \Gamma) \equiv E[\Delta(A; \theta, N) | (x_g^*, g_i = g)] = \int_0^1 \Delta(x_1 + \sigma\vartheta(A, \Gamma), A) dA_g(A, \Gamma),$$

where I drop the adoption rate in the last line for simplicity.

Note that the beliefs are independent of σ so that the $H_g^\sigma(x_k, \Gamma)$'s are well-defined for all $\sigma \geq 0$.

The proof proceeds in three steps. In *Step 1* I follow the translation argument in Frankel et al. (2003) and establish by contradiction that if there is a solution to the system of indifference conditions given by:

$$H_g^\sigma(x_1, \Gamma) = 0, \forall g \in \{s, \dots, G\},$$

then it must be unique. Thereafter, I establish equilibrium convergence in *Step 2* and apply in *Step 3* the Belief Constraint of Sákovics and Steiner (2012) to derive Equation (14) in Proposition 2. Finally, existence can be established by iterated elimination of dominated strategies.

Step 1: Suppose there exist two distinct solutions, (x_1, Γ) and (x'_1, Γ') .

First, consider the case where $\Gamma = \Gamma'$ and $x_1 \neq x'_1$. Recall that Δ_i is weakly decreasing in θ for all groups so that $\Delta_i(x'_1 + \sigma\vartheta(A, \Gamma'), a) \leq \Delta_i(x_1 + \sigma\vartheta(A, \Gamma), a)$ if $x'_1 > x_1$. Moreover, $A^* > (A^*)'$ if $x'_1 > x_1$ since $\hat{A}(\theta)$ is strictly increasing in θ . As a result, $A_g(A^*, \Gamma) > A_g((A^*)', \Gamma)$. There is a contradiction: $H_g^\sigma(x'_1, \Gamma) < H_g^\sigma(x_1, \Gamma)$, because $\Delta_i(x'_1 + \sigma\vartheta(A, \Gamma')) \leq \Delta_i(x_1 + \sigma\vartheta(A, \Gamma))$ for $A \in ((A^*)', A^*)$ due to the discontinuity of Δ_i at the solvency threshold $\hat{A}(\theta)$ so that:

$$\int_0^1 \Delta_i(A, x'_1 + \sigma\vartheta(A, \Gamma')) dA_g((A^*)', \Gamma) < \int_0^1 \Delta_i(A, x_1 + \sigma\vartheta(A, \Gamma)) dA_g(A^*, \Gamma).$$

Second, consider the case where $\Gamma \neq \Gamma'$ and, without loss of generality, $x_1 \leq x'_1$. Choose $h \in \arg \max_g (\Gamma'_g - \Gamma_g)$ and let $D = \max_g (\Gamma'_g - \Gamma_g) \geq 0$. Notice that $\Gamma'_h - \Gamma'_g \geq \Gamma_h - \Gamma_g, \forall g \in \{s, \dots, G\}$ holds with strict inequality at least for one group g due to the assumption that $\Gamma \neq \Gamma'$. Let $\tilde{x}_1 = x'_1 + \sigma D$, then:

$$H_h^\sigma(\tilde{x}_1, \Gamma) \leq H_h^\sigma(x_1, \Gamma),$$

which, as I will show below, leads to a contradiction. Next, use the substitution $a = \tilde{a}(\Gamma_h - \varepsilon_h, \Gamma)$, $\tilde{x}_h = \tilde{x}_1 + \sigma\Gamma_h$,

and $x'_h = x'_1 + \sigma\Gamma'_h$ to re-write the expected utility payoff as:

$$H_h^\sigma(\tilde{x}_1, \Gamma) = \int_{-\varepsilon}^{+\varepsilon} \Delta_h(\tilde{x}_h - \sigma\varepsilon_h, \tilde{a}(\Gamma_h - \varepsilon_h, \Gamma)) df(\varepsilon_h) d\varepsilon_h$$

$$H_h^\sigma(x'_1, \Gamma') = \int_{-\varepsilon}^{+\varepsilon} \Delta_h(x'_h - \sigma\varepsilon_h, \tilde{a}(\Gamma'_h - \varepsilon_h, \Gamma')) df(\varepsilon_h) d\varepsilon_h,$$

where I used that $\vartheta(A, \Gamma)$ is the inverse function of $\tilde{A}(\xi, \Gamma)$ with respect to ξ . Observe that $\tilde{x}_h = x'_1 + \sigma D + \sigma\Gamma_h = x'_h$. Moreover, because of $\Gamma'_h - \Gamma'_g \geq \Gamma_h - \Gamma_g, \forall g \in \{s, \dots, G\}$:

$$\Sigma_g m_g (1 - F(\Gamma'_g - \Gamma'_h + \varepsilon_h)) + m_s \mu_s (1 - F(\Gamma_s - \Gamma'_h + \varepsilon'_h)) \geq \Sigma_g m_g (1 - F(\Gamma_g - \Gamma_h + \varepsilon_h)) + m_s \mu_s (1 - F(\Gamma_s - \Gamma_h + \varepsilon_h)),$$

which implies: $\tilde{a}(\Gamma'_h - \varepsilon_h, \Gamma') \geq \tilde{a}(\Gamma_h - \varepsilon_h, \Gamma), \forall \varepsilon_h$. Next, I establish strict inequality by noting that the ε_h^* solving $\tilde{a}(\Gamma_h - \varepsilon_h^*, \Gamma) = \hat{A}(\tilde{x}_h - \sigma(\varepsilon_h^*))$ and the $(\varepsilon_h^*)'$ solving $\tilde{a}(\Gamma'_h - (\varepsilon_h^*)', \Gamma') = \hat{A}(x'_h - \sigma(\varepsilon_h^*)')$ are related to each other as $(\varepsilon_h^*)' \geq \varepsilon_h^*$ for $\tilde{x}_h = x'_h$. Moreover, I can show that $(\varepsilon_h^*)' > \varepsilon_h^*$ by contradiction. Suppose that $(\varepsilon_h^*)' = \varepsilon_h^*$ and recall that there exists a g such that $\Gamma'_h - \Gamma'_g > \Gamma_h - \Gamma_g, \forall g \in \{s, \dots, G\}$, for which:

$$(1 - F(\Gamma'_g - \Gamma'_h + \varepsilon_h^*)) > (1 - F(\Gamma_g - \Gamma_h + \varepsilon_h^*)).$$

As a result, $\tilde{a}(\Gamma'_h - \varepsilon_h^*, \Gamma') > \tilde{a}(\Gamma_h - \varepsilon_h^*, \Gamma)$, which contradicts $(\varepsilon_h^*)' = \varepsilon_h^*$. Hence, $H_h^\sigma(\tilde{x}_1, \Gamma) - H_h^\sigma(x'_1, \Gamma') < 0$, meaning there exists at most one equilibrium characterized by threshold strategies, which concludes *Step 1*.

Step 2: Next, I show that the system of indifference conditions given by:

$$H_g^\sigma(x_1, \Gamma) = 0, \forall g \in \{s, \dots, G\}$$

is well approximated by $H_g^0(x_1, \Gamma) = 0$, as $\sigma \searrow 0$. Note that $\lim_{\sigma \searrow 0} \xi = \lim_{\sigma \searrow 0} \vartheta(A, \Gamma) = 0$. Moreover, all group-specific signal thresholds x_g^* must lie in the $\sigma/2$ -neighborhood of the fundamental threshold $\theta^*(\sigma)$ for the indifference conditions to hold. Following Sákovics and Steiner (2012) I can show that $H_g^\sigma(x_1, \Gamma) = 0$ converges uniformly to $H_g^0(x_1, \Gamma)$ when σ is small. To do so, I use the fact that the differential payoff from demanding conversion, Δ , is Lipschitz continuous to the left and right of $\hat{A}(\theta)$.

Step 3: Next, I apply the Belief Constraint. Using the previous results, the signal thresholds x_g^* converge to the fundamental threshold θ^* solving:

$$\int_0^{\frac{(\theta^*-1)r}{\kappa(\theta^*-r)}} ((\beta - \alpha - 2\gamma_g)\tau_2 - \tau_1) dA_g(A, \Gamma^*)$$

$$+ \int_{\frac{(\theta^*-1)r}{\kappa(\theta^*-r)}}^1 \left(1 + (\beta - \alpha - 2\gamma_g)\tau_2 - \tau_1 - \frac{r - \kappa A}{1 - \kappa A} \theta - \psi \right) dA_g(A, \Gamma^*) = 0, \forall g \in \{s, \dots, G\}. \quad (28)$$

Summing over the coin holder groups on both sides, I arrive at Equation (14) using the Belief Constraint, which crucially depends on the assumption that the γ_g s are not contingent on the aggregate action of coin holders, to obtain:

$$\int_{\frac{(\theta^*-1)r}{\kappa(\theta^*-r)}}^1 \left(1 - \frac{r - \kappa A}{1 - \kappa A} \theta^* - \psi \right) dA + (\beta - \alpha)\tau_2 - \tau_1 - 2\tau_2 \frac{\mu_s m_s \gamma_s + \sum_{g=s+1}^G m_g \gamma_g}{\mu_s m_s + \sum_{g=s+1}^G m_g} = 0,$$

where $\sum_{g=s+1}^G m_g A_g(A, \Gamma^*) + m_s \mu_s A_s(A, \Gamma^*) = A$.

It remains to establish the existence of a threshold equilibrium following iterated elimination of dominated strategies as in Sákovics and Steiner (2012). This concludes the Proof of Proposition 2.

A.4.2 Proof of Proposition 3

We establish the comparative static results summarized in Proposition 3 by analyzing Equation (14):

$$\begin{aligned}
\frac{dI}{d\bar{\gamma}} &= -2\tau_2 < 0 \\
\frac{dI}{d\beta} &= -\frac{dI}{d\alpha(N)} = \tau_2 > 0 \\
\frac{dI}{d\tau_1} &= -1 < 0 \\
\frac{dI}{d\psi} &= \int_{\frac{(\theta^*-1)r}{\kappa(\theta^*-r)}}^1 \frac{\psi}{1-\kappa A} dA > 0 \\
\frac{dI}{dr} &= -\int_{\frac{(\theta^*-1)r}{\kappa(\theta^*-r)}}^1 \frac{\kappa A}{r^2(1-\kappa A)} \theta^* dA - \frac{\theta^*-1}{\kappa} \frac{\theta^*}{(\theta^*-r)^2} \left(1 - 1 + \frac{\psi}{\frac{(\theta^*-1)r}{\kappa(\theta^*-r)}} \right) < 0 \\
\frac{dI}{d\kappa} &= \int_{\frac{(\theta^*-1)r}{\kappa(\theta^*-r)}}^1 \left(\frac{A}{(1-\kappa A)^2} \left(\frac{\theta^*}{r} - \psi \right) \right) dA + \frac{(\theta^*-1)r}{\kappa^2(\theta^*-r)} \left(1 - 1 + \frac{\psi}{\frac{(\theta^*-1)r}{\kappa(\theta^*-r)}} \right) > 0 \\
\frac{dI}{d\tau_2} &= \beta - \alpha(N) \\
\frac{dI}{d\theta^*} &= -\int_{\frac{(\theta^*-1)r}{\kappa(\theta^*-r)}}^1 \frac{\frac{r-\kappa A}{r} \theta^* - \psi}{1-\kappa A} dA - \frac{r}{\kappa} \frac{1-r}{(\theta^*-r)^2} \left(1 - 1 + \frac{\psi}{1 - \frac{(\theta^*-1)r}{\kappa(\theta^*-r)}} \right) < 0.
\end{aligned}$$

By application of the implicit function theorem the results in Proposition 3 follow. This completes the proof.

A.4.3 Proof of Proposition 5

For $\sigma \searrow 0$ social welfare is given by:

$$\begin{aligned}
W(\theta^*; N) &\equiv (1-N)(1+r_d) - \left(\sum_{g=1}^{s-1} m_g \alpha_g + (1-\mu_s) m_s \alpha_s \right) \tau_2 \\
&\quad + \sum_{g=s+1}^G m_g \left(\int_{\underline{\theta}}^{\theta^*} \left(\kappa(1-\tau_1 - \alpha_g \tau_2) + (1-\kappa) \left(\frac{\frac{r-\kappa}{r} \theta - \psi}{1-\kappa} - \beta_g \tau_2 \right) \right) d\theta + \int_{\theta^*}^{\bar{\theta}} (1-\beta_g \tau_2) d\theta \right) \frac{1}{\bar{\theta} - \underline{\theta}} \\
&\quad + \mu_s m_s \left(\int_{\underline{\theta}}^{\theta^*} \left(\kappa(1-\tau_1 - \alpha_s \tau_2) + (1-\kappa) \left(\frac{\frac{r-\kappa}{r} \theta - \psi}{1-\kappa} - \beta_s \tau_2 \right) \right) d\theta + \int_{\theta^*}^{\bar{\theta}} (1-\beta_s \tau_2) d\theta \right) \frac{1}{\bar{\theta} - \underline{\theta}}.
\end{aligned} \tag{29}$$

Suppose the adoption rate is interior, i.e. $N \in (\Sigma_{g=j}^G m_g, \Sigma_{g=j-1}^G m_g)$, then the first derivative is given by:

$$\begin{aligned} \frac{dW(\theta^*; N)}{dN} &= -(1 + r_d - (\alpha + \gamma_s) \tau_2) \\ &+ \Sigma_{g=s+1}^G m_g \frac{d\theta^*}{dN} \left(\kappa(1 - \tau_1 - \alpha_g \tau_2) + (1 - \kappa) \left(1 - \frac{\psi}{1 - \kappa} - \beta_g \tau_2 \right) - (1 - \beta_g \tau_2) \right) \frac{1}{\theta - \underline{\theta}} \\ &+ \left(\int_{\underline{\theta}}^{\theta^*} \left(\kappa(1 - \tau_1 - \alpha_s \tau_2) + (1 - \kappa) \left(\frac{r - \kappa}{r} \theta - \frac{\psi}{1 - \kappa} - \beta_s \tau_2 \right) \right) d\theta + \int_{\theta^*}^{\bar{\theta}} (1 - \beta_s \tau_2) d\theta \right) \frac{1}{\theta - \underline{\theta}} \\ &+ \mu_s m_s \frac{d\theta^*}{dN} \left(\kappa(1 - \tau_1 - \alpha_s \tau_2) + (1 - \kappa) \left(1 - \frac{\psi}{1 - \kappa} - \beta_s \tau_2 \right) - (1 - \beta_s \tau_2) \right) \frac{1}{\theta - \underline{\theta}}. \end{aligned}$$

Using an envelop-type argument, I evaluate the derivative at N^* by plugging the indifference condition from the adoption game (Equation (16)):

$$\begin{aligned} \frac{dW(\theta^*; N)}{dN} \Big|_{N=N^*} &= \Sigma_{g=s+1}^G m_g \frac{d\theta^*}{dN} \left(\kappa(-\tau_1 - \alpha_g \tau_2) + (1 - \kappa) \left(-\frac{\psi}{1 - \kappa} - \beta_g \tau_2 \right) + \beta_g \tau_2 \right) \frac{1}{\theta - \underline{\theta}} \Big|_{N=N^*} \\ &+ \mu_s m_s \frac{d\theta^*}{dN} \left(\kappa(-\tau_1 - \alpha_s \tau_2) + (1 - \kappa) \left(-\frac{\psi}{1 - \kappa} - \beta_s \tau_2 \right) + \beta_s \tau_2 \right) \frac{1}{\theta - \underline{\theta}} \Big|_{N=N^*} < 0 \text{ if } \frac{d\theta^*}{dN} > 0. \end{aligned}$$

As a result, $N^* > N^{SP}$ whenever the destabilizing composition effect from Corollary 1 is present, i.e. if $d\theta^*/dN > 0$, and the adoption rate is interior. This requires that consumers from more than one group adopt stablecoins.

It remains to discuss the case when adoption rate takes on a corner solution, i.e. $N^* \in \{\Sigma_{g=2}^G m_g, \dots, \Sigma_{g=G-1}^G m_g\}$. From Equation (29) it can be seen that the two last terms drop when taking the derivative with respect to N for the corner solution. However, adoption is still excessive as long as the destabilizing composition effect from Corollary 1 is present. This is the case if the marginal adopter is just indifferent. Otherwise, $N^* = N^{SP}$. This concludes the proof of Proposition 5.

A.4.4 Proof of Proposition 6

Building on the Proof of Proposition 5, I analyze the first derivative of the welfare function when $\alpha(N) = \chi N$. Again, suppose that the adoption rate is interior, i.e. $N \in (\Sigma_{g=j}^G m_g, \Sigma_{g=j-1}^G m_g)$, then:

$$\begin{aligned} \frac{dW(\theta^*; N)}{dN} &= -(1 + r_d - (\alpha(N) + \gamma_s) \tau_2) - (1 - N) \alpha'(N) \tau_2 - (\Sigma_{g=s+1}^G m_g + \mu_s m_s) \int_{\underline{\theta}}^{\theta^*} \kappa \alpha'(N) \tau_2 \frac{1}{\theta - \underline{\theta}} d\theta \\ &+ \Sigma_{g=s+1}^G m_g \frac{d\theta^*}{dN} \left(\kappa(1 - \tau_1 - \alpha_g \tau_2) + (1 - \kappa) \left(1 - \frac{\psi}{1 - \kappa} - \beta_g \tau_2 \right) - (1 - \beta_g \tau_2) \right) \frac{1}{\theta - \underline{\theta}} \\ &+ \left(\int_{\underline{\theta}}^{\theta^*} \left(\kappa(1 - \tau_1 - \alpha_s \tau_2) + (1 - \kappa) \left(\frac{r - \kappa}{r} \theta - \frac{\psi}{1 - \kappa} - \beta_s \tau_2 \right) \right) d\theta + \int_{\theta^*}^{\bar{\theta}} (1 - \beta_s \tau_2) d\theta \right) \frac{1}{\theta - \underline{\theta}} \\ &+ \mu_s m_s \frac{d\theta^*}{dN} \left(\kappa(1 - \tau_1 - \alpha_s \tau_2) + (1 - \kappa) \left(1 - \frac{\psi}{1 - \kappa} - \beta_s \tau_2 \right) - (1 - \beta_s \tau_2) \right) \frac{1}{\theta - \underline{\theta}}. \end{aligned}$$

Plugging in from the indifference condition gives:

$$\begin{aligned} \frac{dW(\theta^*; N)}{dN} \Big|_{N=\check{N}^*} &= -\chi \left((1-N)\tau_2 + (\sum_{g=s+1}^G m_g + \mu_s m_s) \int_{\underline{\theta}}^{\theta^*} \kappa \tau_2 \frac{1}{\theta - \underline{\theta}} d\theta \right) \Big|_{N=\check{N}^*} \\ &+ \sum_{g=s+1}^G m_g \frac{d\theta^*}{dN} \left(\kappa(1-\tau_1 - \alpha_g \tau_2) + (1-\kappa) \left(1 - \frac{\psi}{1-\kappa} - \beta_g \tau_2 \right) - (1-\beta_g \tau_2) \right) \frac{1}{\theta - \underline{\theta}} \Big|_{N=\check{N}^*} \\ &+ \mu_s m_s \frac{d\theta^*}{dN} \left(\kappa(1-\tau_1 - \alpha_s \tau_2) + (1-\kappa) \left(1 - \frac{\psi}{1-\kappa} - \beta_s \tau_2 \right) - (1-\beta_s \tau_2) \right) \frac{1}{\theta - \underline{\theta}} \Big|_{N=\check{N}^*}, \end{aligned}$$

where \check{N}^* is the equilibrium level of adoption at the presence of positive network effects. The first line captures the additional terms, which are strictly negative for $\chi > 0$ and related to the uninternalized erosion of bank deposits as a means of payment. Observe that the derivative equals the one in the Proof of Proposition 5 if $\chi \searrow 0$.

Suppose that $\alpha(\check{N}^*) = \alpha$, then $\check{N}^* = N^*$ and $\check{N}^{SP} < N^{SP} < N^*$, provided the solution is interior. It is in this sense that the magnitude of the inefficiency increases when the second externality is introduced. Moreover, it increases in the magnitude of the network effect, i.e. in χ . This concludes the proof of Proposition 6.

A.4.5 Proof of Proposition 7

This proof comprises two parts and builds on results from the Proof of Proposition 3. We discuss *Part (a)* and *Part (b)* of the Proof of Proposition 7 in turn.

Part (a): The issuer cannot meet its $t = 2$ payment obligations if $N(\kappa(1-A) + 1 - \kappa) > (N - \xi)\theta - N\kappa A\theta/r$. Rearranging gives $\hat{A}(\theta; N, \xi)$ in Equation (19). Using the modified critical threshold in Equation (19), we can for a given N derive the modified equilibrium condition as follows:

$$I(\theta^*; N, \xi) \equiv (\beta - \alpha(N) - 2\bar{\gamma})\tau_2 - \tau_1 + \int_{\frac{N-\xi}{\kappa(\theta^*-r)}\theta^*-1}^1 \left(1 - \frac{\frac{N-\xi}{N}r - \kappa A}{1 - \kappa A} \theta^* - \psi \right) dA = 0. \quad (30)$$

As in the Proof of Proposition 3 we have that $dI(\theta^*; N, \xi)/d\theta^* < 0$. Moreover:

$$\frac{dI(\theta^*; N, \xi)}{d\xi} = - \int_{\frac{N-\xi}{\kappa(\theta^*-r)}\theta^*-1}^1 \left(-\frac{1}{1 - \kappa A} \frac{\theta^*}{N} \right) dA + \frac{\theta^* r}{N\kappa(\theta^* - r)} \left(\frac{\psi}{1 - \kappa A} \right) > 0.$$

By application of the implicit function theorem we have that $d\theta^*/d\xi > 0$.

Part (b): The issuer cannot meet its $t = 2$ payment obligations if $N(\kappa(1-A) + 1 - \kappa) > N\theta - N\kappa A(1 - f\tau_1)\theta/r$.³¹ Rearranging gives $\hat{A}(\theta; N, f)$ in Equation (21), which is unique as long as $f\tau_1$ is not too large.

The equilibrium fundamental threshold $\theta^*(N^*; f)$ is governed by a modified equilibrium condition from the $t = 1$ conversion game:

$$I(\theta^*; f) \equiv (\bar{\beta} - \bar{\alpha})\tau_2 - \tau_1 + \int_{\frac{\theta^*-1}{\theta^*(1-f\tau_1)-r} \frac{r}{\kappa}}^1 \left(1 - \frac{r - \kappa A(1-f\tau_1)}{r} \theta^* + (1 - \kappa A) \bar{\beta}_f(A) f \tau_2 - \psi \right) dA = 0, \quad (31)$$

where $\bar{\beta}_f(A)$ takes into account that the transaction fee income at $t = 2$ is only generated from the coin

³¹Observe that we assume that the revenue from the $t = 2$ transaction fees does not count against the payment obligation, e.g because it does not accrue in time. This assumption simplifies the analysis.

holders not demanding conversion at $t = 1$, i.e. the coin holders belonging to groups with a sufficiently high level of $\alpha_g - \beta_g$ (where $\bar{\beta}_f(1) = \bar{\beta}$). Note that the case with $f = 0$ nests our benchmark model.

As in the Proof of Proposition 3 we have that $dI(\theta^*; f)/d\theta^* < 0$. Moreover:

$$\frac{dI(\theta^*; f)}{df} = - \int_{\frac{\theta^* - 1}{\theta^*(1-f\tau_1) - r} \frac{r}{\kappa}}^1 \left(\frac{\frac{\kappa A \tau_1}{r} \theta^* - (1 - \kappa A) \bar{\beta}_f(A) \tau_2}{1 - \kappa A} \right) dA - \frac{\theta^* - 1}{(\theta^*(1-f\tau_1) - r)^2} \frac{r \theta^* \tau_1}{\kappa} \frac{\psi - (1 - \kappa \hat{A}) \bar{\beta}_f(\hat{A}) f \tau_2}{1 - \kappa \hat{A}},$$

which is negative provided f and τ_2 are not too large. By application of the implicit function theorem we have that $d\theta^*/df < 0$ provided f and τ_2 are not too large. This concludes the proof.

A.4.6 Proof of Proposition 8

There are seven endogenous variables to keep track of, θ_1^* , θ_2^* , N^* , r_ℓ^* , s^* , μ_s^* and $\tilde{\gamma}^*$. Notably, ℓ^* , the additional endogenous variables γ_ℓ^* and μ_ℓ^* are exclusively pinned down by δ from Equation (34).

I first consider the case where, due to the sparse distribution of groups, the adoption rate N^* does not respond to small changes in q , κ , δ or in other model parameters. Said differently, I assume that $\#g$ s.t. $\gamma_g = \tilde{\gamma}^*$. Thereafter, I consider the case where N^* responds to changes in model parameters, i.e. $\exists g$ s.t. $\gamma_g = \tilde{\gamma}^*$.

Case 1: $\#g$ s.t. $\gamma_g = \tilde{\gamma}^*$. Since N^* does not respond to small changes in model parameters, I can conduct the comparative statics analysis for a given adoption rate N and marginal group s , using the implicit function theorem. The derivatives of the first and second implicit function are:

$$\begin{aligned} \frac{dI_{\theta_1}(\cdot)}{d\theta_1^*} &= - \frac{(1-r)r}{\left(\kappa - \frac{\delta}{N}\right) (\theta_1^* - r)^2} \frac{\psi}{\frac{\theta_1^*(1-r)}{\theta_1^* - r}} - \int_{\frac{\theta_1^* - 1 + \frac{\delta}{N} \left(1 - \frac{\theta_1^*}{r}\right)}^1 \frac{r}{\left(\kappa - \frac{\delta}{N}\right) (\theta_1^* - r)} \left(\frac{\frac{r - \frac{\delta}{N} - (\kappa - \frac{\delta}{N})A}{r}}{1 - \frac{\delta}{N} - \left(\kappa - \frac{\delta}{N}\right)A} \right) dA < 0 \\ \frac{dI_{\theta_2}(\cdot)}{d\theta_2^*} &< 0, \quad \frac{dI_{\theta_1}(\cdot)}{d\theta_2^*} = \frac{dI_{\theta_2}(\cdot)}{d\theta_1^*} = \frac{dI_{\theta_z^*}(\cdot)}{dr_\ell} = \frac{dI_{\theta_z^*}(\cdot)}{dq} = 0, \forall z = 1, 2. \end{aligned}$$

Moreover, given $\mu_s = 0$:

$$\frac{dI_{\theta_1}(\cdot)}{d\kappa} = -2 \overbrace{\frac{d\tilde{\gamma}(\ell; N, \delta)}{d\kappa}}^{=0} \tau_2 + \frac{\theta_1^* - 1 + \frac{\delta}{N} \left(1 - \frac{\theta_1^*}{r}\right)}{\left(\kappa - \frac{\delta}{N}\right)^2 (\theta_1^* - r)} \frac{\psi}{\frac{\theta_1^*(1-r)}{\theta_1^* - r}} - \int_{\frac{\theta_1^* - 1 + \frac{\delta}{N} \left(1 - \frac{\theta_1^*}{r}\right)}^1 \frac{r}{\left(\kappa - \frac{\delta}{N}\right) (\theta_1^* - r)} \left(\frac{A}{N} \frac{\theta_1^* \left(1 - \frac{1}{r}\right) - \psi}{\left(1 - \frac{\delta}{N} - \left(\kappa - \frac{\delta}{N}\right)A\right)^2} \right) dA > 0$$

$$\frac{dI_{\theta_1}(\cdot)}{d\delta} = -2 \overbrace{\frac{d\tilde{\gamma}(\ell; N, \delta)}{d\delta}}^{<0} \tau_2 + \frac{\frac{\kappa}{N} (\theta_1^* - 1) + \frac{\kappa}{N} \left(1 - \frac{\theta_1^*}{r}\right)}{\left(\kappa - \frac{\delta}{N}\right)^2 (\theta_1^* - r)} \frac{\psi}{\frac{\theta_1^*(1-r)}{\theta_1^* - r}} - \int_{\frac{\theta_1^* - 1 + \frac{\delta}{N} \left(1 - \frac{\theta_1^*}{r}\right)}^1 \frac{r}{\left(\kappa - \frac{\delta}{N}\right) (\theta_1^* - r)} \left(\frac{1}{N} \frac{\theta_1^* \left(1 - \frac{1}{r}\right) - \psi}{\left(1 - \frac{\delta}{N} - \left(\kappa - \frac{\delta}{N}\right)A\right)^2} \right) dA > 0$$

$$\frac{dI_{\theta_2}(\cdot)}{d\kappa} = -2 \overbrace{\frac{d\tilde{\gamma}(\ell; N, \delta)}{d\kappa}}^{=0} \tau_2 + \frac{\theta_2^* - 1}{\left(\kappa - \frac{\delta}{N}\right)^2 (\theta_2^* - r)} \frac{\psi}{\frac{\theta_2^*(1-r)}{\theta_2^* - r}} - \int_{\frac{\theta_1^* - 1}{\left(\kappa - \frac{\delta}{N}\right) (\theta_1^* - r)}}^1 \frac{r}{\left(\kappa - \frac{\delta}{N}\right) (\theta_1^* - r)} \left(\frac{\frac{A\theta_2^*}{N} \left(1 - \frac{1}{r}\right) - \psi \frac{A}{N}}{\left(1 - \frac{\delta}{N} - \left(\kappa - \frac{\delta}{N}\right)A\right)^2} \right) dA > 0$$

$$\begin{aligned} \frac{dI_{\theta_2}(\cdot)}{d\delta} &= -2 \overbrace{\frac{d\bar{\gamma}(\ell; N, \delta)}{d\delta}}^{<0} \tau_2 - \frac{1}{N} \frac{\theta_2^* - 1}{\left(\kappa - \frac{\delta}{N}\right)^2 (\theta_2^* - r)} r \frac{\psi}{\theta_2^* - r} \\ &\quad - \int_{\frac{\theta_1^* - 1}{\left(\kappa - \frac{\delta}{N}\right)(\theta_1^* - r)}}^1 \left(\frac{A \frac{A \theta_2^*}{Nr} (1-r) + \psi \frac{A}{N}}{\left(1 - \left(\kappa - \frac{\delta}{N}\right) A\right)^2} \right) dA < 0 \text{ if } d\bar{\gamma}/d\delta \text{ is small} \end{aligned}$$

The derivatives of the third implicit function are:

$$\begin{aligned} \frac{d\Delta^\ell(\cdot)}{d\theta_1^*} &= q \left((\kappa + r_\ell) \frac{r - \kappa \theta_1^* - \psi}{1 - \kappa} - \kappa(1 - \tau_1 - \alpha_{g_i} \tau_2) - r_\ell \right) < 0 \\ \frac{d\Delta^\ell(\cdot)}{d\theta_2^*} &= (1 - q) \left((\kappa + r_\ell) \frac{r - \kappa + \frac{\delta}{N} \theta_1^* - \psi}{1 - \kappa + \frac{\delta}{N}} - \kappa(1 - \tau_1 - \alpha_{g_i} \tau_2) - r_\ell \right) < 0 \end{aligned}$$

and:

$$\begin{aligned} \frac{d\Delta^\ell(\cdot)}{d\kappa} &= q \left(\int_{\underline{\theta}}^{\theta_1^*} \left(\frac{r - \kappa \theta_1 - \psi}{1 - \kappa} + (\kappa + r_\ell) \frac{-\theta_1 (1 - \kappa) + \frac{r - \kappa}{r} \theta - \psi}{(1 - \kappa)^2} - (1 - \tau_1 - \alpha_{g_i} \tau_2) + \kappa \tau_2 \frac{d\bar{\gamma}}{d\kappa} \right) d\theta \right) \\ &\quad + (1 - q) \left(\int_{\underline{\theta}}^{\theta_2^*} \left(\frac{r - \kappa + \frac{\delta}{N} \theta_2 - \psi}{1 - \kappa + \frac{\delta}{N}} + (\kappa + r_\ell) \frac{-\theta_2 (1 - \kappa + \frac{\delta}{N}) + \frac{r - \kappa + \frac{\delta}{N}}{r} \theta_2 - \psi}{(1 - \kappa + \frac{\delta}{N})^2} - (1 - \tau_1 - \alpha_{g_i} \tau_2) + \kappa \tau_2 \frac{d\bar{\gamma}}{d\kappa} \right) d\theta \right) < 0 \\ \frac{d\Delta^\ell(\cdot)}{d\delta} &= q \left(\int_{\underline{\theta}}^{\theta_1^*} \left(\kappa \tau_2 \frac{d\bar{\gamma}}{d\delta} \right) d\theta \right) + (1 - q) \left(\int_{\underline{\theta}}^{\theta_2^*} \left((\kappa + r_\ell) \frac{(1-r) \frac{\kappa \theta}{Nr} + \kappa \psi}{(1 - (1 - \delta) \kappa)^2} + \kappa \tau_2 \frac{d\bar{\gamma}}{d\delta} \right) d\theta \right) > 0 \text{ if } q \searrow 0 \\ \frac{d\Delta^\ell(\cdot)}{dr_\ell^*} &= q \left(\int_{\underline{\theta}}^{\theta_1^*} \left(\frac{r - \kappa \theta - \psi}{1 - \kappa} \right) d\theta + \int_{\bar{\theta}}^{\bar{\theta}} d\theta \right) + (1 - q) \left(\int_{\underline{\theta}}^{\theta_2^*} \left(\frac{r - \kappa + \frac{\delta}{N} \theta - \psi}{1 - \kappa + \frac{\delta}{N}} \right) d\theta + \int_{\bar{\theta}}^{\bar{\theta}} d\theta \right) > 0 \\ \frac{d\Delta^\ell(\cdot)}{dq} &< 0, \end{aligned}$$

where $d\bar{\gamma}/d\kappa = 0$ and $d\bar{\gamma}/d\delta = 0$ by assumption.

Note that I_{θ_1} , I_{θ_2} and Δ^ℓ are continuously differentiable. Using the implicit function theorem for simultaneous equations, I can derive:

$$\frac{d\theta_1^*}{dvar} = \frac{\begin{vmatrix} -\frac{dI_{\theta_1}}{dvar} & \frac{dI_{\theta_1}}{d\theta_2^*} & \frac{dI_{\theta_1}}{dr_\ell^*} \\ -\frac{dI_{\theta_2}}{dvar} & \frac{dI_{\theta_2}}{d\theta_2^*} & \frac{dI_{\theta_2}}{dr_\ell^*} \\ -\frac{d\Delta^\ell}{dvar} & \frac{d\Delta^\ell}{d\theta_2^*} & \frac{d\Delta^\ell}{dr_\ell^*} \end{vmatrix}}{|D|}, \quad (32)$$

where var is the exogenous variable of interest. The determinant is non-zero and can be derived as:

$$|D| \equiv \begin{vmatrix} \frac{dI_{\theta_1}}{d\theta_1^*} & \frac{dI_{\theta_1}}{d\theta_2^*} & \frac{dI_{\theta_1}}{dr_\ell^*} \\ \frac{dI_{\theta_2}}{d\theta_1^*} & \frac{dI_{\theta_2}}{d\theta_2^*} & \frac{dI_{\theta_2}}{dr_\ell^*} \\ \frac{d\Delta^\ell}{d\theta_1^*} & \frac{d\Delta^\ell}{d\theta_2^*} & \frac{d\Delta^\ell}{dr_\ell^*} \end{vmatrix} > 0. \quad (33)$$

First, I find that $d\theta_z^*/dq = 0, \forall z = 1, 2$, because the flightiness of coin holders participating in the conversion game is only affected by δ and not by q . However, the remuneration of stablecoin lenders is affected.

Specifically, they need to be offered a higher compensation $dr_\ell^*/dq > 0$ due to the reduced stability, which reduces the attractiveness of stablecoin lending.

Second, I find that $d\theta_1^*/d\kappa > 0$ and $d\theta_2^*/d\kappa > 0$, which again results in the need for a higher compensation in the lending game, $\lim_{q \rightarrow 0} dr_\ell^*/d\kappa > 0$. Moreover, $\lim_{q \rightarrow 0} d\theta_1^*/d\delta > 0$, $\lim_{q \rightarrow 0} d\theta_2^*/d\delta < 0$ and $\lim_{q \rightarrow 0} dr_\ell^*/d\delta < 0$ provided $d\bar{\gamma}/d\delta$ is small.

Notably, $\tilde{\gamma}^*$, and consequently also s^* and N^* , are derived from $\Delta^0(\theta_1^*, \theta_2^*; \gamma_s^*) = 0$ without effect on the qualitative results derived above, provided $\nexists g$ s.t. $\gamma_g = \tilde{\gamma}^*$. Or put another way, $\gamma_s > \tilde{\gamma}^*$.

Case 2: $\exists g$ s.t. $\gamma_g = \tilde{\gamma}^*$. Next, I conduct the comparative statics analysis allowing for a change in the adoption rate. This means that s^* is defined by $\gamma_s = \tilde{\gamma}^*$. Hence, both variables respond to small changes in model parameters whenever these changes are not off-set by changes in μ_s^* , which necessitates changes in N^* . As a result, I can take s and γ_s as given when analyzing how N^* and μ_s^* change as prescribed by $\Delta^0(\theta_1^*, \theta_2^*; \gamma_s, \mu_s) = 0$ and $N^*(s, \mu_s^*) = \sum_{g=s+1}^G m_g + \mu_s^* m_s$. Thereby, I use the previous insight that Δ_i^0 is independent of ℓ and of r_ℓ for $\ell > s$.

I start by analyzing the following additional derivatives:

$$\begin{aligned} \frac{dI_{\theta_1}(\cdot)}{dN^*} &= -2\tau_2 \overbrace{\frac{d\bar{\gamma}(\delta)}{dN^*}}^{<0} - \frac{\delta r}{(N^*)^2} \frac{\theta_1^* \left(\frac{1}{r} - 1\right)}{\left(\kappa - \frac{\delta}{N}\right)^2 (\theta_1^* - r)} r \left(\frac{\psi}{1 - \frac{\delta}{N} - \frac{\theta_1^* - 1 + \frac{\delta}{N} \left(1 - \frac{\theta_1^*}{r}\right)}{\theta_1^* - r}} r \right) dA \\ &\quad - \int_{\theta_1^* - 1 + \frac{\delta}{N} \left(1 - \frac{\theta_1^*}{r}\right)}^1 \frac{\left(\frac{\delta}{N^2} (1-A) \theta_1^* - \frac{\delta}{N^2} (1-A) (\theta_1^* - \psi)\right)}{\left(\kappa - \frac{\delta}{N}\right) (\theta_1^* - r)} r \left(\frac{\left(\frac{\delta}{N^2} (1-A) \theta_1^* - \frac{\delta}{N^2} (1-A) (\theta_1^* - \psi)\right)}{\left(1 - \frac{\delta}{N} - \left(\kappa - \frac{\delta}{N}\right) A\right)^2} \right) dA < 0 \text{ if } d\bar{\gamma}(\delta)/dN^* \text{ is small} \\ \frac{dI_{\theta_2}(\cdot)}{dN^*} &= -2\tau_2 \overbrace{\frac{d\bar{\gamma}(\delta)}{dN^*}}^{<0} + \frac{\delta r}{(N^*)^2} \frac{\theta_2^* - 1}{\left(\kappa - \frac{\delta}{N}\right)^2 (\theta_2^* - r)} r \left(\frac{\psi}{1 - \frac{\theta_2^* - 1}{\theta_2^* - r}} r \right) dA \\ &\quad - \int_{\frac{\theta_2^* - 1}{\left(\kappa - \frac{\delta}{N}\right) (\theta_2^* - r)}}^1 \frac{\left(-\frac{\delta}{rN^2} A \theta_2^* + \frac{\delta}{N^2} A (\theta_2^* - \psi)\right)}{\left(1 - \left(\kappa - \frac{\delta}{N}\right) A\right)^2} dA > 0 \end{aligned}$$

Note that both derivatives are approximately zero in the limit $\delta \rightarrow 0$. Moreover:

$$\begin{aligned} \frac{d\Delta^\ell(\cdot)}{dN^*} &= q \int_{\underline{\theta}}^{\theta_1^*} \kappa \tau_2 \frac{d\bar{\gamma}(\delta)}{dN^*} d\theta + (1-q) \int_{\underline{\theta}}^{\theta_2^*} \left(\kappa \tau_2 \frac{d\bar{\gamma}(\delta)}{dN^*} + (1-\kappa) \frac{\frac{\delta}{rN^2} \theta \left(1 - \frac{1}{r}\right) - \psi}{\left(1 - \kappa + \frac{\delta}{N}\right)^2} \right) d\theta < 0 \\ \frac{d\Delta^0(\cdot)}{d\theta_1^*} &= q \left(\kappa (1 - \tau_1 - \alpha_{g_i} \tau_2) + (1-\kappa) \left(\frac{\frac{r-\kappa}{r} \theta_1^* - \psi}{1-\kappa} - \beta_{g_i} \tau_2 \right) - (1 - \beta_{g_i} \tau_2) \right) < 0 \\ \frac{d\Delta^0(\cdot)}{d\theta_2^*} &= (1-q) \left(\kappa (1 - \tau_1 - \alpha_{g_i} \tau_2) + (1-\kappa) \left(\frac{\frac{r-\kappa + \frac{\delta}{N}}{r} \theta_2^* - \psi}{1 - \kappa + \frac{\delta}{N}} - \beta_{g_i} \tau_2 \right) - (1 - \beta_{g_i} \tau_2) \right) < 0 \end{aligned}$$

and:

$$\begin{aligned}
\frac{d\Delta^0(\cdot)}{dq} &= \left(\int_{\underline{\theta}}^{\theta_1^*} \left(\kappa(1-\tau_1 - \alpha_{g_i}\tau_2) + (1-\kappa) \left(\frac{r-\kappa}{1-\kappa} \theta_1 - \psi - \beta_{g_i}\tau_2 \right) \right) d\theta + \int_{\theta_1^*}^{\bar{\theta}} (1-\beta_{g_i}\tau_2) d\theta \right) \\
&\quad - \left(\int_{\underline{\theta}}^{\theta_2^*} \left(\kappa(1-\tau_1 - \alpha_{g_i}\tau_2) + (1-\kappa) \left(\frac{r-\kappa+\frac{\delta}{N}}{1-\kappa+\frac{\delta}{N}} \theta_2 - \psi - \beta_{g_i}\tau_2 \right) \right) d\theta + \int_{\theta_2^*}^{\bar{\theta}} (1-\beta_{g_i}\tau_2) d\theta \right) < 0 \\
\frac{d\Delta^0(\cdot)}{d\kappa} &= q \left(\int_{\underline{\theta}}^{\theta_1^*} \left(1-\tau_1 - \alpha_{g_i}\tau_2 - \frac{r-\kappa}{1-\kappa} \theta_1 - \psi + \beta_{g_i}\tau_2 + (1-\kappa) \frac{-\frac{1}{r}\theta_2(1-\kappa) + \frac{r-\kappa}{r} \theta_1 - \psi}{(1-\kappa)^2} \right) d\theta \right) \\
&\quad + (1-q) \left(\int_{\underline{\theta}}^{\theta_2^*} \left(1-\tau_1 - \alpha_{g_i}\tau_2 - \frac{r-\kappa+\frac{\delta}{N}}{1-\kappa+\frac{\delta}{N}} \theta_2 - \psi + \beta_{g_i}\tau_2 + (1-\kappa) \frac{-\frac{\theta_2(1-\kappa+\frac{\delta}{N})}{r} + \frac{r-\kappa+\frac{\delta}{N}}{r} \theta_2 - \psi}{1-\kappa+\frac{\delta}{N}} \right) d\theta \right) \geq 0 \\
\frac{d\Delta^0(\cdot)}{d\delta} &= \frac{d\bar{\gamma}}{d\delta} \tau_2 + q \left(\int_{\underline{\theta}}^{\theta_1^*} \left(-\kappa \frac{d\bar{\gamma}}{d\delta} \tau_2 + (1-\kappa) \frac{d\bar{\gamma}}{d\delta} \tau_2 \right) d\theta + \int_{\theta_1^*}^{\bar{\theta}} \frac{d\bar{\gamma}}{d\delta} \tau_2 d\theta \right) \\
&\quad + (1-q) \left(\int_{\underline{\theta}}^{\theta_2^*} \left(-\kappa \frac{d\bar{\gamma}}{d\delta} \tau_2 + (1-\kappa) \left(\frac{\theta_2}{N} \left(\frac{1}{r} - 1 \right) + \frac{\psi}{N} + \frac{d\bar{\gamma}}{d\delta} \tau_2 \right) \right) d\theta + \int_{\theta_2^*}^{\bar{\theta}} \frac{d\bar{\gamma}}{d\delta} \tau_2 d\theta \right) > 0 \text{ if } d\bar{\gamma}/d\delta \text{ is small}
\end{aligned}$$

$$\frac{d\Delta^0(\cdot)}{dr_\ell^*} = 0$$

$$\begin{aligned}
\frac{d\Delta^0(\cdot)}{dN^*} &= \frac{d\bar{\gamma}}{dN^*} \tau_2 + q \left(\int_{\underline{\theta}}^{\theta_1^*} (1-2\kappa) d\theta + \int_{\theta_1^*}^{\bar{\theta}} d\theta \right) \frac{d\bar{\gamma}}{dN^*} \tau_2 + (1-q) \left(\int_{\underline{\theta}}^{\theta_2^*} (1-2\kappa) d\theta + \int_{\theta_2^*}^{\bar{\theta}} d\theta \right) \frac{d\bar{\gamma}}{dN^*} \tau_2 \\
&\quad + (1-q) \int_{\underline{\theta}}^{\theta_2^*} \frac{\frac{\delta\theta_2}{rN^2} (1-\frac{1}{r}) - \frac{\delta}{N^2} \psi}{\left(1-\kappa+\frac{\delta}{N}\right)^2} d\theta < 0,
\end{aligned}$$

where $d\bar{\gamma}/dN^* < 0$ and $d\bar{\gamma}/dN^* < 0$ for all $s \leq G-1$.

Next, I apply the implicit function theorem for simultaneous equations to analyze the system comprising $I_{\theta_1}(\cdot) = 0$, $I_{\theta_2}(\cdot) = 0$ and $\Delta^0(\cdot) = 0$. Note that also $\Delta^0(\cdot)$ is continuously differentiable. Different to before, the determinant is now non-zero and negative.

First, I find that $d\theta_2^*/dq < 0$ and $dN^*/dq < 0$. Moreover, $d\theta_1^*/dq > 0$ if $d\bar{\gamma}(\delta)/dN$ is small. Intuitively, the flightiness of coin holders participating in the conversion game is affected by δ and by q through its effect on the pro-rata residual value of the insolvent issuer that arises because the stablecoin borrower borrows a fixed amount. Stability is reduced when the likelihood of the borrower being a speculator increases, which decreases adoption by making stablecoins less attractive.

Second, I find that $\lim_{\delta \rightarrow 0} d\theta_1^*/d\kappa > 0$ and $\lim_{\delta \rightarrow 0} d\theta_2^*/d\kappa > 0$. Moreover, $\lim_{q \rightarrow 0, \delta \rightarrow 0} d\theta_1^*/d\delta > 0$, as well as $\lim_{q \rightarrow 0, \delta \rightarrow 0} d\theta_2^*/d\delta < 0$ and $\lim_{q \rightarrow 0} dN^*/d\delta > 0$ provided $d\bar{\gamma}/d\delta$ is small. This concludes the proof. The results are summarized in Proposition 8.

A.4.7 Proof of Proposition 9

The proof establishes an example for $x^* = x_H < x^{SP}$ that arises for $x_L \searrow 0$ if the adoption rate is locally unaffected by changes in x , which is assured if $\gamma_s > \tilde{\gamma}$. To do so, I take the derivative of Equation (24) with

respect to x_L and then examine the limit when $x_L \searrow 0$. First, note that $\pi(0) - \pi(x_H) = 0$ and:

$$\frac{d\pi(x_L) - \pi(x_H)}{dx_L} = \frac{d\bar{\theta}(x_L)}{dx_L} (\bar{\theta}(x_L) - 1) \check{N}^*(x_L, \theta^*(x_L)) \frac{d\theta}{\bar{\theta}(x) - \underline{\theta}(x)} - \int_{\theta^*(x_L)}^{\bar{\theta}(x_L)} (\theta - 1) \check{N}^*(x_L, \theta^*(x_L)) \frac{\frac{d\bar{\theta}(x_L)}{dx_L} - \frac{d\theta(x_L)}{dx_L}}{\bar{\theta}(x) - \underline{\theta}(x)} d\theta,$$

where I used that \check{N}^* is locally unaffected by changes in x_L by assumption. Taking the limit gives:

$$\lim_{x_L \rightarrow 0} \frac{d\pi(x_L) - \pi(x_H)}{dx_L} = (R - \bar{\theta})(\bar{\theta} - 1) \frac{N^*}{\bar{\theta} - \underline{\theta}} + \int_{\theta^*}^{\bar{\theta}} (\theta - 1) \frac{N^*}{\bar{\theta} - \underline{\theta}} d\theta < 0.$$

As a result, the issuer optimally selects $x^* = x_H$ if $x_L \searrow 0$ and the adoption rate is locally unaffected by changes in x . This concludes the proof.

A.5 Description of the Extension with Stablecoin Lending and Timeline

Modified stablecoin conversion game at $t = 1$. As before, the model is solved backwards. In the conversion game played by the remaining active coin holders, I now distinguish between the state $z = 1$, when it is observed that the borrower is a speculator who has demanded conversion, and the state $z = 2$, when it is observed that she has not demanded conversion (i.e., she keeps her coins until $t = 2$). Appendix Section A.6.1 analyzes the equilibrium conditions for the both states, deriving the equations for θ_1^* and θ_2^* .

Stablecoin lending game at the end of $t = 0$. In the newly introduced stablecoin lending game the borrower makes a take-it-or-leave-it-offer to coin holders, who do not yet know whether they will be active or passive at $t = 1$. The borrower promises each coin holder to return $1 + r_\ell$ stablecoins at $t = 2$ for each coin lent out at the end of $t = 0$. The offer does not depend on the borrower's motive, which is revealed at $t = 1$. Since the borrower is unconstrained, stablecoin lenders face no credit risk in the sense that they always receive the promised amount of stablecoins at $t = 2$.³² I show in Appendix Section A.6.2 that the borrower optimally makes an offer that allows her to borrow the desired amount δ at the lowest cost by calibrating r_ℓ such that just enough coin holders are willing to participate. Importantly, coin holders belonging to a group with a higher induced payment preference for stablecoins have a higher incentive to engage in stablecoin lending. Intuitively, this is because they benefit less from having the option to demand conversion at $t = 1$.³³

Modified stablecoin adoption game at the beginning of $t = 0$. Consumers recognize that there are opportunities and risks associated with the introduction of stablecoin lending. The modified adoption game is developed formally in Appendix Section A.6.3 and the modified timeline is shown in Table A2.

A.6 Derivations for the Extension with Stablecoin Lending

To simplify the analysis of the extended model I consider the case without positive network effects, i.e. $\alpha'(N) = 0$. Sections A.6.1, A.6.2 and A.6.3 study the modified conversion game, the stablecoin lending game and the modified adoption game. Section A.4.6 develops the Proof of Proposition 8.

³²This assumption is plausible and can be rationalized with smart contracts.

³³It is plausible that most of the deposit activity is, in practice, conducted by individuals who may be seen as crypto enthusiasts. In the model these are the consumers belonging to groups with high levels of γ_g . I revisit this empirical question in Section 7.

Date 0	Date 1	Date 2
<p>1. Adoption game: Consumer simultaneously decide whether to convert their bank deposits to stablecoins, $a_{0,i} = 1$, or not, $a_{0,i} = 0$</p> <p>2. The stablecoin issuer invests all funds received from consumers who adopt stablecoins</p> <p>3. Stablecoin lending game: The borrower makes a take-it-or-leave-it offer to coin holders, who simultaneously decide whether to lend their coins, $a'_{0,i} = 1$, or not, $a'_{0,i} = 0$, given the promise of the borrower to return $1 + r_\ell$ coins at $t = 2$</p>	<p>4. W.p. q the borrower is a speculator who demands conversion and w.p. $1 - q$ she is no speculator and does not demand conversion</p> <p>5. In case the borrower demands conversion, the issuer liquidates assets to meet redemption requests</p> <p>6. The fundamental θ is realized but unobserved and a fraction κ of coin holders become active</p> <p>7. Stablecoin conversion game: The remaining active coin holders receive private information x_i and simultaneously decide whether to demand conversion to deposits, $a_{1,i} = 1$, or not, $a_{1,i} = 0$, while passive coin holders are dormant</p> <p>8. The stablecoin issuer meets coin holders' conversion requests by divesting assets</p>	<p>9. The outcome of the $t = 1$ stablecoin conversion game and the fundamental realization θ are observed</p> <p>10. The borrower returns the stablecoins plus interest to lenders and the stablecoin issuer meets her payment obligations to the remaining active and passive coin holders, including by minting new coins against cash from the borrower; if insolvent, the issuer disburses the available resources pro rata</p> <p>10a. Consumers buy goods from their preferred seller and convert their money (if necessary)</p> <p>10b. Sellers A and C convert the stablecoins earned; all sellers pay production costs with government-backed deposits (or dollars)</p>

Table A2: Timeline of events.

A.6.1 The Modified Stablecoin Conversion Game at $t = 1$

The participation in the stablecoin game affects the composition of the population of active coin holders playing the conversion game at $t = 1$. Intuitively, coin holders belonging to a group with a high level of γ_g benefit less from the option to demand conversion at $t = 1$, as shown below. Let $\ell \in \{s+1, G\}$ be the group of coin holders with the smallest probability of meeting a seller who has a preference for stablecoin payments among the groups of coin holders who are willing to participate in stablecoin lending. Hence, ℓ and μ_ℓ are for a given δ determined as:

$$\delta = \arg \max_{\ell} \left(\sum_{g=\ell+1}^G m_g \mathbb{1}_{\gamma_g > \gamma_\ell} + \mu_\ell m_\ell \right), \quad (34)$$

where $\mu_\ell \in [0, 1]$ is smaller than one if the borrower does not need all (of the indifferent) coin holders in group ℓ to participate. Note that the initial assumption $\delta \in (0, \kappa N)$ implies that $\ell \geq s$. Moreover, the expression in brackets on the right-hand side of Equation (34) is monotonically decreasing in ℓ and increasing in μ_ℓ . It is maximized by the lowest possible ℓ , meaning that Equation (34) defines γ_ℓ and μ_ℓ .

As a result, the composition of the remaining active coin holder is modified as follows:

$$\bar{\gamma}(\delta) \equiv (\mu_s m_s \gamma_s + \sum_{g=s+1}^{\ell-1} m_g \gamma_g + (1 - \mu_\ell) m_\ell \gamma_\ell) / (\mu_s m_s + \sum_{g=s+1}^{\ell-1} m_g + (1 - \mu_\ell) m_\ell).$$

Throughout the analysis I focus on the interesting case where Assumption 2 holds, which is an extension of Assumption 1 for the model with stablecoin lending.

Assumption 2. Let $\underline{\theta} < 1 - \sigma \epsilon$, $r / (r - \kappa) + \sigma \epsilon < \bar{\theta}$, $\delta < \kappa < r - \psi r / \underline{\theta}$ and $\psi \in (\underline{\psi}, \underline{\theta} - \beta_1 \tau_2 \kappa)$.

The new bounds on κ and δ in Assumption 2 assure that the issuer can always fully meet the redemption requests of the speculator, meaning that the speculator is not too large. Otherwise, the issuer would deplete all resources and be insolvent prior to the conversion game. This is because solvency, i.e. no rationing, at $t = 1$ now requires that $N(\kappa - \delta/N) + \delta < Nr$ and the new condition for weakly positive profits is given by:

$$\frac{\frac{r-\delta-(\kappa-\frac{\delta}{N})A}{r}\theta - \psi}{1 - (\kappa - \frac{\delta}{N})A} - \beta_g \tau_2 > 0, \forall g \in \{1, \dots, G\}, \theta \in [\underline{\theta}, \bar{\theta}],$$

which holds if $\psi < \underline{\theta} - \beta_1 \tau_2 \kappa$ and $\kappa \leq r - \psi r / \underline{\theta}$.

Note that $\bar{\Delta}_i(\theta, \delta) > 0, \forall \theta \in (\theta_\ell, \theta_h), g_i \in \{s, \dots, G\}$ if:

$$\psi > ((\beta_G - \alpha_G) \tau_2 + \tau_1)(1 - (\kappa - \delta/N)) \geq \underline{\psi}, \forall N \in [0, 1],$$

where I used $\theta_h(\delta, N) \equiv (1 - (\kappa - \delta/N))r / (r - \kappa) < r / (r - \kappa), \forall N \in [0, 1]$ such that $\delta < \kappa N$.

State $z = 1$: Borrower is a speculator. Due to the conversion demand by the speculator at the beginning of $t = 1$, the critical threshold $\hat{A}_1(N; \theta, \kappa, \delta)$ has to be modified:

$$\hat{A}_1(N; \theta_1, \delta) \equiv \frac{\theta_1 - 1 + \frac{\delta}{N} \left(1 - \frac{\theta_1}{r}\right)}{\left(\kappa - \frac{\delta}{N}\right) (\theta_1 - r)} r \quad (35)$$

and the indifference condition is now given by:

$$\Delta_{i,1}(A; \theta_1, N, \delta) = \begin{cases} (\beta_{g_i} - \alpha_{g_i}) \tau_2 - \tau_1 & \text{if } A \leq \hat{A}_1(N; \theta_1, \delta) \\ 1 + (\beta_{g_i} - \alpha_{g_i}) \tau_2 - \tau_1 - \frac{\frac{r-\delta-(\kappa-\frac{\delta}{N})A}{r}\theta_1 - \psi}{1 - \frac{\delta}{N} - (\kappa - \frac{\delta}{N})A} & \text{if } A > \hat{A}_1(N; \theta_1, \delta). \end{cases} \quad (36)$$

The equilibrium condition in state $z = 1$ when the borrower is a speculator is:

$$I_{\theta_1}(\theta_1^*, \ell, \mu_\ell; N, \delta) \equiv (\beta - \alpha - 2\bar{\gamma}(\ell; N, \delta)) \tau_2 - \tau_1 + \int_{\frac{\theta_1^* - 1 + \frac{\delta}{N} \left(1 - \frac{\theta_1^*}{r}\right)}{\left(\kappa - \frac{\delta}{N}\right) (\theta_1^* - r)} r \left(1 - \frac{\frac{r-\delta-(\kappa-\frac{\delta}{N})A}{r}\theta_1^* - \psi}{1 - \frac{\delta}{N} - (\kappa - \frac{\delta}{N})A}\right) dA = 0. \quad (37)$$

State $z = 2$: Borrower is not a speculator. Since the stablecoin borrower does not demand conversion at $t = 1$ independent of the fundamental realization, the threshold $\hat{A}_2(N; \theta_2, \delta)$ is higher than $\hat{A}_1(N; \theta_1, \delta)$:

$$\hat{A}_2(N; \theta_2, \delta) \equiv \frac{\theta_2 - 1}{\left(\kappa - \frac{\delta}{N}\right) (\theta_2 - r)} r > \hat{A}_1(N; \theta_1, \delta) \quad (38)$$

and the indifference condition is now given by:

$$\Delta_{i,2}(A; \theta_2, N, \delta) = \begin{cases} (\beta_{g_i} - \alpha_{g_i}) \tau_2 - \tau_1 & \text{if } A \leq \hat{A}_2(N; \theta_2, \delta) \\ 1 + (\beta_{g_i} - \alpha_{g_i}) \tau_2 - \tau_1 - \frac{\frac{r-(\kappa-\frac{\delta}{N})A}{r}\theta_2 - \psi}{1 - (\kappa - \frac{\delta}{N})A} & \text{if } A > \hat{A}_2(N; \theta_2, \delta). \end{cases} \quad (39)$$

The equilibrium condition in state $z = 1$ when the borrower is a speculator is:

$$I_{\theta_2}(\theta_2^*, \ell, \mu_\ell; N, \delta) \equiv (\beta - \alpha - 2\bar{\gamma}(\ell; N, \delta))\tau_2 - \tau_1 + \int_{\frac{\theta_2^* - 1}{(\kappa - \frac{\delta}{N})}}^1 r \left(1 - \frac{r - (\kappa - \frac{\delta}{N})A}{1 - (\kappa - \frac{\delta}{N})A} \theta_2^* - \psi \right) dA = 0. \quad (40)$$

Note that for a given N the equilibrium conditions in (37) and (40) diverge if δ increases and they converge to Equation (14) in the limit if $\delta \searrow 0$.

A.6.2 The stablecoin lending game at $t = 0$

For $\sigma \searrow 0$ the differential payoff of coin holder i belonging to group g_i from participating in stablecoin lending instead of abstaining from it is:

$$\Delta_i^\ell(\theta_1^*, \theta_2^*; \gamma_{g_i}, r_\ell) \equiv q \left(\int_{\underline{\theta}}^{\theta_1^*} \left((\kappa + r_\ell) \frac{r - \kappa}{1 - \kappa} \theta_1 - \psi - \kappa(1 - \tau_1 - \alpha_{g_i} \tau_2) \right) d\theta + \int_{\theta_1^*}^{\bar{\theta}} r_\ell d\theta \right) + (1 - q) \left(\int_{\underline{\theta}}^{\theta_2^*} \left((\kappa + r_\ell) \frac{r - \kappa + \frac{\delta}{N}}{1 - \kappa + \frac{\delta}{N}} \theta_2 - \psi - \kappa(1 - \tau_1 - \alpha_{g_i} \tau_2) \right) d\theta + \int_{\theta_2^*}^{\bar{\theta}} r_\ell d\theta \right). \quad (41)$$

Note that $d\Delta_i^\ell(\theta^*; \gamma_{g_i}, r_\ell) / d\gamma_{g_i} > 0$, meaning that coin holders belonging to a group with a higher probability of being matched with a seller who has a preference for coin payments do have a higher benefit from lending. Intuitively, they benefit less from the option to demand conversion to cash at $t = 1$, because it is more likely that they have to convert back to stablecoins at $t = 2$. Moreover, $d\theta_{1,2}^* / dr_\ell = 0$ and $d\Delta_i^\ell(\theta^*; \gamma_{g_i}, r_\ell) / dr_\ell > 0$.

The borrower optimally makes a take-it-or-leave-it offer that allows her to borrow δ coins at the lowest possible cost by optimally calibrating r_ℓ such that just enough stablecoin holders are willing to participate. Hence, the stablecoin lending equilibrium conditions are given by $\Delta_i^\ell(\theta_1^*, \theta_2^*; \gamma_\ell, r_\ell) = 0$ and Equation (34), which can be solved for the two unknowns r_ℓ and ℓ .

A.6.3 The modified stablecoins adoption game at $t = 0$

For $\sigma \searrow 0$ the modified differential payoff from adoption of consumer i belonging to group $g_i \in [s, \ell]$ is:

$$\Delta_i^0(\theta_1^*, \theta_2^*; \gamma_{g_i}) \equiv -(1 + r_d - \alpha_{g_i} \tau_2)(\bar{\theta} - \underline{\theta}) + q \left(\int_{\underline{\theta}}^{\theta_1^*} \left(\kappa(1 - \tau_1 - \alpha_{g_i} \tau_2) + (1 - \kappa) \left(\frac{r - \kappa}{1 - \kappa} \theta - \psi - \beta_{g_i} \tau_2 \right) \right) d\theta + \int_{\theta_1^*}^{\bar{\theta}} (1 - \beta_{g_i} \tau_2) d\theta \right) + (1 - q) \left(\int_{\underline{\theta}}^{\theta_2^*} \left(\kappa(1 - \tau_1 - \alpha_{g_i} \tau_2) + (1 - \kappa) \left(\frac{r - \kappa + \frac{\delta}{N}}{1 - \kappa + \frac{\delta}{N}} \theta - \psi - \beta_{g_i} \tau_2 \right) \right) d\theta + \int_{\theta_2^*}^{\bar{\theta}} (1 - \beta_{g_i} \tau_2) d\theta \right). \quad (42)$$

The solution to the adoption game solves $\Delta_i^0(\theta_1^*, \theta_2^*; \tilde{\gamma}) = 0$, where $\tilde{\gamma} \in [\gamma_1, \gamma_\ell]$. First, observe that for $q \searrow 0$ stablecoin lending promotes adoption by increasing Δ_i^0 . Second, observe that from the analysis of the stablecoin lending game $\Delta_i^0(\theta_1^*, \theta_2^*; \gamma_\ell) > 0$ if $\ell \geq s$, which is the relevant scenario. An important insight is that Δ_i^0 is independent of ℓ and of r_ℓ for $\ell > s$.

If the sparse distribution of groups results in no group having the threshold type $\tilde{\gamma}$, then the marginal

group s^* , the adoption rate N^* , and μ_s^* are given by:

$$\begin{aligned} s^*(\tilde{\gamma}) &= \arg \min_g \mathbb{1}_{\gamma_g > \tilde{\gamma}} \text{ if } \nexists g \text{ s.t. } \gamma_g = \tilde{\gamma} \\ \mu_s^* &= 0 \\ N^*(s^*, \mu_s^*) &= \sum_{g=s}^G m_g. \end{aligned}$$

Instead, if there exists a group s such that $\gamma_s = \tilde{\gamma}$, where $\mu_s^* \in [0, 1]$, then:

$$\begin{aligned} s^*(\tilde{\gamma}) &= \arg \min_g \mathbb{1}_{\gamma_g \geq \tilde{\gamma}} \text{ if } \exists g \text{ s.t. } \gamma_g = \tilde{\gamma} \\ N^*(s^*, \mu_s^*) &= \sum_{g=s+1}^G m_g + \mu_s m_s. \end{aligned}$$

Observe that the fixed size of the stablecoin lending market effectively means that r_ℓ^* is determined autonomously by $\Delta_i^\ell(\theta_1^*, \theta_2^*; \gamma_\ell, r_\ell) = 0$, because $I_{\theta_1}(\theta_1^*, \ell, \mu_\ell; N, \delta) = 0$ and $I_{\theta_2}(\theta_2^*, \ell, \mu_\ell; N, \delta) = 0$ only depend on δ (both, directly and indirectly via ℓ and μ_ℓ) and not on r_ℓ . Similarly, $\Delta_i^0(\theta_1^*, \theta_2^*; \tilde{\gamma}) = 0$ does not depend on r_ℓ , but only on δ (directly). I will use this insight in the comparative statics analysis of Proposition 8.

Recent Working Papers:

For a complete list of Working Papers published by Sveriges Riksbank, see www.riksbank.se

The Macroeconomic Effects of Trade Tariffs: Revisiting the Lerner Symmetry Result <i>by Jesper Lindé and Andrea Pescatori</i>	2019:363
Biased Forecasts to Affect Voting Decisions? The Brexit Case <i>by Davide Cipullo and André Reslow</i>	2019:364
The Interaction Between Fiscal and Monetary Policies: Evidence from Sweden <i>by Sebastian Ankargren and Hovick Shahnazarian</i>	2019:365
Designing a Simple Loss Function for Central Banks: Does a Dual Mandate Make Sense? <i>by Davide Debortoli, Jinill Kim and Jesper Lindé</i>	2019:366
Gains from Wage Flexibility and the Zero Lower Bound <i>by Roberto M. Billi and Jordi Galí</i>	2019:367
Fixed Wage Contracts and Monetary Non-Neutrality <i>by Maria Björklund, Mikael Carlsson and Oskar Nordström Skans</i>	2019:368
The Consequences of Uncertainty: Climate Sensitivity and Economic Sensitivity to the Climate <i>by John Hassler, Per Krusell and Conny Olovsson</i>	2019:369
Does Inflation Targeting Reduce the Dispersion of Price Setters' Inflation Expectations? <i>by Charlotte Paulie</i>	2019:370
Subsampling Sequential Monte Carlo for Static Bayesian Models <i>by David Gunawan, Khue-Dung Dang, Matias Quiroz, Robert Kohn and Minh-Ngoc Tran</i>	2019:371
Hamiltonian Monte Carlo with Energy Conserving Subsampling <i>by Khue-Dung Dang, Matias Quiroz, Robert Kohn, Minh-Ngoc Tran and Mattias Villani</i>	2019:372
Institutional Investors and Corporate Investment <i>by Cristina Cella</i>	2019:373
The Impact of Local Taxes and Public Services on Property Values <i>by Anna Grodecka and Isaiah Hull</i>	2019:374
Directed technical change as a response to natural-resource scarcity <i>by John Hassler, Per Krusell and Conny Olovsson</i>	2019:375
A Tale of Two Countries: Cash Demand in Canada and Sweden <i>by Walter Engert, Ben Fung and Björn Segendorf</i>	2019:376
Tax and spending shocks in the open economy: are the deficits twins? <i>by Mathias Klein and Ludger Linnemann</i>	2019:377
Mind the gap! Stylized dynamic facts and structural models <i>by Fabio Canova and Filippo Ferroni</i>	2019:378
Financial Buffers, Unemployment Duration and Replacement Labor Income <i>by Mats Levander</i>	2019:379
Inefficient Use of Competitors' Forecasts? <i>by André Reslow</i>	2019:380
How Much Information Do Monetary Policy Committees Disclose? Evidence from the FOMC's Minutes and Transcripts <i>by Mikael Apel, Marianna Blix Grimaldi and Isaiah Hull</i>	2019:381
Risk endogeneity at the lender/investor-of-last-resort <i>by Diego Caballero, André Lucas, Bernd Schwaab and Xin Zhang</i>	2019:382
Heterogeneity in Households' Expectations of Housing Prices – Evidence from Micro Data <i>by Erik Hjalmarsson and Pär Österholm</i>	2019:383
Big Broad Banks: How Does Cross-Selling A Affect Lending? <i>by Yingjie Qi</i>	2020:384
Unemployment Fluctuations and Nominal GDP Targeting <i>by Roberto Billi</i>	2020:385
FAQ: How do I extract the output gap? <i>by Fabio Canova</i>	2020:386

Drivers of consumer prices and exchange rates in small open economies <i>by Vesna Corbo and Paola Di Casola</i>	2020:387
TFP news, stock market booms and the business cycle: Revisiting the evidence with VEC models <i>by Paola Di Casola and Spyridon Sichlirmiris</i>	2020:388
The costs of macroprudential deleveraging in a liquidity trap <i>by Jiaqian Chen, Daria Finocchiaro, Jesper Lindé and Karl Walentin</i>	2020:389
The Role of Money in Monetary Policy at the Lower Bound <i>by Roberto M. Billi, Ulf Söderström and Carl E. Walsh</i>	2020:390
MAJA: A two-region DSGE model for Sweden and its main trading partners <i>by Vesna Corbo and Ingvar Strid</i>	2020:391
The interaction between macroprudential and monetary policies: The cases of Norway and Sweden <i>by Jin Cao, Valeriya Dinger, Anna Grodecka-Messi, Ragnar Juelsrud and Xin Zhang</i>	2020:392
Withering Cash: Is Sweden ahead of the curve or just special? <i>by Hanna Armelius, Carl Andreas Claussen and André Reslow</i>	2020:393
Labor shortages and wage growth <i>by Erik Frohm</i>	2020:394
Macro Uncertainty and Unemployment Risk <i>by Joonseok Oh and Anna Rogantini Picco</i>	2020:395
Monetary Policy Surprises, Central Bank Information Shocks, and Economic Activity in a Small Open Economy <i>by Stefan Laséen</i>	2020:396
Econometric issues with Laubach and Williams' estimates of the natural rate of interest <i>by Daniel Buncic</i>	2020:397
Quantum Technology for Economists <i>by Isaiah Hull, Or Sattath, Eleni Diamanti and Göran Wendin</i>	2020:398
Modeling extreme events: time-varying extreme tail shape <i>by Bernd Schwaab, Xin Zhang and André Lucas</i>	2020:399
The Effects of Government Spending in the Eurozone <i>by Ricardo Duque Gabriel, Mathias Klein and Ana Sofia Pessoa</i>	2020:400
Narrative Fragmentation and the Business Cycle <i>by Christoph Bertsch, Isaiah Hull and Xin Zhang</i>	2021:401
The Liquidity of the Government Bond Market – What Impact Does Quantitative Easing Have? Evidence from Sweden <i>by Marianna Blix Grimaldi, Alberto Crosta and Dong Zhang</i>	2021:402
Five Facts about the Distributional Income Effects of Monetary Policy <i>by Niklas Amberg, Thomas Jansson, Mathias Klein and Anna Rogantini Picco</i>	2021:403
When domestic and foreign QE overlap: evidence from Sweden <i>by Paola Di Casola and Pär Stockhammar</i>	2021:404
Dynamic Macroeconomic Implications of Immigration <i>by Conny Olovsson, Karl Walentin, and Andreas Westermark</i>	2021:405
Revisiting the Properties of Money <i>by Isaiah Hull and Or Sattath</i>	2021:406
The cost of disinflation in a small open economy vis-à-vis a closed economy <i>by Oleksandr Faryna, Magnus Jonsson and Nadiia Shapovalenko</i>	2021:407
On the Performance of Cryptocurrency Funds <i>by Daniele Bianchi and Mykola Babiak</i>	2021:408
The low-carbon transition, climate commitments and firm credit risk <i>by Sante Carbone, Margherita Giuzio, Sujit Kapadia, Johannes Sebastian Krämer, Ken Nyholm and Katia Vozian</i>	2022:409
Seemingly Irresponsible but Welfare Improving Fiscal Policy at the Lower Bound <i>by Roberto M. Billi and Carl E. Walsh</i>	2022:410
Pension Reform and Wealth Inequality: Evidence from Denmark <i>by Torben M. Andersen, Joydeep Bhattacharya, Anna Grodecka-Messi and Katja Mann</i>	2022:411

Inflation Targeting or Fiscal Activism? <i>by Roberto M. Billi</i>	2022:412
Trading volume and liquidity provision in cryptocurrency markets <i>by Daniele Bianchi, Mykola Babiak and Alexander Dickerson</i>	2022:413
DISPERSION OVER THE BUSINESS CYCLE: PASSTHROUGH, PRODUCTIVITY, AND DEMAND <i>by Mikael Carlsson, Alex Clymo and Knut-Eric Joslin</i>	2022:414
Electoral Cycles in Macroeconomic Forecasts <i>by Davide Cipullo and André Reslow</i>	2022:415
The Curious Incidence of Monetary Policy Across the Income Distribution <i>by Tobias Broer, John Kramer and Kurt Mitman</i>	2022:416
Central Bank Mandates and Monetary Policy Stances: through the Lens of Federal Reserve Speeches <i>by Christoph Bertsch, Isaiah Hull, Robin L. Lumsdaine, and Xin Zhang</i>	2022:417
The Political Costs of Austerity <i>by Ricardo Duque Gabriel, Mathias Klein and Ana Sofia Pessoa</i>	2022:418
Central bank asset purchases: Insights from quantitative easing auctions of government bonds <i>by Stefan Laséen</i>	2023:419
Greenflation? <i>by Conny Olovsson and David Vestin</i>	2023:420
Effects of foreign and domestic central bank government bond purchases in a small open economy DSGE model: Evidence from Sweden before and during the coronavirus pandemic <i>by Yildiz Akkaya, Carl-Johan Belfrage, Paola Di Casola and Ingvar Strid</i>	2023:421
Dynamic Credit Constraints: Theory and Evidence from Credit Lines* <i>by Niklas Amberg, Tor Jacobson, Vincenzo Quadrini and Anna Rogantini Picco</i>	2023:422



Sveriges Riksbank
Visiting address: Brunkebergs torg 11
Mail address: se-103 37 Stockholm

Website: www.riksbank.se
Telephone: +46 8 787 00 00, Fax: +46 8 21 05 31
E-mail: registratorn@riksbank.se