

Waidelich, Paul; Krug, Joscha; Steffen, Bjarne

**Working Paper**

## Mobilizing Credit for Clean Energy: De-Risking and Public Loan Provision under Learning Spillovers

CESifo Working Paper, No. 11118

**Provided in Cooperation with:**

Ifo Institute – Leibniz Institute for Economic Research at the University of Munich

*Suggested Citation:* Waidelich, Paul; Krug, Joscha; Steffen, Bjarne (2024) : Mobilizing Credit for Clean Energy: De-Risking and Public Loan Provision under Learning Spillovers, CESifo Working Paper, No. 11118, CESifo GmbH, Munich

This Version is available at:

<https://hdl.handle.net/10419/300046>

**Standard-Nutzungsbedingungen:**

Die Dokumente auf EconStor dürfen zu eigenen wissenschaftlichen Zwecken und zum Privatgebrauch gespeichert und kopiert werden.

Sie dürfen die Dokumente nicht für öffentliche oder kommerzielle Zwecke vervielfältigen, öffentlich ausstellen, öffentlich zugänglich machen, vertreiben oder anderweitig nutzen.

Sofern die Verfasser die Dokumente unter Open-Content-Lizenzen (insbesondere CC-Lizenzen) zur Verfügung gestellt haben sollten, gelten abweichend von diesen Nutzungsbedingungen die in der dort genannten Lizenz gewährten Nutzungsrechte.

**Terms of use:**

*Documents in EconStor may be saved and copied for your personal and scholarly purposes.*

*You are not to copy documents for public or commercial purposes, to exhibit the documents publicly, to make them publicly available on the internet, or to distribute or otherwise use the documents in public.*

*If the documents have been made available under an Open Content Licence (especially Creative Commons Licences), you may exercise further usage rights as specified in the indicated licence.*

# Mobilizing Credit for Clean Energy: De-Risking and Public Loan Provision under Learning Spillovers

*Paul Waidelich, Joscha Krug, Bjarne Steffen*

## **Impressum:**

CESifo Working Papers

ISSN 2364-1428 (electronic version)

Publisher and distributor: Munich Society for the Promotion of Economic Research - CESifo GmbH

The international platform of Ludwigs-Maximilians University's Center for Economic Studies and the ifo Institute

Poschingerstr. 5, 81679 Munich, Germany

Telephone +49 (0)89 2180-2740, Telefax +49 (0)89 2180-17845, email [office@cesifo.de](mailto:office@cesifo.de)

Editor: Clemens Fuest

<https://www.cesifo.org/en/wp>

An electronic version of the paper may be downloaded

- from the SSRN website: [www.SSRN.com](http://www.SSRN.com)
- from the RePEc website: [www.RePEc.org](http://www.RePEc.org)
- from the CESifo website: <https://www.cesifo.org/en/wp>

# Mobilizing Credit for Clean Energy: De-Risking and Public Loan Provision under Learning Spillovers

## Abstract

Policymakers regularly rely on public financial institutions and government offices to provide loans for clean energy projects. However, both the market failures that public loan provision addresses and its role in a policy strategy that also features instruments directly addressing environmental and innovation externalities remain unclear. Here, we develop a model of banks providing loans for clean energy projects that use a novel technology. This early-stage lending builds up banks' financing experience, which spills over to peers and hence is undersupplied by the market. In addition to this cooperation problem, bankability requirements can result in a coordination failure whereby the banking sector remains stuck in an equilibrium with no loans for the novel technology even when a preferable equilibrium with loans exists. Public provision of early-stage loans is inferior to de-risking instruments in solving this cooperation problem because it crowds out private banks' loan provision. However, public loan provision—ideally in combination with additional de-risking measures to support banks in internalizing learning spillovers—can more effectively resolve the coordination failure by pushing the banking sector to a better equilibrium.

JEL-Codes: G210, H810, Q480, Q550.

Keywords: climate policy, credit guarantees, government loans, multiple equilibria, renewable energy, state investment bank.

*Paul Waidelich\**  
*Climate Finance and Policy Group*  
*ETH Zurich / Switzerland*  
*paul.waidelich@gess.ethz.ch*

*Joscha Krug*  
*Research Unit "Environmental and Climate*  
*Economics", ZEW and University of*  
*Mannheim / Germany*  
*joscha.krug@zew.de*

*Bjarne Steffen*  
*Climate Finance and Policy Group*  
*ETH Zurich / Switzerland*  
*bjarne.steffen@gess.ethz.ch*

\*corresponding author

May 6, 2024

For valuable comments, the authors thank participants at the EAERE 2023 Annual Conference, the 9th Atlantic Workshop on Energy and Environmental Economics 2022, and the YEEES Spring Seminar 2022. This work received funding from an ERC Starting Grant awarded by the European Research Council (ERC) (Grant Agreement No. 948220, Project GREENFIN).

# 1 Introduction

To mitigate dangerous climate change, investments in clean energy technologies must grow considerably (IEA, 2022; IPCC, 2022; Klaaßen & Steffen, 2023). The magnitude of the necessary investments requires the mobilization of private-sector financing, including large amounts of debt for capital-intensive technologies such as renewables (Polzin et al., 2019; Waidelich & Steffen, 2024). To achieve clean energy investment at a societally optimal level, economic theory suggests that research subsidies and carbon pricing be combined such that the effect of knowledge spillovers and climate externalities are internalized (Acemoglu et al., 2012; Borenstein, 2012). Further, technology-specific subsidies can be an alternative if carbon pricing is not available (Abrell et al., 2019). In practice, however, policymakers regularly opt for financial measures such as interest rate subsidies or credit guarantees to de-risk clean energy financing and also provide debt finance directly to projects through public financial institutions or offices.

These financial measures are typically used in addition to other policy instruments that already address the climate externality. In the United States, for example, the Department of Energy’s Loan Programs Office provides loans and credit guarantees to utility-scale clean energy projects, and under the Inflation Reduction Act, the U.S. Environmental Protection Agency recently awarded USD 5 billion to create a new national green bank (Coalition for Green Capital, 2024). In Europe and other OECD countries, state investment banks are remarkably active in renewable energy lending, particularly for higher-risk technologies such as offshore wind, where they have featured in over 70% of all the debt financing deals of the past two decades (Waidelich & Steffen, 2024). In addition, an increasing number of governments around the world have created public green banks that provide loans and de-risking measures (Whitney et al., 2020).

Despite the widespread use of public loan provision for the clean energy transition, the economics literature rationalizing adding public loan provision to policy strategy is sparse and provides little guidance on when to favor the direct market activity of public banks over de-risking instruments. Previous sector-agnostic studies predominantly discuss the two policies in light of credit rationing arising from adverse selection, screening costs, or unconsidered social externalities (Eslava & Freixas, 2021; Hainz & Hakenes, 2012; Williamson, 1994); moral hazard for borrowers (Arping et al., 2010) and cyclical credit crunches (Eslava & Freixas, 2021; Mazzucato & Penna, 2016); or adverse incentives due to legacy portfolios (Degryse et al., 2020; Minetti, 2011). Far less emphasis has been placed on financiers *learning* about novel clean energy technologies through lending. By contrast, learning-by-doing processes at the technology level are prevalent in economic theory (Thompson, 2012) and numerical modeling (Gillingham et al., 2008). They are typically modeled via unit costs that decrease in cumulative production experience, which potentially spills over to competitors (Lindman & Söderholm, 2012; Schauf & Schwenen, 2021; Spence, 1981).

Empirical work has extended these concepts to clean energy financing, showing that increases in cumulative financing and financiers' corresponding experience have coincided with substantial reductions in the cost of capital for solar photovoltaics and onshore wind (Egli, 2020; Egli et al., 2018). However, we lack a theoretical understanding of what this implies for optimal *policy* to mobilize financing for the clean energy transition. In particular, the existing literature lacks clarity on the need for financial policy measures if other policy interventions already sufficiently address technology-level and consumer-level market failures, such as climate externalities, knowledge spillovers, or lack of demand due to bounded rationality (Borenstein, 2012; Popp, 2019).

To address this gap, this paper investigates the potential and limitations of public loan provision and de-risking measures by developing a model of loans for clean energy projects using a novel technology that the banking sector is not (yet) familiar with. This setup accurately depicts the project loan market in key sectors for the energy transition, such as offshore wind and energy storage, in many regions. In the model, risky early-stage loans build up the banking sector's experience with the novel technology and thus improve future risk-adjusted returns by lowering uncertainties and transaction costs. Hence, early-stage credit to the novel technology causes a positive externality to other lenders, resulting in two different market failures. First, uninternalized learning spillovers imply a *cooperation problem* between banks and lead to an under-supply of early-stage credit. Here, using public loan provision to address this problem is inferior to de-risking instruments because public loans reduce the willingness of commercial banks to incur early-stage risk themselves and therefore crowds out private loan provision. Second, minimum risk–return requirements for a project to be “bankable” can result in a *coordination failure* where the banking sector remains stuck in a Nash equilibrium with no loans for the immature technology, despite the fact that a better market equilibrium in which the novel technology receives loans is, in principle, possible. In this case, a sufficiently sized public loan provider, such as a public green bank, can push the banking sector to a better equilibrium, particularly if combined with additional de-risking policies to internalize learning spillovers to other banks.

This paper extends the argument by Rodrik (1996) that “when multiple equilibria exist, the role of government policy is to move the economy out of the bad equilibrium into the good one” to the case of financial policies and public loan provision to novel technologies. Importantly, our model does not require any market failures on the technology and consumer level to justify the policy intervention. The model thus clarifies the role of public loan provision and de-risking measures in a climate policy strategy that already features instruments such as carbon pricing and research and development subsidies. Our work expands the theoretical understanding of optimal climate policy strategies and indicates under which conditions different financial measures should be considered.

The remainder of this paper is structured as follows. Section 2 summarizes the ex-

tant literature and clarifies the research gap we address through our model, the general framework of which is introduced in Section 3. Section 4 compares the socially optimal loan financing amount to the market outcome without policy intervention. Section 5 introduces a de-risking instrument and public loan provision as two stylized policy options to address potential market failures. Finally, Section 6 concludes with a discussion of the policy implications of our findings.

## 2 Literature review

Clean energy technologies require substantial upfront financing due to their high capital intensity (Borenstein, 2012). Therefore, their cost-competitiveness for large-scale deployment strongly depends on the cost of capital (Hirth & Steckel, 2016; Stocks, 1984), which can be reduced substantially through debt financing (Schmidt et al., 2019)—particularly if higher leverage ratios can be obtained by using project finance (Steffen, 2018). However, this requires bank loans when technologies and firms have not matured sufficiently to tap bond markets (Berger & Udell, 1998), making accessible credit key for the ramp-up of these technologies. However, credit may be rationed due to financial market frictions (Stiglitz, 1993) and remaining externalities at the technology level (Popp, 2019). Indeed, there is empirical evidence that emerging clean energy technologies face financing constraints (cf. Haas and Kempa, 2023, for an overview).

Modern banking theory has studied the potential of credit guarantees or interest rate subsidies to mitigate inefficient credit rationing in general (Arping et al., 2010; Hainz & Hakenes, 2012; Janda, 2011; Minelli & Modica, 2009; Philippon & Skreta, 2012). These insights on de-risking measures have been extended to the case of low-carbon technologies (Haas & Kempa, 2023), but there is less theoretical clarity about which role, if any, should be played by the public provision of loans for clean energy projects. The extant literature centers primarily on public (green) banks—which typically engage in both loan provision and de-risking (Eslava & Freixas, 2021; Whitney et al., 2020)—and suggests various reasons why these institutions may limit the extent of credit rationing for low-carbon technologies.

One suggestion is that public loan programs and development banks provide counter-cyclical financing in times of credit crunches (Eslava & Freixas, 2021; Mazzucato & Penna, 2016). However, this notion has not been empirically confirmed for the energy sector specifically (Waidelich & Steffen, 2024), and the question remains why economy-wide credit crunches should be addressed by sector-specific policy interventions instead of general counter-cyclical fiscal and monetary policy. Studies further cite high risk premia and discount rates at private banks as a rationale for public loan provision (Lehmann & Söderholm, 2018; Mazzucato & Penna, 2016). From an efficiency point of view, the preferences of market players per se cannot represent a market failure. This argument

requires either the existence of remaining externalities at the technology level or assuming that the optimal social discount rate is lower than the rate applied by private-sector financiers. Furthermore, the argument abstracts from well-established reasons why banks act in more risk-averse ways than other types of investors, such as regulatory capital requirements or the risk of having to raise external finance due to unexpected deposit withdrawals (Diamond & Dybvig, 1983; Froot & Stein, 1998). Banks, unlike equity investors, cannot participate in any project upsides and hence focus on mitigating default risks.

Another strand of literature argues that novel technologies threaten the value of banks' legacy positions and their information stock in incumbent technologies, calling for new institutions with clean slates (Degryse et al., 2020; Minetti, 2011). This argument primarily motivates sufficient anti-trust policies for the banking sector and underlines the potential benefit of a new entrant bank. However, it provides little reason why the new entrant bank should be public, particularly since dedicated green commercial banks are often important first movers for clean energy technologies (Zhang, 2020). More sector-agnostic studies have motivated the need for public loan provision based on two issues: first, the existence of projects with a negative net present value that are socially desirable—although, in the case of clean energy, this might be better addressed through first-best policies outside the financial sector; and second, information asymmetries in the form of inefficiently low screening efforts when borrower types are unknown to banks, screening is costly, and project screening outcomes are observable to competitors (Eslava & Freixas, 2021; Hainz & Hakenes, 2012; Williamson, 1994).

Similar to this screening benefit argument, Geddes et al. (2018) highlight that, aside from providing loans and de-risking investments, public green banks often educate markets on novel technologies and provide strong signals on their economic viability. This behavior is motivated by the fact that novel technologies are not only subject to technological learning but also improve their risk–return profile as financing experience accumulates. This is because an expanding credit track record reduces banks' uncertainty about the default probability of projects (Egli et al., 2018) and more experienced debt providers can extract more value from pledged collateral, which reduces losses in the event that a borrower defaults (Minetti, 2011). More experience will also enable lenders to identify relevant loan covenants and to reduce the transaction costs per loan since application reviews can be streamlined and contracts can be standardized (Umbeck & Chatfield, 1982). In the case of syndicated loans in project finance, the predominant financing structure for renewable energy technologies (IRENA, 2023; Steffen, 2018), experience further allows for the standardization of deal structures, the conclusion of frame contracts, and the emergence of proven networks of financiers and financial/technical/legal advisors, all of which can reduce both transaction costs and necessary risk contingencies (Egli et al., 2018; Gatti, 2013). These findings from empirical interview studies highlight the



need for a rigorous theoretical consideration of market failures and the need for policy if technology- and consumer-level externalities have been sufficiently priced in.

Therefore, we formalize these considerations into a model for bank loans and account for learning spillovers by building on a recent strand of literature incorporating learning effects into models of individual investors' technology investment decisions. In particular, Della Seta et al. (2012) model a novel technology whose marginal costs decrease in cumulative output and find that optimal investment involves significant initial losses that are compensated by later-stage gains, making the technology particularly prone to downside risk. Their model is extended by Sarkar and Zhang (2020), who introduce the option of debt-financing, which leads to more and earlier investment. They conclude that unless there are exogenous borrowing constraints, the optimal gearing ratio is higher if costs decrease faster in cumulative output. Moreover, Way et al. (2019) explore the optimal portfolio allocation between investments in two technologies under stochastic learning rates and risk aversion. Their model produces a trade-off between specializing in one technology to drive down costs and diversifying to hedge against downsides. It requires numerical optimization to be solved as the learning feedback introduces multiple local optima. Finally, Lehmann and Söderholm (2018) review theoretical rationales for renewable energy support schemes in a partial equilibrium framework, including technological learning where second-period costs decrease convexly in first-period output. They suggest that a subsidy scheme can overcome financial market failures caused by inefficiently high risk aversion and discount rates by a private investor.

While these previous modeling studies of technology investment decisions take the perspective of a single equity investor, we study the interplay between multiple debt providers and include learning spillovers. In doing so, our paper suggests another important reason for credit rationing: coordination failure between borrowers to gain sufficient experience with a novel clean energy technology. In this regard, our work is related to Haas and Kempa (2023), who explain credit rationing for clean energy technology firms with information asymmetries and unobservable project characteristics that can be addressed via de-risking. However, their model does not endogenize risks or financing experience. Therefore, neither their model nor, to the best of our knowledge, any other paper formally assesses public loan provision as a policy instrument and its role relative to de-risking measures in the context of learning effects.

### 3 General framework

We consider a two-period financial sector model populated by a discrete number  $N$  of banks. Banks are homogeneous and, in each period, face loan applications by projects using a novel clean energy technology. Here,  $l_{i,t}$  represents the overall amount of loan financing granted by bank  $i$  in period  $t$ , which is financed via deposits. We assume that

the desired capacity expansion for the new (low-carbon) technology, and hence the total demand for loans, denoted as  $D$  for the first period, is determined exogenously by policy interventions in the energy sector (e.g., renewable portfolio standards, renewable energy auctions, or carbon prices). In the second period, the demand for loans increases by an exogenous factor  $\psi > 1$ . To abstract from the issue of banking sector concentration, which has been studied extensively elsewhere (cf. Freixas and Rochet, 2023, for an overview), demand is allocated symmetrically across banks, such that

$$l_{i,1} \in [0, \frac{D}{N}], l_{i,2} \in [0, \frac{\psi D}{N}] \quad \forall i = 1, \dots, N. \quad (1)$$

The two-period setup is motivated by two factors: first, the common bifurcation in financial markets, whereby technologies either are too novel (and hence risky) to attract debt finance or are already mature enough to attract debt finance (i.e., “bankable”); second, the fact that deployment in novel technologies, particularly under continued policy support, can ramp up considerably, which we represent here with the  $\psi$  parameter. In our model, each period should be considered as representing multiple years such that loans are paid out at the beginning of each period and paid back with interest by its end. In the first, “early-stage” period, the novel clean energy technology is still financially immature and hence risky, while its risk–return structure can improve in the second, “later-stage” period. Therefore, on every unit of early-stage loans  $l_{i,1}$ , bank  $i$  earns the following risk-adjusted net return

$$r - \bar{c} - r_D \quad (2)$$

where  $r$  denotes the risk-adjusted return that banks can earn on loans at full financial maturity.<sup>1</sup> The primary source of risk is each project’s probability of default, which we do not model explicitly. Instead, we assume that the risk-adjusted return  $r$  is monotonically increasing in the expected return and monotonically decreasing in the return variance and the banks’ degree of risk aversion.  $\bar{c}$  represents a strictly positive, constant penalty on the risk-adjusted return due to financial immaturity, comprised of the risk premium for the novel technology and the higher screening costs due to a lack of experience assessing credit applications.  $r_D$  denotes the rate paid out to compensate deposit holders.

On every unit of later-stage loans  $l_{i,2}$ , bank  $i$  earns the following return

$$r - c\left(\tilde{L}_{i,1}\right) - r_D \quad (3)$$

---

<sup>1</sup>Here, we assume that there is no price feedback between the aggregate loan supply and the interest rate paid by projects. Relaxing this assumption for, as one example, a linear demand curve would effectively turn our model into a symmetric two-stage Cournot game, where, if  $N$  is finite, interest rate concerns further depress the number of loans that each bank is willing to supply.

where

$$\tilde{L}_{i,1} := l_{i,1} + \gamma \sum_{j \neq i} l_{j,1} \quad (4)$$

denotes the financing experience gained by bank  $i$  through their own first-period loan financing and the financing provided by their peers.<sup>2</sup> Therefore, early-stage loans for the novel technology at  $t = 1$  impose a positive experience externality on other banks by improving their later-stage risk-adjusted return at  $t = 2$ . Without early-stage loan financing by any bank, no learning gains are realized, i.e.,  $c(0) = \bar{c}$ . Because of diminishing returns to experience, we further assume that  $c$  decreases convexly in  $\tilde{L}_{i,1}$  but remains nonnegative.<sup>3</sup> Learning spillovers between banks are imperfect, which is represented by  $\gamma \in (0, 1)$ . A higher value of  $\gamma$  can denote that banks are more transparent about their financing experience, that their absorptive capacity is higher, or that they regard their peers as more competent and, hence, the financing decisions made by other banks as more instructive.

In this paper, we investigate market failures and policy interventions for novel clean energy technologies that have sufficient potential to become profitable from a lender's perspective at a later stage but are not immediately attractive at an early stage due to lack of experience. Therefore, we assume a negative spread between the risk-adjusted return on loans at full financial immaturity and the deposit rate:

$$r < \bar{c} + r_D. \quad (5)$$

By contrast, if all banks provide the full amount of early-stage financing, the spread would turn positive such that

$$r > c \left( D \frac{\tilde{N}}{N} \right) + r_D \quad (6)$$

where

$$\tilde{N} := 1 + \gamma(N - 1) < N. \quad (7)$$

The term  $\frac{\tilde{N}}{N} < 1$  accounts for the loss of financing experience due to imperfect spillovers. The risk-adjusted return in the second, later-stage period  $r - c(\tilde{L}_{i,1})$  is concavely increasing in  $\tilde{L}_{i,1}$  and bounded between  $r - \bar{c}$  and  $r$ , as displayed in Figure 1.

---

<sup>2</sup>Note that we use capitalized  $L$  for aggregates of loan amounts across banks and lowercase  $l$  for loan amounts of individual banks.

<sup>3</sup>Our restrictions that  $c \geq 0, c' < 0, c'' > 0$  nest the most common functional forms for technological and financial learning curves in the literature (Della Seta et al., 2012; Egli et al., 2018; Samadi, 2018; Thompson, 2012). There are at least two potential microfoundations for this functional form of  $c$ : first, decreasing transaction costs of credit screening due to the banking sector's learning-by-doing; second, Bayesian updating about a novel technology's unknown default rate with every loan-financed project, assuming that banks are risk-averse and hence apply a risk premium that scales with the uncertainty about the true default rate.

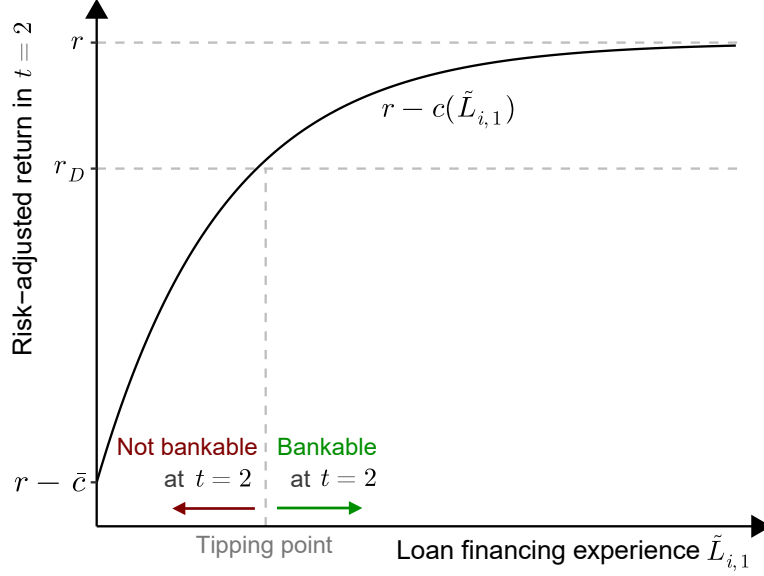


Figure 1: Risk-adjusted return on loans in  $t = 2$ .

Combining the considerations above, the risk-adjusted profits of bank  $i$  discounted to  $t = 1$  can be written as

$$\pi_i(l_{i,1}, l_{i,2}, \tilde{L}_{i,1}) = \underbrace{(r - \bar{c} - r_D) l_{i,1}}_{\text{Early-stage losses}} + \beta \underbrace{(r - c(\tilde{L}_{i,1}) - r_D) l_{i,2}}_{\text{Potential later-stage gains}} \quad (8)$$

where  $\beta \in (0, 1)$  is the discount factor common to all banks. To strike a profit, early-stage losses must be compensated by later-stage gains. Therefore, bank  $i$  will only provide loans for the novel technology at  $t = 2$  if the financing experience from the first period  $\tilde{L}_{i,1}$  is sufficiently high to push the risk-adjusted return above  $r_D$ . If this is the case, we will refer to the novel technology as being “bankable” at  $t = 2$ . The lending decision of bank  $i$  at  $t = 2$  only depends on whether the financing experience gained at  $t = 1$  renders the novel technology bankable and causes no further externalities to other banks. To avoid situations where banks are indifferent between outcomes, we assume that if two outcomes yield the same risk-adjusted return or profits, banks strictly prefer the one with less loan financing. This gives us the following simple rule for the later-stage loan financing at  $t = 2$ :

**Lemma 1.** *Let  $(l_{i,1}, l_{i,2})$  be the loan financing amounts for any bank  $i$ . Then*

$$l_{i,2} = \begin{cases} 0 & \text{if } r - c(\tilde{L}_{i,1}) \leq r_D \\ \psi \frac{D}{N} & \text{otherwise.} \end{cases} \quad (9)$$

*Proof.* See Appendix B.1. □

Hence, in the later-stage period, banks either finance the technology’s entire loan

demand if the early-stage financing experience provides a positive return spread or refrain from any loan financing at  $t = 2$ .

Notably, our model is populated by banks only and hence does not feature any externalities at the technology or the consumer levels. This serves to clarify if and why market failures in the banking sector can arise even if other market failures are already addressed. However, the model can be easily extended to incorporate additional externalities that bank financing might face if project sponsors are unwilling to move forward without bank loans.

## 4 Social optimum and market outcome

In our model, the socially optimal solution maximizes the sum of present-value profits over all banks:

$$\max_{\{l_{i,1}, l_{i,2}\}_{i=1}^N} \sum_i \pi_i(l_{i,1}, l_{i,2}, \tilde{L}_{i,1}) \quad \text{s.t.} \quad l_{i,1} \in [0, \frac{D}{N}], l_{i,2} \in [0, \psi \frac{D}{N}]. \quad (10)$$

The full Karush-Kuhn-Tucker conditions are provided in Appendix B and reflect that, in the unconstrained optimum,  $l_{i,1}$  should be chosen to equate the return spread at  $t = 1$  and the marginal learning gain such that

$$-\underbrace{\beta(c'(\tilde{L}_{i,1}^{SO})l_{i,2}^{SO})}_{\text{Learning gain to bank } i} + \underbrace{\gamma \sum_{j \neq i} c'(\tilde{L}_{j,1}^{SO})l_{j,2}^{SO}}_{\text{Learning gain to peers}} = \underbrace{\bar{c} + r_D - r}_{\text{Initial return spread (= loss)}}, \quad (11)$$

which might not hold in the constrained optimum if the demand or nonnegativity constraint on  $l_{i,1}$  bind. Note that the left-hand side of Equation 11 is positive since  $c' < 0$ .

An asymmetric solution to the optimization problem in Equation 10 cannot be ruled out entirely but significantly limits the analytic tractability of our model. Therefore, we impose symmetry on the social optimum, as is common in the literature (Eslava & Freixas, 2021). This means that

$$l_{i,t}^{SO} = l_t^{SO} \quad \forall i = 1, \dots, N \quad (12)$$

which by Lemma 1 also implies symmetry in the later-stage loan financing. This is a mild assumption because banks are homogeneous *and* because the profit of each bank  $\pi_i(\cdot)$  is strictly concave in  $\tilde{L}_{i,1}$ . For this reason, allocating early-stage loan financing amounts asymmetrically between firms (which leads to a heterogeneous financing experience  $\tilde{L}_{i,1}$  as  $\gamma < 1$ ) is typically dominated by a symmetric allocation. Combining Lemma 1 with the first- and second-order conditions results in the following proposition:

**Proposition 1.** Let  $l_1^* := \tilde{N}^{-1}(c')^{-1} \left( -\frac{\bar{c} + r_D - r}{\beta \frac{\tilde{N}}{N} \psi D} \right)$  denote the unconstrained symmetric solution to the first-order condition in Equation 11, and let  $(c')^{-1}(\cdot)$  denote the inverse function of  $c'$ .<sup>4</sup> Then, the unique symmetric social optimum  $(l_1^{SO}, l_2^{SO})$  is either

- an immediate financing scenario in which every bank provides the full loan financing amount in the first and second period ( $\frac{D}{N}$  and  $\psi \frac{D}{N}$ , respectively), or
- a gradual financing scenario in which each bank provides  $l_1^* < \frac{D}{N}$  at  $t = 1$  before providing full loan financing at  $t = 2$ , or
- a no-financing scenario in which banks do not provide any loan financing in either period.

For the gradual or immediate financing scenario to exist, each bank must strike strictly positive present-value profits.

*Proof.* See Appendix B. □

Here,  $l_1^*$  denotes the loan financing amount for which the marginal learning gains and the initial return spread balance (prior to any demand or nonnegativity constraints). At the technology level, comparative statics (see Appendix B) reveal that a more favorable risk–return profile (i.e., a higher risk-adjusted return at full maturity  $r$  and a lower initial immaturity penalty  $\bar{c}$ ) make a no-financing optimum less likely and increase the socially optimal early-stage financing  $l_1^{SO}$ . At the financier level, the same holds if the initial loan demand by projects using the novel technology is higher ( $D \uparrow$ ) and grows more strongly in the second period ( $\psi \uparrow$ ), which increases the scope for learning effects, or if deposits are cheaper ( $r_D \downarrow$ ). The socially optimal  $l_1^{SO}$  is also higher if banks are more patient ( $\beta \uparrow$ ). However, a less concentrated banking sector ( $N \uparrow$ ) will decrease the loan financing in the optimum because, ceteris paribus, this implies more spillover losses of financing experience as long as  $\gamma < 1$ .

Since the social optimum is symmetric and, by Lemma 1,  $l_{i,2}$  is a binary function of  $l_{i,1}$ , we can plot total profits  $\sum_i \pi_i(\cdot)$  as a function of the first-period financing experience  $\tilde{L}_1 = \tilde{N}l_1$ . In the left panel of Figure 2, we show this for the gradual-financing optimum (i.e., for a scenario under which total profits peak above zero for some  $\tilde{L}_1 < \frac{\tilde{N}}{N}D$ ). For very low amounts of financing at  $t = 1$ , the risk-adjusted return on loans at  $t = 2$  remains below  $r_D$  such that, by Lemma 1, banks do not grant any loans and hence make zero profits from the new technology in the second period. At the same time, profits at  $t = 1$  decrease linearly since, for every unit of  $l_1$ , each bank loses the initial return spread  $r_D + \bar{c} - r$ . Therefore, small values of early-stage loan financing that are insufficient to render loans bankable at a later stage reduce overall profits below zero.

---

<sup>4</sup>Note that  $c'$  is monotonically increasing, and hence  $(c')^{-1}$  exists and is monotonically increasing.

If  $l_1$  increases further, the risk-adjusted return at  $t = 2$  at some point equals the deposit rate  $r_D$  (blue line). Beyond this point, loans become profitable at  $t = 2$ , and hence banks will meet the entire loan demand such that  $l_2 = \psi \frac{D}{N}$ . Note that profits increase concavely because returns on financing experience are diminishing as  $c$  is convex. However, the positive profits at  $t = 2$  do not immediately offset the incurred losses at  $t = 1$ . It takes some additional increase in  $l_1$  (i.e., further learning gains) until banks break even in present-value terms (grey line). As long as the marginal return on  $l_1$  (i.e., the marginal learning gain to all banks plus  $r - \bar{c}$ ) exceeds  $r_D$ , a higher  $l_1$  increases profits further until the marginal return and deposit rate equal in the social optimum (green line). Beyond this point, the marginal learning gain no longer compensates for the early-stage losses, and profits again fall.

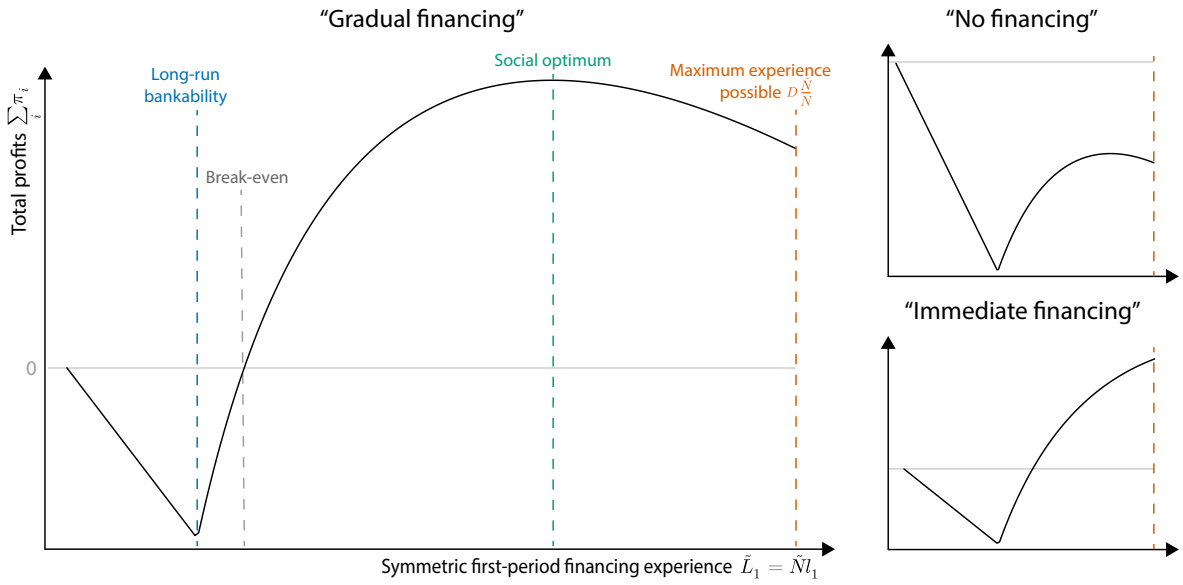


Figure 2: Aggregate bank profits over early-stage loan financing.

Visually speaking, the gradual-financing optimum displayed in Figure 2 exists if the concave section of  $\sum_i \pi_i(\cdot)$  peaks within the banking sector's available resources (for some  $\tilde{L}_1 < \frac{\tilde{N}}{N}D$ ) and above zero. The other two potential optima in Proposition 1 have equally straightforward interpretations and are displayed in the right panel of Figure 2. The no-financing scenario is optimal if the concave section does not exceed zero for any  $\tilde{L}_1 \in [0, \frac{\tilde{N}}{N}D]$ . The immediate-financing optimum requires that the concave section only peaks after  $\frac{\tilde{N}}{N}D$ , but that total profits at this point already exceed zero.

By contrast, in a market outcome, each individually rational bank carries out the following profit maximization:

$$\max_{l_{i,1}, l_{i,2}} \pi_i(l_{i,1}, l_{i,2}, \tilde{L}_{i,1}) \quad \text{s.t. } l_{i,1} \in [0, \frac{D}{N}], l_{i,2} \in [0, \psi \frac{D}{N}]. \quad (13)$$

The first-order conditions, given in Appendix C.1, are similar to those given in Equation

11, except that banks do not take into account how their own early-stage financing improves the later-stage risk-adjusted return for their peers.

However, the solution to the maximization problem of bank  $i$  still depends on their peers' behavior. For a fully fragmented banking sector (i.e., if  $N \rightarrow \infty$ ), it is trivial to show that bank  $i$ 's contribution to its own financing experience stock  $\tilde{L}_{i,1}$  becomes negligible unless  $\gamma \rightarrow 0$ . Note that early-stage loans in the model come at a loss in  $t = 1$  and can only be profitable through their impact on  $\tilde{L}_{i,1}$  and thus profits in  $t = 2$ . For  $N \rightarrow \infty$  where  $l_{i,1}$  has no meaningful impact on  $\tilde{L}_{i,1}$ , the only possible market outcome is  $(l_{i,1}, l_{i,2}) = (0, 0) \forall i = 1, \dots, N$ . However, banking sectors typically do not exhibit this perfect degree of competition (Freixas & Rochet, 2023; Stiglitz, 1993). We instead consider a finite number of  $N$ , solve for possible Nash equilibria, and arrive at the following result:

**Proposition 2.** *The set of Nash equilibria under the market outcome can be characterized as follows:*

- *The possible Nash equilibria are all symmetric and feature a no-financing equilibrium, a gradual-financing equilibrium where each bank provides  $l_1^{*NE} := \tilde{N}^{-1}(c')^{-1} \left( -\frac{\bar{c} + r_D - r}{\beta \psi \frac{D}{N}} \right) < \frac{D}{N}$  at  $t = 1$ , and an immediate-financing equilibrium.*
- *If the gradual-financing equilibrium exists, the immediate-financing equilibrium does not exist, and vice-versa. Both require strictly positive profits for each bank to exist.*
- *Both the gradual-financing and the immediate-financing equilibria can co-exist with the no-financing equilibrium.*
- *The early-stage loan provision in any Nash equilibrium is strictly lower than the social optimum, except for the trivial case, in which both the social optimum and the Nash equilibrium are immediate financing or no financing.*

*Proof.* See Appendix C. □

The intuition for the symmetry of the Nash equilibrium can be illustrated as follows: consider the simplified case of only two banks  $i$  and  $j$  and an interior solution, and assume for contradiction that a Nash equilibrium with  $l_{j,1} > l_{i,1}$  exists. This implies that bank  $j$ 's learning experience ( $l_{j,1} + \gamma l_{i,1}$ ) is greater than bank  $i$ 's by exactly  $(1 - \gamma)(l_{j,1} - l_{i,1})$ . However, note that  $i$ 's and  $j$ 's marginal learning gains must be equal in the optimum because both banks are homogeneous and face the same marginal first-period losses. Since marginal learning gains are strictly decreasing, both banks' first-period learning experience must be identical, which requires that  $l_{j,1} = l_{i,1}$  since  $\gamma < 1$  (i.e., we have imperfect spillovers).



Notably, the closed-form expressions for the potential gradual-financing social optimum  $l_1^*$  and the gradual-financing Nash equilibrium  $l_1^{*NE}$  are almost identical. However, the latter features only the individual loan amount at  $t = 2$  (i.e.,  $\psi \frac{D}{N}$ ) and not the overall loan amount net of spillover losses (i.e.,  $\psi \frac{\tilde{N}}{N} D$ ). As a result,  $l_1^{*NE}$  is weakly but not strictly lower than  $l_1^{SO}$  because if no financing is socially optimal, this is the outcome the market will provide. In addition, it could theoretically be that the risk–return structure is so beneficial that immediate financing is not only the social optimum but also a Nash equilibrium. However, the policy implications of such a setting extrapolate well from the more relevant setting in which only a gradual financing equilibrium exists, with the main exception that there is less of a rationale for de-risking measures. For this reason, we place less emphasis on the case where immediate financing is both the social optimum and a market equilibrium in the following discussion of market failures and policy instruments.

Since the market outcome must be symmetric, the conditions in Proposition 2 under which the different Nash equilibria exist have straightforward visual interpretations. We display the possible market outcomes as well as bank  $i$ 's best response function under a gradual-financing social optimum in Figure 3. The no-financing equilibrium (left yellow ring) exists unless a single bank  $i$  can push beyond the “no-financing valley” and obtain positive profits by unilaterally providing loans for the novel technology at  $t = 1$ .<sup>5</sup> The best response for bank  $i$ , if no other bank provides early-stage loans, is to forego loan financing as well, as illustrated by the best response function in the lower panel. Even if no financing is a possible Nash equilibrium, there might exist *another* equilibrium at  $\tilde{L}_{i,1} = \tilde{N} l_1^{*NE}$  if and only if this point falls beyond the no-financing valley and provides above-zero profits. Once above-zero profits are in reach for bank  $i$  given the behavior of the other banks, the best response switches to providing early-stage loans until the (cumulative) learning experience reaches  $\tilde{L}_{i,1} = \tilde{N} l_1^{*NE}$ . Beyond that point, the deposit rate exceeds the marginal return on  $l$  at  $t = 1$ , excluding learning spillovers. As a result, bank  $i$  will no longer provide any early-stage loan financing, but it will still free-ride the other banks' financing experience by financing  $l_{i,2} = \psi \frac{D}{N}$  in the second period. If the point  $\tilde{L}_{i,1} = \tilde{N} l_1^{*NE}$  falls within the no-financing valley or violates the nonnegativity constraint on  $l$ , then the gradual-financing Nash equilibrium does not exist because every bank would be better off by switching to the no-financing equilibrium instead.

---

<sup>5</sup>Note that Figure 3 rests on the assumption that all banks behave symmetrically, so the valley for such a unilateral financing provision is somewhat shorter as, in this case, there would be no spillover losses of financing experience. In addition, the valley displayed here refers to bank financing for (large-scale) deployment and hence does not represent the conventional “valley of death” for the transition between laboratory and commercialization (Popp, 2019).

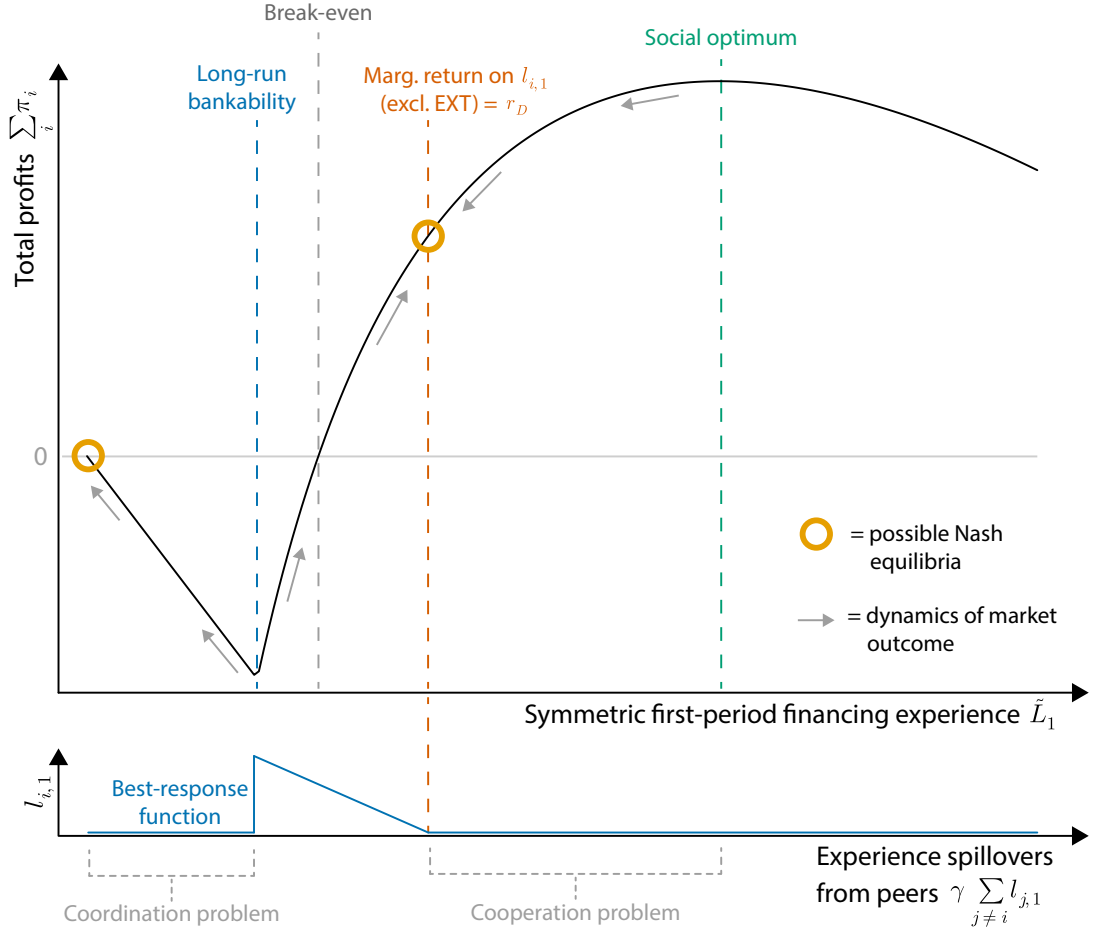


Figure 3: Possible Nash equilibria and best response function.

Proposition 2 has several important implications regarding market failures in our model. First, if no financing is socially optimal, then there is no market failure. If gradual financing is optimal, then we can have two separate elements of market failures: first, a *cooperation problem* because banks ignore positive learning spillovers to their peers and hence choose a sub-optimally low amount of early-stage loan financing (as visualized in Figure 3 above); and second, a potential *coordination failure* because even if a gradual-financing market outcome exists (which by definition must be profitable for every bank), the banking sector might remain stuck in the inferior no-financing equilibrium.

From an equilibrium selection perspective, there are at least two arguments for why the no-financing equilibrium might be more likely. First, providing no financing to a novel technology is a natural Schelling focal point (Mehta et al., 1994; Schelling, 1997) because it continues banks' past behavior (before the technology reached the deployment stage), is more straightforward, and resonates with the banking sector's general risk aversion. Second, providing no loans guarantees each bank nonnegative profits in the spirit of the risk dominance criterion used by Harsanyi (1995).<sup>6</sup> For these reasons, this equilibrium

<sup>6</sup>To see this, consider the simplified case of only two banks that choose between the two potential

and the associated coordination failure warrant particular attention, although another market outcome is, of course, also possible.

Since the closed-form expression for  $l_1^{*NE}$  is very similar to that of the socially optimal  $l_1^*$ , the comparative statics for the gradual-financing social optimum similarly apply to the early-stage financing under the market outcome. More favorable conditions at the technology ( $r \uparrow, \bar{c} \downarrow$ ) and financier level ( $D \uparrow, \psi \uparrow, N \downarrow, r_D \downarrow, \beta \uparrow$ ) make it more likely that a gradual-financing Nash equilibrium exists and increase the financing amount in such a market outcome. Regarding the potential early-stage financing gap between the social optimum and the market outcome, we conclude as follows:

**Lemma 2.** *Let the social optimum be  $0 < l_1^{SO} < \frac{D}{N}$  (gradual financing). Then, the minimum early financing gap between the market outcome and the social optimum is as follows:*

$$\frac{l_1^{SO}}{l_1^{*NE}} = \frac{(c')^{-1} \left( -\frac{\bar{c} + r_D - r}{\beta \psi \frac{D}{N}} \right)}{(c')^{-1} \left( -\frac{\bar{c} + r_D - r}{\beta \psi \frac{D}{N}} \right)}. \quad (14)$$

*Ceteris paribus, the minimum early financing gap increases monotonically in  $\gamma$ .*

*Proof.* Combine the expressions from Propositions 1–2 and take the partial derivative, keeping in mind that  $(c')^{-1}$  is monotonically increasing and  $\tilde{N} := 1 + \gamma(N - 1)$ .  $\square$

Therefore, the gap between the market outcome and the gradual-financing optimum is higher if more of a bank's learning gains spill over to competitors or if competitors are more capable of absorbing these spillovers ( $\gamma \uparrow$ ). In addition, if the marginal learning gain  $c'$  decreases more steeply in the cumulative financing experience, this reduces the financing gap. This is because if rapidly diminishing returns to experience mean that taking learning spillovers into account (or not) makes less of a difference.<sup>7</sup> However, these comparative statics only hold locally for limited changes in the given parameters since larger changes could also render the gradual-financing outcome sub-optimal from a societal point of view.

As discussed in Section 2, some papers have suggested that (inefficiently) high discount rates of private actors might prevent clean energy technologies from being financed (Lehmann & Söderholm, 2018; Mazzucato & Penna, 2016). While we focus on financing experience and the resulting coordination and cooperation problems here, such discount rate considerations are easily integrated into our framework by assuming that banks use a discount factor  $\phi\beta$  where  $\phi \in (0, 1)$  and  $\beta$  denotes the social discount factor. This

---

equilibrium strategies. The no-financing option minimizes the downside if one bank picks one equilibrium and the other banks opt for the other, compared to the gradual-financing option. By contrast, opting for the gradual-financing equilibrium strategy leaves a bank vulnerable to potential losses.

<sup>7</sup>The financing gap also decreases for a more concentrated market ( $N \downarrow$ ) because the positive externality is lower when fewer peers benefit from spillovers. However, this obviously increases the scope for competition-related market failures, from which our model set-up abstracts.

would alter Equation 14 as follows:

$$\frac{l_1^{SO}}{l_1^{*NE}} = \frac{(c')^{-1} \left( -\frac{\bar{c}+r_D-r}{\beta\psi\frac{D}{N}} \right)}{(c')^{-1} \left( -\frac{\bar{c}+r_D-r}{\phi\beta\psi\frac{D}{N}} \right)}. \quad (15)$$

This expression shows that the minimum early financing gap between market outcome and social outcome increases in the time preference discrepancy between banks and society overall ( $\phi \downarrow$ ).

## 5 Policy interventions

The previous section has established that if the social optimum is a gradual-financing (immediate-financing) outcome, the market outcome will (can) feature an inefficiently low provision of loan financing at  $t = 1$  and might even fail to provide any loan financing. We consider two different policy interventions within the framework of our model to address this market failure. First, the government can improve the risk-adjusted return for banks, either by increasing the expected return on loans or by reducing the volatility of returns (Polzin et al., 2019). Two of the most commonly discussed instruments to do so in the literature are interest rate subsidies and credit guarantees (Haas & Kempa, 2023). Due to our framework of risk-adjusted returns, we can represent both of these options as stylized state-financed additive premia on the risk-adjusted return of all private banks in both periods denoted by  $s_1, s_2 \geq 0$ .<sup>8</sup>

Second, the government can provide loans directly to projects that use the novel technology in both periods, with loan amounts denoted by  $g_1, g_2 \geq 0$ . Importantly, public loan provision generates financial experience at  $t = 1$  that partially spills over to the private banks at a rate  $\gamma^g > 0$ . Public green banks can be mandated to actively share their expertise with the private sector (Geddes et al., 2018), which would imply  $\gamma^g > \gamma$ . However,  $\gamma^g$  might be lower than  $\gamma$  if the public loan provider is perceived as less competent than a commercial bank, thus making banks hesitant to learn from the public sector's lending track record. In addition, public loan provision can reduce the demand for loans faced by each bank since the overall demand for loans by projects using the novel technology is policy-induced and hence fixed.<sup>9</sup>

Subject to the policy interventions, each bank  $i$  then carries out the following maximization problem:

---

<sup>8</sup>In addition, the government could also adjust capital requirements for banks through a green-supporting factor (Campiglio et al., 2018), which in our framework would have the same effect ( $r \uparrow$ ).

<sup>9</sup>Such a “crowding-out” effect rests on the model's assumption that financing terms of public loan provision are usually concessional and hence out-compete the market rates charged by the banks.

$$\begin{aligned}
\max_{l_{i,1}, l_{i,2}} \pi_i &= (r - \bar{c} - r_D + s_1)l_{i,1} + \\
&\beta \left( r - c(\gamma \sum_{j \neq i} l_{j,1} + \gamma^g g_1 + l_{i,1}) - r_D + s_2 \right) l_{i,2} \\
\text{s.t. } l_{i,1} &\in [0, \frac{D - g_1}{N}], l_{i,2} \in [0, \psi \frac{D - g_2}{N}].
\end{aligned} \tag{16}$$

A direct takeaway from Equation 16 is that public loan provision at  $t = 2$  (i.e., once no further learning gains are possible) factors into banks' decisions only by reducing the loan demand in  $t = 2$  that they can serve if they do not opt for a no-financing strategy. Furthermore, we note that neither the de-risking instrument nor public loan provision moderate our previous findings with respect to either the deterministic rule of behavior for banks at  $t = 2$  or the symmetric behavior of private banks in any possible Nash equilibrium. Therefore, Lemma 1 and the symmetry of the market outcome by Proposition 2 continue to hold (see Appendix D).

We first turn to the de-risking subsidy. Economic theory suggests that a subsidy should be calibrated to the magnitude of the unaccounted positive externality at the social optimum (Pigou, 1932), which in our model only exists in  $t = 1$ . By incorporating such a well-calibrated de-risking subsidy into the first- and second-order conditions of individually rational banks, we arrive at the following proposition:

**Proposition 3.** *Let the social optimum be  $0 < l_1^{SO} < \frac{D}{N}$  (gradual financing) and let  $s_1^* := -\beta\gamma(N-1)\psi\frac{D}{N}c'(\tilde{N}l_1^{SO}) > 0$  be the optimally calibrated de-risking subsidy. Then, under  $s_1 = s_1^*$  and for any  $s_2 \geq 0$ , the set of Nash equilibria can be characterized as follows:*

- *A symmetric Nash equilibrium exists in which banks behave as in the social optimum.*
- *Another Nash equilibrium with no financing by any bank exists if and only if no single bank can unilaterally break even by providing loans. If such an equilibrium exists for  $s_1 = s_2 = 0$  (i.e., without policy intervention), it also exists for  $s_1 = s_1^*, s_2 = 0$ .*
- *A sufficient condition for the no-financing equilibrium not to exist is  $s_2 > \bar{c} + r_D - r$ .<sup>10</sup>*

*Proof.* See Appendix D. □

Notably, under the optimal de-risking subsidy  $s_1^*$  (which is positive since  $c' < 0$ ), there exists a gradual-financing or immediate-financing Nash equilibrium that coincides with

---

<sup>10</sup>Note that this sufficient condition for  $s_2$  is not a *necessary* one to rule out the no-financing equilibrium. However, as it is more tractable mathematically, it better facilitates policy comparisons.

the social optimum. This is true even if prior to the policy intervention the only possible Nash equilibrium featured no financing. However, such a well-calibrated subsidy does not necessarily rule out the coordination failure. Even for  $s_1 = s_1^*$ , the return spread in the first period  $r_D - (r - \bar{c} + s_1^*)$  remains strictly positive.<sup>11</sup> Hence, early-stage loans still come at a loss, albeit a smaller one. If bank  $i$  cannot ensure bankability at  $t = 2$  unilaterally, it cannot make a profit at  $t = 2$  and no financing remains the best response. Visually speaking, a reduced initial return spread makes the no-financing valley in Figure 3 less deep without entirely removing it. Hence, if no bank is large enough to reach the tipping point unilaterally without any policy intervention, then introducing  $s_1 = s_1^*$  will not remove the no-financing equilibrium. Furthermore, if the government were to set  $s_1 > s_1^*$  to resolve the coordination problem, this subsidy would lead to an *oversupply* of early-stage loans unless the social optimum is an immediate-financing outcome.

However, Proposition 3 states that the existence of the no-financing Nash equilibrium can always be ruled out via a sufficiently high de-risking subsidy at  $t = 2$ . The logic behind this is simple: If there is a profitable gradual-financing equilibrium (which is ensured by  $s_1 = s_1^*$ ), the coordination failure only arises because, for low amounts of early-stage loan financing, banks are not fully committed to providing loans at a later stage and, therefore, withdraw to the nonfinancing Nash equilibrium to avoid losses. This no-financing equilibrium collapses once the de-risking measures at  $t = 2$  improve the risk–return structure of loans such that unilateral financing of  $l_{i,2} = \frac{\psi D}{N}$  suffices for bank  $i$  to make a profit in  $t = 2$ —even if all other banks do not grant any loans. A sufficient condition to ensure this is to set  $s_2$  marginally above  $r_D - (r - \bar{c})$ , i.e., above the return spread at  $t = 2$  if no bank provided any loan financing. Then, loans will always be profitable at  $t = 2$ . Hence, banks commit to loan financing at  $t = 2$  and always prefer the gradual-financing Nash equilibrium, which, due to the internalization of spillovers via  $s_1 = s_1^*$ , coincides with the social optimum.

Turning to a policy intervention in which the government provides loans directly instead of using the de-risking subsidy, the respective first- and second-order conditions lead us to the following proposition:

**Proposition 4.** *Let the social optimum be  $0 < l_1^{SO} < \frac{D}{N}$  (gradual financing), let  $l_1^{*NE}|g := (c')^{-1} \left( -\frac{\bar{c} + r_D - r}{\beta \psi \frac{D - g_2}{N}} \right) - \frac{\gamma^g}{N} g_1$ , and let  $g_1^* := \frac{1}{\gamma^g} c^{-1}(r - r_D)$ . Under public loan provision in the absence of any de-risking subsidy (i.e.,  $s_1 = s_2 = 0$ ), the set of Nash equilibria can be characterized as follows:*

- *Both a zero-financing Nash equilibrium and a symmetric equilibrium where each bank provides  $\max\{0, l_1^{*NE}|g\}$  in  $t = 1$  and  $\psi \frac{D - g_2}{N}$  in  $t = 2$  can exist.*

---

<sup>11</sup>To show this, recall that in the social optimum, this expression equates the marginal learning gain of bank  $i$ , excluding spillovers, which is strictly positive.

- The higher  $g_2$ , the lower  $l_1^{*NE}|g$ , and the less likely it becomes that the Nash equilibrium with nonzero financing by each bank exists.
- The zero-financing Nash equilibrium cannot exist if  $g_1$  exceeds  $g_1^*$  (marginally) as long as  $g_2 \in [0, \psi D)$ .

*Proof.* See Appendix D.3. □

Hence, under public loan provision in  $t = 1$ , each bank provides only  $\max\{0, l_1^{*NE} - \frac{\gamma^g}{N}g_1\}$  in  $t = 1$  in the gradual-financing equilibrium, instead of  $l_1^{*NE}$  in the equilibrium without policy intervention. This is because public loan provision does not alter the best response function of each bank. If the government provides early-stage loans on top of the gradual-financing Nash equilibrium, then for every unit of  $g_1$ , each bank reduces their own early-stage financing by  $\frac{\gamma^g}{N}$  and instead benefits from the credit track record created by the public sector. The higher the spillover rate  $\gamma^g$ , the better that public loan provision substitutes banks' own financing experience, exacerbating this crowding-out dynamic. If  $\frac{\gamma^g}{N}g_1 \geq l_1^{*NE}$ , then the best response function of private banks flatlines at zero (see Figure 3) and private loan financing only occurs in  $t = 2$ . As a result, public loan provision is an inept policy instrument to close the gap between a market outcome with nonzero loan financing and the social optimum. Furthermore, public loan provision in  $t = 2$  can only exacerbate the existing market failure. Reducing how much banks can lend at a later stage lowers the value of early-stage learning and hence the amount that banks are willing to lend ( $l_1^{*NE}|g$ )—and might even undermine the existence of a gradual-financing Nash equilibrium altogether.

The last part of Proposition 4, however, demonstrates that a certain minimum amount of public loan provision at  $t = 1$  can overcome the coordination failure by ensuring that the no-financing equilibrium no longer exists. Note that for  $g_1 = g_1^*$ , the financing experience that spills over to banks is exactly the threshold for later-stage bankability since  $r - c(\gamma^g g_1^*) = r_D$ . Therefore, any  $g_1 > g_1^*$  ensures that each bank provides  $\psi \frac{D-g_2}{N}$  of loan financing at  $t = 2$ . Importantly, the required  $g_1^*$  decreases the more the public loan provider can diffuse its own financing experience to market players and the more willing private banks are to learn from the public sector ( $\gamma^g \uparrow$ ). However, under  $g_1 > g_1^*$  the cooperation problem not only continues to exist, such that the gradual-financing Nash equilibrium still falls short of the social optimum, but also the market outcome then features a strictly *lower* early-stage contribution by private banks due to free-riding.

By Proposition 3, however, a sufficient de-risking subsidy at  $t = 2$  could reach a similar outcome—which poses the question of which of the two policy measures is more cost-effective in our model. A key difference between the two policies is that, unlike for the de-risking subsidy, the money spent on public loan provision is (at least partially) recovered once loans are paid back. The accumulated financing experience might be turned into further profits at  $t = 2$ , albeit at the cost of crowding out loans by commercial

banks. To assess this, we define the costs of public loan provision as follows:

$$PC(g_1, g_2, l_1) := (r_D^g + \bar{c} - r^g)g_1 - \beta^g (r^g - c(g_1 + \gamma N l_1) - r_D^g) g_2 \quad (17)$$

where the parameters  $r^g, r_D^g > 0, \beta^g \in (0, 1)$  have the same meaning as for private banks. Policy costs can be understood as the negative of the public loan provider's profits. Note that here we allow for model parameters to vary between private banks and the public sector. For instance, the public loan provider might have a lower discount rate (such that  $\beta^g > \beta$ ), a higher risk appetite (such that  $r^g > r$ ), or access to capital at better rates than the private sector ( $r_D^g < r_D$ ). By contrast, the opportunity cost of public money could also be higher since funds for public loan provision could otherwise be invested in core public responsibilities, such as military defense or education, with high, albeit nonfinancial returns (which could be reflected by  $r_D^g > r_D$ ).

Furthermore, the cost of the de-risking subsidy paid at  $t = 2$  in the absence of public loan provision is defined as follows:

$$PC(s_2) := s_2 \beta^g \psi D r_D^g. \quad (18)$$

This reflects that resolving the coordination problem will lead to a policy-induced Nash equilibrium where  $l_2^{NE} = \psi \frac{D}{N}$ , and where the subsidy must be paid on all loans ( $\psi D$ ). Similarly to the funds for public loans, the money for de-risking subsidies must be raised from somewhere and comes at a cost  $r_D^g$ . Since policy costs only occur at  $t = 2$ , they are discounted at  $\beta^g$ .

We first compare the costs of the minimum public loan provision or second-period de-risking that necessarily rule out the coordination failure if the government parameters mirror the private sector's characteristics. Then we consider how deviations from this starting point change results, which results in the following finding:

**Lemma 3.** *Let  $\epsilon > 0$ ,  $g_1 = g_1^* + \epsilon$ , and  $s_2 = r_D + \bar{c} - r + \epsilon$ . Then, it holds that:*

- *If  $g_1^* < \beta^g r_D^g \psi D$ , the costs of the policy intervention  $g_1$  are lower than the costs of the policy intervention  $s_2$  if the costs of raising funds ( $r_D^g$ ) and risk-adjusted loan return ( $r^g$ ) for the public loan provision are identical to the rates faced by the banking sector.*
- *A higher  $r_D^g$  increases the policy costs of both measures, while the costs of providing  $g_1$  also decrease in  $r^g$  and  $\gamma^g$ .*
- *If the return spread for public loan provision in  $t = 2$ , i.e.,  $r^g - c(g_1 + \gamma N l_1) - r_D^g$ , is positive (negative), the costs of this policy intervention decrease (increase) in  $g_2$ .*

*Proof.* See Appendix E.1. Comparative statics can be derived directly from the definitions above. □



Even if the public loan provider does not differ systematically from commercial banks, public loan provision will be the cheaper policy instrument unless the public loan financing required to resolve the coordination problem exceeds  $\beta^g r_D^g \psi D$  (i.e., the entirety of available loan demand at  $t = 2$  plus financing costs discounted by one period). However, suppose the Nash equilibrium induced via public loan provision suffices to make loans at  $t = 2$  profitable for the public sector. In that case, continued public loan provision in the second period can reduce policy costs, particularly if the public loan provider has lower risk aversion than private banks ( $r^g \uparrow$ ). However, such later-stage loan provision would come at the cost of exacerbating the market failure. The more the public sector's learning gains spill over to private banks ( $\gamma^g \uparrow$ ), the lower the amount of public loan provision required to resolve the coordination problem and, hence, the policy costs.

In conclusion, unlike de-risking subsidies, public loan provision cannot address the cooperation problem in our model, and later-stage loan provision even exacerbates market failures. However, early-stage loan provision can be used to overcome the coordination problem (i.e., to rule out the existence of an inferior no-financing Nash equilibrium) and is a more cost-effective measure to do so. This is true unless the required loan financing amounts are excessively large, such as if spillovers to private banks are limited. Therefore, the case for this policy tool strongly depends on which Nash equilibrium policymakers consider as more likely to be realized without any intervention, particularly since public loan provision will induce free-riding behavior by private banks to some degree. This free-riding would be exacerbated by including price feedback if the additional supply of loans reduces market rates.

These potential limitations of public loan provision as a stand-alone measure stem from banks' unaffected response function as they continue disregarding learning spillovers to peers. This can be addressed by combining public loan provision to rule out the zero-financing Nash equilibrium with the optimally calibrated de-risking subsidy at  $t = 1$  in a policy mix:

**Lemma 4.** *Let  $\epsilon > 0$  and the social optimum be  $0 < l_1^{SO} < \frac{D}{N}$ , and consider the following policy mix:  $g_1 = g_1^* + \epsilon, s_1 = s_1^*, g_2 = s_2 = 0$ . Then, it holds that:*

- *The unique Nash equilibrium is one where each bank provides  $l_1^{SO} - \frac{\gamma^g}{N} g_1$  in  $t = 1$  (i.e., less than in the social optimum) and  $\psi \frac{D}{N}$  in  $t = 2$ .*
- *The loan financing amount provided by each bank in the policy-mix equilibrium is higher than in the Nash equilibrium resulting from the same public loan provision  $g_1 = g_1^* + \epsilon$  without the de-risking subsidy ( $s_1 = 0$ ).*

*Proof.* See Appendix E.2. □

Such a policy mix, therefore, removes the risk of any no-financing Nash equilibrium and ensures a gradual-financing Nash equilibrium. From a private bank's perspective,

this policy mix provides the same financing experience as in the social optimum, although some of the financing burden shifts from commercial banks to the public sector to avoid the coordination failure. How this affects overall profits and efficiency strongly depends on how the public loan provider and private banks differ in terms of their risk appetite, discount rate, and financing or opportunity costs. However, the loan financing amount provided by private banks under the policy mix of public loan provision and the optimally calibrated first-period de-risking subsidy is strictly higher compared to public loan provision as a stand-alone measure and is, therefore, more effective.

In our model framework, the relative merits of later-stage de-risking subsidies to address the coordination failure are primarily that more financing experience is generated directly within the private sector. This is because no crowding-out occurs and the policy instrument induces no free-riding behavior. Therefore, the social optimum can be obtained, albeit at a relatively high policy cost, if the policy is successful.

Beyond policy costs, direct loan provision has at least two distinctive advantages. First, an institutionalized public loan provider can easily be re-directed to other novel technologies as they emerge and pose new coordination problems for the financial sector. By doing so, institutions can leverage their previous financing experience even if high opportunity costs and crowding-out risks should force them to withdraw from matured technologies. If new technologies emerge and the institution's mandate is sufficiently flexible, then private debt markets for these technologies can be kickstarted without the need for introducing additional policies, which can accelerate the ramp-up of deployment. If no such technologies emerge, then selling the public loan provider to the private sector, as the UK did with its UK Green Investment Bank in 2017 (Whitney et al., 2020), can further provide an exit strategy to (partially) recover policy costs by monetizing the accumulated in-house experience.

Second, addressing the coordination failure through early-stage loan provision avoids the issue of time inconsistency on the government's side. By Proposition 3, a sufficiently high de-risking subsidy at  $t = 2$  suffices to avoid an inferior no-financing equilibrium. However, once the second period begins, banks have already provided the required early-stage loan financing. Therefore, merely the *anticipation* of the support policy at  $t = 2$  rules out the no-financing equilibrium. The actual payment of  $s_2$  does not affect total profits and instead simply redistributes money from the public to the private sector. As a result, policymakers could be tempted to go back on their promises, which in turn will reduce policy effectiveness if banks assign a nonzero probability to such an outcome *ex ante*. Similar concerns exist with respect to public loan provision at  $t = 2$ . A government that initially promised to phase out loan provision once the novel technology becomes bankable might be tempted to keep providing loans in  $t = 2$  when they become profitable. These considerations seem particularly relevant for countries with lower institutional quality and low trust in the public sector or with highly bipartisan politics on

climate change, such that elections pose severe risks of policy reversal. It also matters for countries with lower creditworthiness that might be forced by adverse macroeconomic shocks to revoke expensive support policies —as happened to renewable energy subsidies in Spain and Italy following the Euro crisis (Karneyeva & Wüstenhagen, 2017)—and for technologies with a lower later-stage demand potential  $\psi$  where public loan volumes can account for high market shares.

## 6 Conclusion

With ambitious policy targets for renewable energy deployment, direct loan provision to clean energy projects via government bodies and public investment banks has become increasingly popular. However, the theoretical rationale behind this policy tool is not fully understood and lacks a coherent microeconomic framework. By analyzing bank loans for a novel clean energy technology in a model where cumulative financing experience improves risk-adjusted returns over time and spills over between banks, we show that the banking sector will not provide the socially optimal amount of risky early-stage financing due to two issues.

First, the positive learning externality leads to an undersupply of risky early-stage credit. This cooperation problem cannot be mitigated through public loan provision because public loans crowd out private investment and create no additional incentive for banks to provide risky early-stage loans. By contrast, introducing de-risking instruments, such as interest rate subsidies or credit guarantees, at an early stage can close the gap between the social optimum and a market equilibrium that involves some, albeit insufficient, early-stage loan financing. Second, the banking sector can remain stuck in an inferior Nash equilibrium featuring no loan financing due to a coordination failure. In this case, public loan provision serves to push the market to the preferable market equilibrium, which can be more cost-effective than resolving the coordination problem by using de-risking measures. However, public loan provision should always be paired with de-risking measures to minimize the gap between the market outcome and the social optimum and should be phased out at a later stage when the novel technology has become bankable to avoid exacerbating the market failures through crowding-out.

Since the findings presented here do not rely on market failures at the technology or consumer level, such as greenhouse gas emissions and research and development spillovers, they motivate financial policy intervention even if other first-best instruments, such as carbon pricing or renewable energy support schemes, are already in place. They can therefore guide policymakers in shaping the rules and mandates for public loan programs and state investment banks that are targeting clean energy projects, such as the clean finance initiatives established under the Inflation Reduction Act’s National Clean Investment Fund in the United States.

While our model provides a clear framework to conceptualize the role of public loan provision for clean energy technologies, its simplicity also comes with limitations. First, by abstracting from externalities at the technology and consumer level, we risk painting a pessimistic picture of public loan provision as a policy instrument if first-best instruments cannot be easily implemented due to political constraints. Similarly, assuming a perfectly inelastic loan demand exacerbates crowding-out issues in our model, which would decrease in demand elasticity. We instead abstract away from how supply-demand dynamics might impact risk-adjusted returns, whereas public loan provision could also address an undersupply of credit due to market power for a decreasing demand curve and a finite  $N$ . Lastly, while our model features a risk-adjusted return motivated by default risks and risk aversion, we do not account for within-portfolio correlations, uncertainties about key parameters (such as the learning rate or the growth potential of the novel technology,  $\psi$ ), or for systemic risks and bank heterogeneity, which matter particularly for banking regulation (Freixas & Rochet, 2023).

Future research can address these limitations by extending our framework to multiple assets, explicitly incorporating uncertainties about  $c$  and  $\psi$ , and exploring how a falling loan demand curve and bank heterogeneity might moderate our findings presented. Given the signaling role of public green banks suggested by qualitative studies (Geddes et al., 2018; OECD, 2016), scholars could also model borrower projects explicitly to explore how co-investing with commercial banks can increase the policy impact of public loan providers or how incorporating herding dynamics can affect the conclusions presented here. Nevertheless, the market failures arising in our simple framework already provide a clear rationale for financial measures in addition to other policy instruments that address the externality of emissions, which can explain the popularity of de-risking and public loan provision among policymakers.

## References

- Abrell, J., Kosch, M., & Rausch, S. (2019). Carbon abatement with renewables: Evaluating wind and solar subsidies in Germany and Spain. *Journal of Public Economics*, *169*, 172–202. <https://doi.org/10.1016/j.jpubeco.2018.11.007>
- Acemoglu, D., Aghion, P., Bursztyn, L., & Hemous, D. (2012). The environment and directed technical change. *American Economic Review*, *102*(1), 131–166. <https://doi.org/10.1257/aer.102.1.131>
- Arping, S., Lóránth, G., & Morrison, A. D. (2010). Public initiatives to support entrepreneurs: Credit guarantees versus co-funding. *Journal of Financial Stability*, *6*, 26–35. <https://doi.org/10.1016/j.jfs.2009.05.009>

- Berger, A. N., & Udell, G. F. (1998). The economics of small business finance: The roles of private equity and debt markets in the financial growth cycle. *Journal of Banking & Finance*, 22, 613–673. [https://doi.org/10.1016/S0378-4266\(98\)00038-7](https://doi.org/10.1016/S0378-4266(98)00038-7)
- Borenstein, S. (2012). The private and public economics of renewable electricity generation. *Journal of Economic Perspectives*, 26(1), 67–92. <https://doi.org/10.1257/jep.26.1.67>
- Campiglio, E., Dafermos, Y., Monnin, P., Ryan-Collins, J., Schotten, G., & Tanaka, M. (2018). Climate change challenges for central banks and financial regulators. *Nature Climate Change*, 8(6), 462–468. <https://doi.org/10.1038/s41558-018-0175-0>
- Coalition for Green Capital. (2024). EPA selects Coalition for Green Capital for an award of \$5 billion to establish national green bank. <https://coalitionforgreencapital.com/epa-selects-coalition-for-green-capital-for-an-award-of-5-billion-to-establish-national-green-bank/>
- Degryse, H., Roukny, T., & Tielens, J. (2020). Banking barriers to the green economy. *National Bank of Belgium Working Paper*, 391.
- Della Seta, M., Gryglewicz, S., & Kort, P. M. (2012). Optimal investment in learning-curve technologies. *Journal of Economic Dynamics and Control*, 36(10), 1462–1476. <https://doi.org/10.1016/j.jedc.2012.03.014>
- Diamond, D. W., & Dybvig, P. H. (1983). Bank runs, deposit insurance, and liquidity. *Journal of Political Economy*, 91(3), 401–419.
- Egli, F. (2020). Renewable energy investment risk: An investigation of changes over time and the underlying drivers. *Energy Policy*, 140, 111428. <https://doi.org/10.1016/j.enpol.2020.111428>
- Egli, F., Steffen, B., & Schmidt, T. S. (2018). A dynamic analysis of financing conditions for renewable energy technologies. *Nature Energy*, 3(12), 1084–1092. <https://doi.org/10.1038/s41560-018-0277-y>
- Eslava, M., & Freixas, X. (2021). Public development banks and credit market imperfections. *Journal of Money, Credit and Banking*, 53(5), 1121–1149. <https://doi.org/10.1111/jmcb.12807>
- Freixas, X., & Rochet, J.-C. (2023). *Microeconomics of banking* (Third edition). The MIT Press.
- Froot, K. A., & Stein, J. C. (1998). Risk management, capital budgeting, and capital structure policy for financial institutions: An integrated approach. *Journal of Financial Economics*, 47, 55–82. [https://doi.org/10.1016/S0304-405X\(97\)00037-8](https://doi.org/10.1016/S0304-405X(97)00037-8)
- Gatti, S. (2013). *Project finance in theory and practice: Designing, structuring, and financing private and public projects* (2. ed.). Elsevier/Academic Press.

- Geddes, A., Schmidt, T. S., & Steffen, B. (2018). The multiple roles of state investment banks in low-carbon energy finance: An analysis of Australia, the UK and Germany. *Energy Policy*, *115*, 158–170. <https://doi.org/10.1016/j.enpol.2018.01.009>
- Gillingham, K. T., Newell, R. G., & Pizer, W. A. (2008). Modeling endogenous technological change for climate policy analysis. *Energy Economics*, *30*, 2734–2753. <https://doi.org/10.1016/j.eneco.2008.03.001>
- Haas, C., & Kempa, K. (2023). Low-carbon investment and credit rationing. *Environmental and Resource Economics*, *86*, 109–145. <https://doi.org/10.1007/s10640-023-00789-z>
- Hainz, C., & Hakenes, H. (2012). The politician and his banker — how to efficiently grant state aid. *Journal of Public Economics*, *96*, 218–225. <https://doi.org/10.1016/j.jpubeco.2011.09.005>
- Harsanyi, J. C. (1995). A new theory of equilibrium selection for games with complete information. *Games and Economic Behavior*, *8*(1), 91–122. [https://doi.org/10.1016/S0899-8256\(05\)80018-1](https://doi.org/10.1016/S0899-8256(05)80018-1)
- Hirth, L., & Steckel, J. C. (2016). The role of capital costs in decarbonizing the electricity sector. *Environmental Research Letters*, *11*(11), 114010. <https://doi.org/10.1088/1748-9326/11/11/114010>
- IEA. (2022). World energy outlook 2022. <https://www.iea.org/reports/world-energy-outlook-2022>
- IPCC. (2022). Climate change 2022: Mitigation of climate change. Working Group III contribution to the Sixth Assessment Report of the Intergovernmental Panel on Climate Change [P.R. Shukla, J. Skea, R. Slade, A. Al Khourdajie, R. van Diemen, D. McCollum, M. Pathak, S. Some, P. Vyas, R. Fradera, M. Belkacemi, A. Hasija, G. Lisboa, S. Luz, J. Malley, (eds.)] <https://doi.org/10.1017/9781009157926>
- IRENA. (2023). The cost of financing for renewable power. <https://www.irena.org/Publications/2023/May/The-cost-of-financing-for-renewable-power>
- Janda, K. (2011). Credit rationing and public support of commercial credit. *Journal of Institutional and Theoretical Economics*, *167*(2), 371–391.
- Karneyeva, Y., & Wüstenhagen, R. (2017). Solar feed-in tariffs in a post-grid parity world: The role of risk, investor diversity and business models. *Energy Policy*, *106*, 445–456. <https://doi.org/10.1016/j.enpol.2017.04.005>
- Klaaßen, L., & Steffen, B. (2023). Meta-analysis on necessary investment shifts to reach net zero pathways in Europe. *Nature Climate Change*, *13*, 58–66. <https://doi.org/10.1038/s41558-022-01549-5>
- Lehmann, P., & Söderholm, P. (2018). Can technology-specific deployment policies be cost-effective? The case of renewable energy support schemes. *Environmental and Resource Economics*, *71*(2), 475–505. <https://doi.org/10.1007/s10640-017-0169-9>

- Lindman, Å., & Söderholm, P. (2012). Wind power learning rates: A conceptual review and meta-analysis. *Energy Economics*, *34*(3), 754–761. <https://doi.org/10.1016/j.eneco.2011.05.007>
- Mazzucato, M., & Penna, C. C. (2016). Beyond market failures: The market creating and shaping roles of state investment banks. *Journal of Economic Policy Reform*, *19*(4), 305–326. <https://doi.org/10.1080/17487870.2016.1216416>
- Mehta, J., Starmer, C., & Sugden, R. (1994). The nature of salience: An experimental investigation of pure coordination games. *American Economic Review*, *84*(3), 658–673.
- Minelli, E., & Modica, S. (2009). Credit market failures and policy. *Journal of Public Economic Theory*, *11*(3), 363–382. <https://doi.org/10.1111/j.1467-9779.2009.01414.x>
- Minetti, R. (2011). Informed finance and technological conservatism. *Review of Finance*, *15*(3), 633–692. <https://doi.org/10.1093/rof/rfq024>
- OECD. (2016). *Green investment banks: Scaling up private investment in low-carbon, climate-resilient infrastructure*. <https://doi.org/10.1787/9789264245129-en>
- Philippon, T., & Skreta, V. (2012). Optimal interventions in markets with adverse selection. *American Economic Review*, *102*(1), 1–28. <https://doi.org/10.1257/aer.102.1.1>
- Pigou, A. C. (1932). *The economics of welfare* (4th). Macmillan & Co.
- Polzin, F., Egli, F., Steffen, B., & Schmidt, T. S. (2019). How do policies mobilize private finance for renewable energy? A systematic review with an investor perspective. *Applied Energy*, *236*, 1249–1268. <https://doi.org/10.1016/j.apenergy.2018.11.098>
- Popp, D. (2019). Environmental policy and innovation: A decade of research. *NBER Working Paper*, *25631*. <http://www.nber.org/papers/w25631>
- Rodrik, D. (1996). Coordination failures and government policy: A model with applications to East Asia and Eastern Europe. *Journal of International Economics*, *40*, 1–22. [https://doi.org/10.1016/0022-1996\(95\)01386-5](https://doi.org/10.1016/0022-1996(95)01386-5)
- Samadi, S. (2018). The experience curve theory and its application in the field of electricity generation technologies: A literature review. *Renewable and Sustainable Energy Reviews*, *82*, 2346–2364. <https://doi.org/10.1016/j.rser.2017.08.077>
- Sarkar, S., & Zhang, C. (2020). Investment and financing decisions with learning-curve technology. *Journal of Banking & Finance*, *121*, 105967. <https://doi.org/10.1016/j.jbankfin.2020.105967>
- Schauf, M., & Schwenen, S. (2021). Mills of progress grind slowly? Estimating learning rates for onshore wind energy. *Energy Economics*, *104*, 105642. <https://doi.org/10.1016/j.eneco.2021.105642>
- Schelling, T. C. (1997). *Strategy of conflict* (2. edition, 16. printing). Harvard University.

- Schmidt, T. S., Steffen, B., Egli, F., Pahle, M., Tietjen, O., & Edenhofer, O. (2019). Adverse effects of rising interest rates on sustainable energy transitions. *Nature Sustainability*, 2(9), 879–885. <https://doi.org/10.1038/s41893-019-0375-2>
- Spence, A. M. (1981). The learning curve and competition. *Bell Journal of Economics*, 12(1), 49–79. <https://doi.org/10.2307/3003508>
- Steffen, B. (2018). The importance of project finance for renewable energy projects. *Energy Economics*, 69, 280–294. <https://doi.org/10.1016/j.eneco.2017.11.006>
- Stiglitz, J. (1993). The role of the state in financial markets. *World Bank Economic Review*, 7(1), 19–52. [https://doi.org/10.1093/wber/7.suppl\\_1.19](https://doi.org/10.1093/wber/7.suppl_1.19)
- Stocks, J. K. (1984). Discount rate for technology assessment: An application to the energy sector. *Energy Economics*, 6(3), 177–185. [https://doi.org/10.1016/0140-9883\(84\)90014-8](https://doi.org/10.1016/0140-9883(84)90014-8)
- Thompson, P. (2012). The relationship between unit cost and cumulative quantity and the evidence for organizational learning-by-doing. *Journal of Economic Perspectives*, 26(3), 203–224. <https://doi.org/10.1257/jep.26.3.203>
- Umbeck, J., & Chatfield, R. E. (1982). The structure of contracts and transaction costs. *Journal of Money, Credit and Banking*, 14(4), 511–516. <https://doi.org/10.2307/1991658>
- Waidelich, P., & Steffen, B. (2024). Renewable energy financing by state investment banks: Evidence from OECD countries. *Energy Economics*, 132, 107455. <https://doi.org/10.1016/j.eneco.2024.107455>
- Way, R., Lafond, F., Lillo, F., Panchenko, V., & Farmer, J. D. (2019). Wright meets Markowitz: How standard portfolio theory changes when assets are technologies following experience curves. *Journal of Economic Dynamics and Control*, 101, 211–238. <https://doi.org/10.1016/j.jedc.2018.10.006>
- Whitney, A., Grbusic, T., Meisel, J., Becerra Cid, A., Sims, D., & Bodnar, P. (2020). State of green banks 2020. <https://rmi.org/insight/state-of->
- Williamson, S. D. (1994). Do informational frictions justify federal credit programs? *Journal of Money, Credit and Banking*, 26(3), 523–544. <https://doi.org/10.2307/2077988>
- Zhang, F. (2020). Leaders and followers in finance mobilization for renewable energy in Germany and China. *Environmental Innovation and Societal Transitions*, 37, 203–224. <https://doi.org/10.1016/j.eist.2020.08.005>



# Appendices

## A Additional definitions

We introduce further definitions and conventions to make the subsequent proofs more concise:

- $\bar{L}_t := \sum_{i=1}^N l_{i,t}$ .
- $(l_1, l_2)_{i=1}^N$  denotes any kind of symmetric outcome where each bank provides  $l_1$  in  $t = 1$  and  $l_2$  in  $t = 2$ .
- $L$  denotes the  $N \times 2$  matrix with elements  $l_{i,t}$  in its  $i$ -th row and  $t$ -th column.
- $L_{-i}$  and  $\bar{L}_{-i,t}$  denote the corresponding matrix and sum, respectively, excluding bank  $i$ .
- $\mathcal{L}^{NE}$  denotes the set of existing Nash equilibria under the market outcome, given model parameters.
- The notation  $|g$ ,  $|s$ , and  $|gs$  after a variable denote the respective variable's value in the presence of a policy intervention (direct loan provision, de-risking subsidy, or a combination of the two, respectively). For instance,  $l_1^{NE}|g$  denotes the symmetric Nash equilibrium with loan financing in  $t = 1$  that results under direct loan provision.

As laid out in the main text, throughout the paper we assume that the initial return spread over the deposit rate and transaction cost is negative. For a full provision of early-stage financing, the return spread in  $t = 2$  can become positive:

**Assumption 1.**  $r > r_D$ ,  $r - \bar{c} < r_D$  and  $r - c \left( \frac{\tilde{N}}{N} D \right) > r_D$ , where  $\tilde{N} := 1 + \gamma(N - 1) < N$ .

## B Proofs for Proposition 1 (social optimum)

Using a more formal notation, Proposition 1 can be stated as

**Proposition 1.** Let  $l_1^* := \tilde{N}^{-1}(c')^{-1} \left( -\frac{\bar{c} + r_D - r}{\beta \psi \frac{\tilde{N}}{N} D} \right)$  where  $(c')^{-1}(\cdot)$  denotes the inverse function of  $c'$ .<sup>12</sup> Then

$$(l_1^{SO}, l_2^{SO}) = \begin{cases} \left( \frac{D}{N}, \psi \frac{D}{N} \right) & \text{if } l_1^* \geq \frac{D}{N} \wedge \beta \left( r - c \left( \frac{\tilde{N}}{N} \frac{D}{N} \right) - r_D \right) > \bar{c} + r_D - r \\ \left( l_1^*, \psi \frac{D}{N} \right) & \text{if } l_1^* < \frac{D}{N} \wedge \beta \left( r - c \left( \tilde{N} l_1^* \right) - r_D \right) \psi \frac{D}{N} > (\bar{c} + r_D - r) l_1^* \\ (0, 0) & \text{otherwise} \end{cases}$$

<sup>12</sup>Note that  $c'$  is monotonically increasing, and hence  $(c')^{-1}$  exists and is monotonically increasing.

*Ceteris paribus*, both  $l_1^*$  and the likelihood of the condition for  $l_1^{SO}, l_2^{SO} > 0$  being satisfied increase monotonically in  $r$ ,  $\beta$ ,  $D$ , and  $\psi$ , and decrease monotonically  $\bar{c}$  and  $N$ . For  $\gamma$ , the sign depends on the exact functional form of  $c(\cdot)$  and the specific parameters.

*Proof.* See Appendices B.1 and B.2. □

## B.1 First- and second-order conditions

The Lagrangian of the social maximization problem stated in Equation 10 is as follows:

$$\begin{aligned} \max_{l_{1,1}, \dots, l_{N,2}} \mathcal{Z} = & \sum_{i=1}^N (r - \bar{c} - r_D) l_{i,1} + \beta (r - c(\gamma \bar{L}_{-i,1} + l_{i,1}) - r_D) l_{i,2} \\ & + \mu_{i,1} \left( \frac{D}{N} - l_{i,1} \right) + \mu_{i,2} \left( \psi \frac{D}{N} - l_{i,2} \right) + \mu_{i,3} l_{i,1} + \mu_{i,4} l_{i,2}. \end{aligned}$$

Note that here we redefine the Lagrangian multipliers applying to  $t = 2$  as the original multiplier divided by  $\beta$ . This does not affect results since  $\beta \in (0, 1)$  but does simplify the first-order conditions (FOCs).

The resulting Karush-Kuhn-Tucker conditions tell us that, for each bank  $i$ , the following conditions have to hold in the social optimum:

$$-r_D + r - \bar{c} - \beta \left( c'(\tilde{L}_{i,1}^{SO}) l_{i,2}^{SO} + \gamma \sum_{j \neq i} c'(\tilde{L}_{j,1}^{SO}) l_{j,2}^{SO} \right) - \mu_{i,1} + \mu_{i,3} = 0 \quad (19)$$

$$-r_D + r - c(\tilde{L}_{i,1}^{SO}) - \mu_{i,2} + \mu_{i,4} = 0 \quad (20)$$

$$\mu_{i,1} \left( \frac{D}{N} - l_{i,1}^{SO} \right) = \mu_{i,2} \left( \psi \frac{D}{N} - l_{i,2}^{SO} \right) = \mu_{i,3} l_{i,1}^{SO} = \mu_{i,4} l_{i,2}^{SO} = 0 \quad (21)$$

$$\mu_{i,1}, \mu_{i,2}, \mu_{i,3}, \mu_{i,4} \geq 0. \quad (22)$$

Obviously, the upper and lower bound restrictions on  $l_{i,1}^{SO}$  and  $l_{i,2}^{SO}$  are mutually exclusive. Hence, the complementary slackness conditions expressed by Equation 21 imply that:

$$\mu_{i,u} > 0 \rightarrow \mu_{i,v} = 0 \quad \forall (u, v) \in \{(1, 3), (3, 1), (2, 4), (4, 2)\}.$$

Keeping in mind that banks prefer no loan financing if the return spread is exactly zero, by Equation 20 we can rule out any scenario where  $\mu_{i,2} = \mu_{i,4} = 0$ . This gives us a simple rule for  $l_{i,2}^{SO}$  given the optimal solution for all banks other than  $i$ , as expressed in Lemma 1 (see Section 3).

## B.2 Social optimum under symmetry

For the reasons laid out in Section 4 and in line with the literature (Eslava & Freixas, 2021), we impose symmetry on the social optimum:

**Assumption 2.** Let  $(l_{i,1}^{SO}, l_{i,2}^{SO})$  be the solution to the maximization problem in Equation 10 for any bank  $i$ . Then

$$l_{i,t}^{SO} = l_t^{SO} \quad \forall i = 1, \dots, N, \quad t = 1, 2.$$

Based on Lemma 1, there are only six different ways that a given bank  $i$  can behave:

1.  $l_{i,1}^{SO} = l_{i,2}^{SO} = 0$ ;
2.  $l_{i,1}^{SO} = \frac{D}{N}, l_{i,2}^{SO} = \psi \frac{D}{N}$ ;
3.  $l_{i,1}^{SO} \in (0, \frac{D}{N}), l_{i,2}^{SO} = \psi \frac{D}{N}$ ;
4.  $l_{i,1}^{SO} \in (0, \frac{D}{N}), l_{i,2}^{SO} = 0$ ;
5.  $l_{i,1}^{SO} = \frac{D}{N}, l_{i,2}^{SO} = 0$ ;
6.  $l_{i,1}^{SO} = 0, l_{i,2}^{SO} = \psi \frac{D}{N}$ .

Under symmetry, we can rule out the two cases involving  $l_{i,1} > 0, l_{i,2} = 0$  because there is no point in providing early-stage financing if no one benefits from it in  $t = 2$ . Similarly, if all banks behave symmetrically, then  $l_{i,1} = 0, l_{i,2} = \psi \frac{D}{N}$  cannot be optimal. This is because the absence of learning effects from  $t = 1$  mean that financing provision in  $t = 2$  results in negative profits. Therefore, one of the three following cases must apply:

- “Immediate financing”:  $(l_{i,1}^{SO}, l_{i,2}^{SO}) = (\frac{D}{N}, \psi \frac{D}{N}) \quad \forall i = 1, \dots, N$ ;
- “Gradual financing”:  $(l_{i,1}^{SO}, l_{i,2}^{SO}) = (l_1^{SO}, \psi \frac{D}{N}) \quad \forall i = 1, \dots, N$  with  $l_1^{SO} \in (0, \frac{D}{N})$ ;
- “No financing”:  $(l_{i,1}^{SO}, l_{i,2}^{SO}) = (0, 0) \quad \forall i = 1, \dots, N$ .

Furthermore, we can show that “immediate financing” and “gradual financing” are mutually exclusive as critical points of the Lagrangian:

**Lemma 5.** Let  $\mathcal{L}^*$  be the set of critical points satisfying the FOCs of the maximization problem in Equation 10. Under Assumption 2, it holds that

- $(l_1, \psi \frac{D}{N}) \in \mathcal{L}^*$  for  $l_1 \in (0, \frac{D}{N}) \implies (\frac{D}{N}, \psi \frac{D}{N}) \notin \mathcal{L}^*$
- $(\frac{D}{N}, \psi \frac{D}{N}) \in \mathcal{L}^* \implies (l_1, \psi \frac{D}{N}) \notin \mathcal{L}^*$  for  $l_1 \in (0, \frac{D}{N})$

*Proof.* Due to symmetry, the FOCs in Equations 19-20 simplify to:

$$-r_D + r - \bar{c} - \beta \tilde{N} l_2^{SO} \left( c'(\tilde{N} l_1^{SO}) \right) - \mu_{i,1} + \mu_{i,3} = 0 \quad (23)$$

$$-r_D + r - c(\tilde{N} l_1^{SO}) - \mu_{i,2} + \mu_{i,4} = 0. \quad (24)$$

Note that  $c' < 0$  such that  $-\beta\tilde{N}l_2^{SO} \left( c'(\tilde{N}l_1^{SO}) \right)$  is nonnegative both under “immediate financing” and “gradual financing”,  $l_2^{SO} = \psi \frac{D}{N}$ . Equation 23 therefore only differs in  $l_1^{SO}$  (and correspondingly  $\mu_{i,1}$  and  $\mu_{i,3}$ ) between the two outcomes. But if

$$\exists l_1 \in \left(0, \frac{D}{N}\right) : -\beta\tilde{N} \frac{D}{N} \left( c'(\tilde{N}l_1) \right) = r_D - (r - \bar{c})$$

then

$$-\beta\tilde{N} \frac{D}{N} \left( c'(\tilde{N} \frac{D}{N}) \right) < r_D - (r - \bar{c})$$

as  $c' < 0$  and  $c'' > 0$ . This is because  $l_1 < \frac{D}{N}$  and hence the absolute value of  $c'(\tilde{N} \frac{D}{N})$  must be smaller than the absolute value of  $c'(\tilde{N}l_1)$  as the marginal learning gain decreases. By the same logic, Equation 23 cannot hold for  $l_1^{SO} \in \left(0, \frac{D}{N}\right)$  if it holds for  $l_1^{SO} = \frac{D}{N}$ .  $\square$

If Equation 23 holds for  $\mu_{i,1} = \mu_{i,3} = 0$ , this gives the following solution:

$$l_1^* := \tilde{N}^{-1}(c')^{-1} \left( -\frac{r_D - r + \bar{c}}{\beta\tilde{N}\psi \frac{D}{N}} \right).$$

By Lemma 5 and Assumption 2, there can be at most two critical points of the Lagrangian: one at  $(0, 0)_{i=1}^N$  and one at either  $(l_1^*, \psi \frac{D}{N})_{i=1}^N$  or  $(\frac{D}{N}, \psi \frac{D}{N})_{i=1}^N$ . Given the second-order condition (SOC) for an optimum at  $(l_1, \psi \frac{D}{N})_{i=1}^N$  where  $l_1 \in \{l_1^*, \frac{D}{N}\}$ , it suffices to show that the objective function’s value at this point exceeds the value at  $(0, 0)_{i=1}^N$ . Since  $\bar{\pi}_i(L = (0, 0)_{i=1}^N) = 0$ , then the SOC simply requires profits above zero:

$$N \left( (r - \bar{c} - r_D)l_1 + \beta(r - c(\tilde{N}l_1) - r_D)\psi \frac{D}{N} \right) > 0. \quad (25)$$

Dividing by  $N$  and rearranging gives the condition in the Appendix version of Proposition 1.

Since  $r - \bar{c} - r_D < 0$  by Assumption 1, this requires  $r - c(\tilde{N}l_1) - r_D > 0$ , which directly implies that  $(l_1, \psi \frac{D}{N})_{i=1}^N$  also satisfies the FOC with respect to  $l_{i,2}$ :

**Lemma 6.** *Let  $l_1 \in \{l_1^*, \frac{D}{N}\}$ . If Equation 25 holds for  $l_1$ , then Equation 24 holds for  $l_1^{SO} = l_1, \mu_{i,2} > 0$ .*

*Proof.* For Equation 25 to hold, it must be that  $r - c(\tilde{N}l_1) - r_D > 0$ . Hence, Equation 24 can only hold if  $\mu_{i,2} > 0$ .  $\square$

Therefore, the conditions for a social optimum at  $l_1 \in \{l_1^*, \frac{D}{N}\}$  given in the Appendix version of Proposition 1 only include the FOC with respect to  $l_{i,1}$  and the SOC (which implies the FOC with respect to  $l_{i,2}$ ). Taking partial derivatives of  $l_1^*$  and the respective SOC yields the comparative statics. For  $\gamma$ , there are two opposing effects since  $\tilde{N}$  features in two different locations in the definition of  $l_1^*$ . On the one hand,  $\gamma \uparrow$  implies more learning for the other banks (i.e.,  $(c')^{-1} \uparrow$ ). On the other hand, more spillovers also imply that

each individual bank has to provide fewer loans to achieve the same amount of overall experience  $\tilde{N}l_1^{SO}$  (as  $\gamma \uparrow$  implies  $\tilde{N}^{-1} \downarrow$ ).

## C Proofs for Proposition 2 (market outcome)

Using formal notation, Proposition 2 can be stated as

**Proposition 2.** *Let  $l_1^{*NE} := \tilde{N}^{-1}(c')^{-1}\left(-\frac{r_D + \bar{c} - r}{\beta\psi\frac{D}{N}}\right)$ , let  $\mathcal{L}^{NE}$  be the set of possible Nash equilibria, and let  $\bar{l}_1 := \min\{l_1^{*NE}, \frac{D}{N}\}$ . Then*

- $\mathcal{L}^{NE} = \{(0, 0)_{i=1}^N\}$  if  $\bar{l}_1 \leq 0$  and otherwise  $\mathcal{L}^{NE} \in \mathcal{P}\left(\{(\bar{l}_1, \frac{D}{N})_{i=1}^N, (0, 0)_{i=1}^N\}\right) \setminus \emptyset$ ;
- $(0, 0)_{i=1}^N \in \mathcal{L}^{NE}$  if and only if

$$\nexists l_{i,1} \in \{\tilde{N}l_1^{*NE}, \frac{D}{N}\} \cap (0, \frac{D}{N}] : \beta(r - c(l_{i,1}) - r_D)\psi\frac{D}{N} > (r_D + \bar{c} - r)l_{i,1}; \quad (26)$$

- $(\bar{l}_1, \psi\frac{D}{N})_{i=1}^N \in \mathcal{L}^{NE}$  if and only if

$$\bar{l}_1 > 0 \wedge \beta(r - c(\tilde{N}\bar{l}_1) - r_D)\psi\frac{D}{N} > (r_D + \bar{c} - r)\bar{l}_1. \quad (27)$$

Furthermore, for any  $(l_1, l_2)_{i=1}^N \in \mathcal{L}^{NE}$ , it must hold that  $l_1 \leq l_1^{SO}$ , with  $l_1 = l_1^{SO}$  if and only if

$$l_1^{SO} = 0 \vee \left(l_1^{SO} = \frac{D}{N} = l_1 = \bar{l}_1\right). \quad (28)$$

*Proof.* See Appendices C.2, C.3, C.4 and C.5. □

### C.1 First-order conditions

The Lagrangian of the individual maximization problem of bank  $i$  stated in Equation 13 is as follows:

$$\begin{aligned} \max_{l_{i,1}, l_{i,2}} \mathcal{Z} = & (r - \bar{c} - r_D)l_{i,1} + \beta(r - c(\gamma\bar{L}_{-i,1} + l_{i,1}) - r_D)l_{i,2} \\ & + \mu_{i,1}\left(\frac{D}{N} - l_{i,1}\right) + \mu_{i,2}\left(\psi\frac{D}{N} - l_{i,2}\right) + \mu_{i,3}l_{i,1} + \mu_{i,4}l_{i,2}. \end{aligned}$$

Again, we simplify by redefining the Lagrangian multipliers applying to  $t = 2$  as the original multipliers divided by  $\beta$ .

The resulting Karush-Kuhn-Tucker conditions that any Nash equilibrium must satisfy are as follows:

$$-r_D + r - \bar{c} - \beta c'(\tilde{L}_{i,1}^{NE})l_{i,2}^{NE} - \mu_{i,1} + \mu_{i,3} = 0 \quad (29)$$

$$-r_D + r - c(\tilde{L}_{i,1}^{NE}) - \mu_{i,2} + \mu_{i,4} = 0 \quad (30)$$

$$\mu_{i,1}\left(\frac{D}{N} - l_{i,1}^{NE}\right) = \mu_{i,2}\left(\psi\frac{D}{N} - l_{i,2}^{NE}\right) = \mu_{i,3}l_{i,1}^{NE} = \mu_{i,4}l_{i,2}^{NE} = 0 \quad (31)$$

$$\mu_{i,1}, \mu_{i,2}, \mu_{i,3}, \mu_{i,4} \geq 0. \quad (32)$$

## C.2 Best response function

**Lemma 7.** *Let  $l_{i,1} \in (0, \frac{D}{N}]$ . Then,*

$$(l_{i,1}, 0) \notin \arg \max_{l_{i,1}, l_{i,2}} \pi_i(L_{-i}, (l_{i,1}, l_{i,2})).$$

*Proof.* It cannot be individually optimal to play  $l_{i,1} > 0$  without profiting from learning effects at  $t = 2$  since, by Assumption 1,  $l_{i,1} > 0$  implies losses at  $t = 1$ .  $\square$

**Lemma 8.** *The individually profit-maximising amount  $l_{i,2}^* = \arg \max_{l_{i,2}} \pi_i(L_{-i}, (l_{i,1}, l_{i,2}))$  follows a deterministic rule:*

$$l_{i,2}^* = \begin{cases} 0, & \text{if } r - c(\tilde{L}_{i,1}) \leq r_D \\ \psi\frac{D}{N}, & \text{otherwise.} \end{cases}$$

*Proof.* This follows directly from Equation 30 once we assume that banks prefer no loan financing if the return spread is exactly zero.  $\square$

Depending on the behavior of the other banks  $L_{-i}$ , we can then show that the best response of bank  $i$  can fall into four different categories:

1. “Immediate financing” (IF): bank  $i$  finances the full amount of projects in both periods subject to its demand constraint.
2. “Gradual financing” (GF): bank  $i$  finances some but not all available projects at  $t = 1$  and all projects at  $t = 2$ .
3. “Free-riding” (FR): bank  $i$  invests nothing at  $t = 1$  but finances all available projects at  $t = 2$ .
4. “No financing” (NF): bank  $i$  does not invest in either period.

**Lemma 9.** Bank  $i$ 's best response function  $BR_i : L_{-i} \mapsto \arg \max_{l_{i,1}, l_{i,2}} \pi_i(L_{-i}, l_i)$  is given by:

$$BR_i(L_{-i}) = \begin{cases} \left( \frac{D}{N}, \psi \frac{D}{N} \right) & \text{if } r - \bar{c} - \beta c'(\tilde{L}_{-i,1} + \frac{D}{N})\psi \frac{D}{N} > r_D \wedge \\ & \pi_i(L_{-i}, (\frac{D}{N}, \psi \frac{D}{N})) > 0 \\ \left( l_{i,1}^*, \psi \frac{D}{N} \right) & \text{if } \exists l_{i,1} \in [0, \frac{D}{N}) : \\ & r - \bar{c} - \beta c'(\tilde{L}_{-i,1} + l_{i,1})\psi \frac{D}{N} = r_D, \\ & \pi_i(L_{-i}, (l_{i,1}, \psi \frac{D}{N})) > 0 \\ \left( 0, \psi \frac{D}{N} \right) & \text{if the prior conditions are not satisfied and in addition,} \\ & r - c(\tilde{L}_{-i,1}) > r_D \\ \left( 0, 0 \right) & \text{otherwise} \end{cases}$$

with

$$l_{i,1}^* = (c')^{-1} \left( -\frac{r_D - r + \bar{c}}{\beta \psi \frac{D}{N}} \right) - \tilde{L}_{-i,1}.$$

*Proof.* This follows directly from the FOC in Equation 29 and Lemmas 7 and 8.  $\square$

### C.3 Symmetry of Nash equilibrium

We can show that any Nash equilibrium must be symmetric:

**Lemma 10.** In any Nash equilibrium, it holds that

$$\nexists i \in \{1, \dots, N\} : l_{i,1} = 0 \wedge l_{i,2} > 0.$$

*Proof.* Let  $l_{i,1} = 0$  in a Nash equilibrium. Assume for contradiction that  $l_{i,2} > 0$ . By Lemma 8, this implies that  $l_{i,2} = \psi \frac{D}{N}$ . Then, one of the following cases must hold:

- $\tilde{L}_{-i,1} = 0$ . But by Assumption 1, this would imply that  $r - c(\tilde{L}_{-i,1} + l_{i,1}) = r - \bar{c} < r_D$ . Then, it is trivial to see that

$$\pi_i((L_{-i}, (0, 0))) > \pi_i((L_{-i}, (0, l_{i,2}))).$$

Hence,  $(0, l_{i,2})$  cannot be a best response to  $L_{-i}$  for bank  $i$ , and therefore this strategy cannot be part of a Nash equilibrium.

- $\tilde{L}_{-i,1} > 0$ . This implies that there is another bank  $j$  with  $l_{j,1} > 0$  and, concomitantly,  $l_{j,2} = \psi \frac{D}{N}$  and

$$\tilde{L}_{-j,1} = \gamma \bar{L}_{-i,-j,1} < \gamma \bar{L}_{-i,-j,1} + \gamma l_{j,1} = \tilde{L}_{-i,1}$$

where  $\bar{L}_{-i,-j,1}$  denotes the sum of first-period loans by all banks except  $i$  and  $j$ . It follows immediately that  $\tilde{L}_{j,1} - \tilde{L}_{i,1} = (1 - \gamma)l_{j,1} > 0$ . Note that  $l_{j,1} > 0$  requires by

$j$ 's best response function that

$$r - \bar{c} - \beta c'(\tilde{L}_{j,1})\psi \frac{D}{N} \geq r_D,$$

while  $l_{i,1} = 0$  requires by  $i$ 's best response function that

$$r - \bar{c} - \beta c'(\tilde{L}_{i,1})\psi \frac{D}{N} < r_D.$$

But since  $-\beta c'(\cdot)\psi \frac{D}{N}$  is strictly decreasing,  $\tilde{L}_{i,1} < \tilde{L}_{j,1}$  implies that

$$r - \bar{c} - \beta c'(\tilde{L}_{i,1})\psi \frac{D}{N} > r - \bar{c} - \beta c'(\tilde{L}_{j,1})\psi \frac{D}{N} \geq r_D,$$

which is a contradiction. □

**Lemma 11.** *In any Nash equilibrium with  $\bar{L}_1 \in (0, D]$ , it holds that*

$$l_{i,1} \neq 0 \forall i = 1, \dots, N.$$

*Proof.*  $\bar{L}_1 \in (0, D]$  implies that there must be another bank  $j$  such that  $l_{j,1} > 0$ .

Assume for contradiction that there is a bank  $i$  such that  $l_{i,1} = 0$ . By Lemma 10, this implies that  $l_{i,2} = 0$ , which means that

$$\pi_i(L_{-i}, (0, 0)) = 0.$$

Note that  $l_{j,1} > 0$  implies that  $l_{j,2} > 0$  by the contrapositive of Lemma 7, which implies by Lemma 8 that  $l_{j,2} = \psi \frac{D}{N}$ . Hence, bank  $j$ 's profits must be

$$\pi_j(L_{-j}, (l_{j,1}, \psi \frac{D}{N})) = (r - \bar{c} - r_D)l_{j,1} + \beta \left( r - c(\tilde{L}_{-j,1} + l_{j,1}) - r_D \right) \psi \frac{D}{N}.$$

If the outcome is a Nash equilibrium, it has to hold by  $j$ 's best response function that this yields positive profits.

Also, note that

$$\tilde{L}_{-j,1} - \tilde{L}_{-i,1} = \gamma \bar{L}_{-i,-j,1} - (\gamma \bar{L}_{-i,-j,1} + \gamma l_{j,1}) = -\gamma l_{j,1} < 0,$$

which means that  $\tilde{L}_{-j,1} < \tilde{L}_{-i,1}$ . But since  $\pi_i(\cdot)$  is weakly increasing in  $\tilde{L}_{-i,1}$ , this means that if bank  $i$  were to switch from  $(0, 0)$  to adopting bank  $j$ 's strategy  $(l_{j,1}, \psi \frac{D}{N})$ , then it must be the case that

$$\pi_i(L_{-i}, (l_{j,1}, \psi \frac{D}{N})) \geq \pi_j(L_{-j}, (l_{j,1}, \psi \frac{D}{N})) > \pi_i(L_{-i}, (0, 0)).$$



By symmetry,  $(l_{j,1}, \psi \frac{D}{N})$  must be feasible for bank  $i$  since it is feasible for bank  $j$ . Therefore,  $(0, 0)$  cannot be a best response of bank  $i$  to  $L_{-i}$ , and the outcome cannot be a Nash equilibrium.  $\square$

**Lemma 12.** *In any Nash equilibrium with  $\bar{L}_1 \in (0, D]$  there is a  $l_1^* \in (0, \frac{D}{N}]$  such that*

$$l_{k,1} = l_1^* \forall k = 1, \dots, N.$$

*Proof.* In a Nash equilibrium with  $\bar{L}_1 \in (0, D]$ , it holds by Lemma 11 that  $l_{i,1} > 0 \forall i$ . Take any  $i \neq j$  and assume for contradiction that  $l_{j,1} > l_{i,1}$ .

This implies that  $\tilde{L}_{j,1} = \gamma \bar{L}_{-i,-j,1} + \gamma l_{i,1} + l_{j,1}$  and  $\tilde{L}_{j,1} = \gamma \bar{L}_{-i,-j,1} + \gamma l_{j,1} + l_{i,1}$ . Hence,

$$\tilde{L}_{j,1} - \tilde{L}_{i,1} = (1 - \gamma)(l_{j,1} - l_{i,1}) > 0.$$

Note that  $l_{i,1}, l_{j,1} > 0$  implies by Lemma 7 that  $l_{i,2} = l_{j,2} = \psi \frac{D}{N}$ . Furthermore,  $l_{j,1} > l_{i,1}$  implies that  $l_{i,1} < \frac{D}{N}$ . Since the outcome is a Nash equilibrium,  $i$ 's best response function requires that

$$r_D = r - \bar{c} - \beta c'(\tilde{L}_{i,1}) \psi \frac{D}{N}.$$

At the same time,  $l_{j,1} > 0$  implies by  $j$ 's best response function that

$$r_D \leq r - \bar{c} - \beta c'(\tilde{L}_{j,1}) \psi \frac{D}{N}.$$

Combining both expressions yields the requirement that

$$-c'(\tilde{L}_{j,1}) \geq -c'(\tilde{L}_{i,1}).$$

However, since  $-c'(\cdot)$  is strictly decreasing and  $\tilde{L}_{j,1} > \tilde{L}_{i,1}$ , this cannot hold.  $\square$

**Lemma 13.** *In any Nash equilibrium, it holds that*

$$l_{i,t} = l_t^* \forall i, t.$$

*Proof.* Simply note that  $\bar{L}_1 \in [0, D]$ , which means that one of the following cases has to hold:

- $\bar{L}_1 = 0$ . Then, trivially,  $l_{i,1} = 0 \forall i$ ;
- $\bar{L}_1 \in (0, D]$ . Then, by Lemma 12,  $l_{i,1} = l_1^* \forall i$ .

Since this implies that  $\tilde{L}_{i,1} = (1 + \gamma(N - 1))l_1^* \forall i$ , Lemma 8 tells us that  $l_{i,2} = l_2^*$  for some  $l_2^* \in \{0, \psi \frac{D}{N}\}$  for all  $i$ .  $\square$

## C.4 Existence of Nash equilibria

**Lemma 14.** Let  $l_1^{*NE} := \tilde{N}^{-1}(c')^{-1}\left(-\frac{r_D - r + \bar{c}}{\beta\psi\frac{D}{N}}\right)$ . Then the symmetric no-financing Nash equilibrium  $l_{i,t} = 0 \forall i, t$  exists if and only if

$$\nexists l_{i,1} \in \{\tilde{N}l_1^{*NE}, \frac{D}{N}\} \cap (0, \frac{D}{N}] : \beta(r - c(l_{i,1}) - r_D)\psi\frac{D}{N} > (r_D - r + \bar{c})l_{i,1}.$$

*Proof. Only if*

By Assumption 1, the FOCs in Equation 29 and 30 hold for  $l_{i,t} = 0 \forall i, t$  and  $\mu_{i,3}, \mu_{i,4} > 0$ . In other words, the symmetric no-financing outcome is always a critical point of the Lagrangian since both FOCs, in this case, reduce to  $r - \bar{c} < r_D$ .

By Lemma 9,  $(l_{i,1}, l_{i,2}) = (0, \psi\frac{D}{N})$  cannot be a best response of bank  $i$  given  $\bar{L}_{-i,1} = 0$ . Therefore, by Lemma 9 the only possible best-response deviations for bank  $i$  from the symmetric no-financing outcome are

$$(l_{i,1}, l_{i,2}) = \left(\frac{D}{N}, \psi\frac{D}{N}\right)$$

or

$$(l_{i,1}, l_{i,2}) = \left( (c')^{-1}\left(-\frac{r_D - r + \bar{c}}{\beta\psi\frac{D}{N}}\right) - \tilde{L}_{-i,1}, \psi\frac{D}{N} \right)$$

which, given  $\bar{L}_{-i,1} = 0$ , can be rewritten as

$$(l_{i,1}, l_{i,2}) = \left( \tilde{N}l_1^{*NE}, \psi\frac{D}{N} \right).$$

Assume that the symmetric no-financing outcome is not a Nash equilibrium. Then, one of these two possible deviations must be optimal for bank  $i$  given  $\bar{L}_{-i} = 0$ , which by the SOC requires that

$$\exists l_{i,1} \in \{\tilde{N}l_1^{*NE}, \frac{D}{N}\} \cap (0, \frac{D}{N}] : \pi_i\left(\bar{L}_{-i,1} = 0, (l_{i,1}, \psi\frac{D}{N})\right) > \pi_i(\bar{L}_{-i,1} = 0, (0, 0)) = 0.$$

Inserting the expression for  $\pi_i(\bar{L}_{-i,1} = 0, (l_{i,1}, \psi\frac{D}{N}))$  and rearranging gives us

$$\exists l_{i,1} \in \{\tilde{N}l_1^{*NE}, \frac{D}{N}\} \cap (0, \frac{D}{N}] : \beta(r - c(l_{i,1}) - r_D)\psi\frac{D}{N} > (r - \bar{c} - r_D)l_{i,1}.$$

**If**

If

$$\nexists l_{i,1} \in \{\tilde{N}l_1^{*NE}, \frac{D}{N}\} \cap (0, \frac{D}{N}] : \beta(r - c(l_{i,1}) - r_D)\psi\frac{D}{N} > (r_D - r + \bar{c})l_{i,1}$$

holds, then the SOC is violated for any  $(l_{i,1}, l_{i,2}) \neq (0, 0)$  that satisfies the best response function given by Lemma 9. Hence, the best response of bank  $i$  given  $\bar{L}_{-i,1} = 0$  must be  $(0, 0)$ .  $\square$

**Lemma 15.** Let  $l_1^{*NE} := \tilde{N}^{-1}(c')^{-1} \left( -\frac{r_D - r + \bar{c}}{\beta \psi \frac{D}{N}} \right)$ . Then the Nash equilibrium  $(l_1^{*NE}, \psi \frac{D}{N})_{i=1}^N$  exists if and only if

$$l_1^{*NE} \in (0, \frac{D}{N}] \wedge \beta \left( r - c(\tilde{N}l_1^{*NE}) - r_D \right) \psi \frac{D}{N} > (r_D - r + \bar{c}) l_1^{*NE}. \quad (33)$$

*Proof. If*

First, we must show that  $(l_1^{*NE}, \psi \frac{D}{N})_{i=1}^N$  satisfies the FOC for each bank  $i$ . Plugging this into Equation 29 yields

$$-r_D + r - \bar{c} - \beta c'(\tilde{N}l_1^{*NE}) \psi \frac{D}{N} - \mu_{i,1} + \mu_{i,3} = 0.$$

Assuming  $l_1^{*NE} \in (0, \frac{D}{N}) \implies \mu_{i,3} = \mu_{i,1} = 0$  and given the definition of  $l_1^{*NE}$ , this reduces to

$$0 = 0.$$

Assuming  $l_1^{*NE} = \frac{D}{N} \implies \mu_{i,3} = 0, \mu_{i,1} \geq 0$ , the Equation still holds for  $\mu_{i,1} = 0$ , which does not violate the complementary slackness conditions. Hence, in both cases, the FOC is satisfied.

By Lemma 9, the only possible deviations for bank  $i$  from  $(l_1^{*NE}, \psi \frac{D}{N})_{i=1}^N$  are  $(0, 0)$ ,  $(0, \psi \frac{D}{N})$ , and  $(\frac{D}{N}, \psi \frac{D}{N})$ . Then, the SOC requires that profits under these deviations are dominated by  $(l_1^{*NE}, \psi \frac{D}{N})$ .

First, note that

$$\beta \left( r - c(\tilde{N}l_1^{*NE}) - r_D \right) \psi \frac{D}{N} > (r_D - r + \bar{c}) l_1^{*NE}$$

implies that bank  $i$  makes an above-zero profit in the potential Nash equilibrium. Hence  $(0, 0)$ , which yields zero profits, cannot be an individually rational deviation from the potential Nash equilibrium.

For the other two deviations, it suffices to show that if  $l_{i,2} = \psi \frac{D}{N}$ , then for a given  $L_{-i,1}$

$$\pi_i \left( \bar{L}_{-i,1}, (l_{i,1}, \frac{D}{N}) \right) = (r - \bar{c} - r_D) l_{i,1} + \beta \left( r - c(l_{i,1} + \tilde{L}_{-i,1}) - r_D \right) \psi \frac{D}{N}$$

is strictly concave in  $l_{i,1}$  since the first term is linear, hence weakly concave, in  $l_{i,1}$  and  $-c(\cdot)$  is strictly concave by the strict convexity of  $c$ . Therefore, any deviation from the critical point  $(l_1^{*NE}, \psi \frac{D}{N})$  that still features  $l_{i,2} = \psi \frac{D}{N}$  must result in strictly lower profits and cannot be a best response.

**Only if**

Assume that the Nash equilibrium  $(l_1^{*NE}, \psi \frac{D}{N})_{i=1}^N$  exists. By Lemma 7, this then

implies that

$$l_1^{*NE} \neq 0$$

and, given the demand constraint and the nonnegativity condition,

$$l_1^{*NE} \in (0, \frac{D}{N}].$$

However, if the Nash equilibrium  $(l_1^{*NE}, \psi \frac{D}{N})_{i=1}^N$  exists, then by Lemma 9 this implies above-zero profits.  $\square$

**Lemma 16.** *The Nash equilibrium  $(\frac{D}{N}, \psi \frac{D}{N})_{i=1}^N$  exists if and only if*

$$r - \bar{c} - \beta\psi \frac{D}{N} c'(\tilde{N} \frac{D}{N}) \geq r_D \wedge \beta\psi \left( r - c(\frac{\tilde{N}}{N} D) - r_D \right) \geq r_D - r + \bar{c}.$$

*Proof.* **If**

For this part of the proof, we follow the same steps as above for Lemma 15: For

$$r - \bar{c} - \beta\psi \frac{D}{N} c' \left( \tilde{N} \frac{D}{N} \right) \geq r_D$$

the FOC with respect to  $l_{i,1}$  is satisfied and  $l_1^{*NE} \geq \frac{D}{N}$ . In other words, a deviation from the potential Nash equilibrium to  $l_{i,1} = l_1^{*NE}$  would violate the demand constraint. By the strict concavity of profits given  $l_{i,2} = \psi \frac{D}{N}$ , deviating from the critical point  $l_1^{*NE}$  to  $l_{i,1} = 0$  must yield strictly lower profits. By Lemma 9, the only remaining best response is  $(0, 0)$ , which cannot be optimal since

$$\beta\psi \left( r - c \left( \frac{\tilde{N}}{N} D \right) - r_D \right) \geq r_D - r + \bar{c}$$

implies profits above zero under the potential Nash equilibrium. Hence, the Nash equilibrium exists.

**Only if**

First, assume that profits of bank  $i$  under  $(\frac{D}{N}, \psi \frac{D}{N})_{i=1}^N$  are nonpositive. Since we assume that  $(0, 0)$  is preferred for zero profits, this directly implies that the best response must be  $(0, 0)$ .

Alternatively, assume that

$$r - \bar{c} - \beta\psi \frac{D}{N} c' \left( \tilde{N} \frac{D}{N} \right) < r_D.$$

By Lemma 9, this implies that the best response cannot be  $(l_{i,1}, l_{i,2}) = (\frac{D}{N}, \psi \frac{D}{N})$ .  $\square$

**Lemma 17.** Let  $\mathcal{L}^{NE}$  be the set of Nash equilibria and let  $l_1^{*NE} < \frac{D}{N}$ . Then  $(\frac{D}{N}, \psi \frac{D}{N})_{i=1}^N \notin \mathcal{L}^{NE}$  if  $(l_1^{*NE}, \psi \frac{D}{N})_{i=1}^N \in \mathcal{L}^{NE}$  and vice-versa.

*Proof.* By Lemma 16,  $(\frac{D}{N}, \psi \frac{D}{N})_{i=1}^N \notin \mathcal{L}^{NE}$  requires that

$$r - \bar{c} - \beta \psi \frac{D}{N} c' \left( \tilde{N} \frac{D}{N} \right) \geq r_D,$$

whereas, by Lemma 15,  $(l_1^{*NE}, \psi \frac{D}{N})_{i=1}^N \in \mathcal{L}^{NE}$  requires that

$$r - \bar{c} - \beta \psi \frac{D}{N} c' \left( \tilde{N} l_1^{*NE} \right) = r_D.$$

As  $l_1^{*NE} < \frac{D}{N}$  and  $c'' > 0$ , these conditions are mutually exclusive as

$$-\beta \psi \frac{D}{N} c' \left( \tilde{N} \frac{D}{N} \right) < -\beta \psi \frac{D}{N} c' \left( \tilde{N} l_1^{*NE} \right).$$

□

**Lemma 18.** Let  $\mathcal{L}^{NE}$  be the set of Nash equilibria. Then if  $(0, 0)_{i=1}^N \notin \mathcal{L}^{NE}$ , it holds that

$$(l_1^{*NE}, \psi \frac{D}{N})_{i=1}^N \in \mathcal{L}^{NE} \vee \left( \frac{D}{N}, \psi \frac{D}{N} \right)_{i=1}^N \in \mathcal{L}^{NE}.$$

*Proof.* By Lemma 14,  $(0, 0)_{i=1}^N \notin \mathcal{L}^{NE}$  requires that

$$\exists l_{i,1} \in \left\{ \tilde{N} l_1^{*NE}, \frac{D}{N} \right\} \cap \left( 0, \frac{D}{N} \right] : \beta (r - c(l_{i,1}) - r_D) \psi \frac{D}{N} > (r_D - r + \bar{c}) l_{i,1}.$$

This condition holds under two cases:

Case 1:

$$\exists l_{i,1} = \tilde{N} l_1^{*NE} \in \left( 0, \frac{D}{N} \right] : \beta (r - c(l_{i,1}) - r_D) \psi \frac{D}{N} > (r_D - r + \bar{c}) l_{i,1}.$$

Since this implies that  $l_1^{*NE} \in \left( 0, \frac{D}{N} \right)$ , both conditions in Lemma 15 are satisfied such that  $(l_1^{*NE}, \psi \frac{D}{N})_{i=1}^N \in \mathcal{L}^{NE}$ .

Case 2:

$$\tilde{N} l_1^{*NE} \notin \left( 0, \frac{D}{N} \right] \wedge \beta \psi \left( r - c\left(\frac{D}{N}\right) - r_D \right) \frac{D}{N} > (r_D - r + \bar{c}) \frac{D}{N}.$$

By Lemma 9, the latter expression (i.e., that bank  $i$  can obtain positive profits unilaterally) requires that

$$r - \bar{c} - \beta \psi \frac{D}{N} c' \left( \frac{D}{N} \right) > r_D.$$

Since  $\tilde{N}l_1^{*NE}$  is implicitly defined by

$$r - \bar{c} - \beta\psi \frac{D}{N} c'(\tilde{N}l_1^{*NE}) = r_D$$

and  $c'' > 0$ , this implies that  $\tilde{N}l_1^{*NE} > \frac{D}{N}$ .

Now, we need to distinguish two further cases:

Case 2a:  $l_1^{*NE} \leq \frac{D}{N}$ .

We know that

$$\beta \left( r - c\left(\frac{D}{N}\right) - r_D \right) \psi \frac{D}{N} > (r_D - r + \bar{c}) \frac{D}{N}$$

and that  $l_1^{*NE} \leq \frac{D}{N}$  while  $\tilde{N}l_1^{*NE} > \frac{D}{N}$ . Then it directly follows that

$$\beta \left( r - c(\tilde{N}l_1^{*NE}) - r_D \right) \psi \frac{D}{N} > (r_D - r + \bar{c}) l_1^{*NE}$$

since  $c' < 0$  and by Assumption 1,  $r_D - r + \bar{c} > 0$ . Hence, both conditions in Lemma 15 are satisfied such that  $(l_1^{*NE}, \psi \frac{D}{N})_{i=1}^N \in \mathcal{L}^{NE}$ .

Case 2b:  $l_1^{*NE} > \frac{D}{N}$ .

Again, we can directly conclude that

$$\beta \left( r - c\left(\tilde{N}\frac{D}{N}\right) - r_D \right) \psi \frac{D}{N} > (r_D - r + \bar{c}) \frac{D}{N}.$$

Hence, both conditions in Lemma 16 are satisfied such that  $(\frac{D}{N}, \psi \frac{D}{N})_{i=1}^N \in \mathcal{L}^{NE}$ .

□

## C.5 Early financing gap

**Lemma 19.** *Let  $\mathcal{L}^{SO}$  be the set of socially optimal solutions and  $\mathcal{L}^{NE}$  be the set of Nash equilibrium solutions. Then, if  $(0, 0)_{i=1}^N \in \mathcal{L}^{SO}$ , then  $\mathcal{L}^{NE} = \{(0, 0)_{i=1}^N\}$ .*

*Proof.* By the social planner's SOC,  $(0, 0)_{i=1}^N \in \mathcal{L}^{SO}$  implies that, for any  $\bar{L}_1 \in [0, D]$ ,  $\tilde{L}_1 \in \left[0, \frac{\tilde{N}}{N}D\right]$ ,

$$0 \geq (r - \bar{c} - r_D)\bar{L}_1 + \beta(r - c(\tilde{L}_1) - r_D)\psi D.$$

Dividing both sides of this inequality by  $N$ , it is immediately clear that this is equivalent to

$$0 \geq (r - \bar{c} - r_D)l_1 + \beta(r - c(\tilde{L}_1) - r_D)\psi \frac{D}{N} \tag{34}$$

for any  $l_1 \in \left[0, \frac{D}{N}\right]$ ,  $\tilde{L}_1 \in \left[0, \frac{\tilde{N}}{N}D\right]$ .

Now, assume for contradiction that there is a different Nash equilibrium. This implies

that there is at least one bank  $i$  for which  $l_{i,1} \in (0, \frac{D}{N}]$  and  $\tilde{L}_{-i,1} \in [0, \frac{\tilde{N}-1}{N}D]$ . However, by bank  $i$ 's best response function, this would require that

$$0 < (r - \bar{c} - r_D)l_{i,1} + \beta \left( r - c(\tilde{L}_{-i,1} + l_{i,1}) - r_D \right) \psi \frac{D}{N}.$$

Since  $L_{-i,1} + l_{i,1} \in [0, \frac{\tilde{N}}{N}D]$ , this would contradict the condition in Equation 34.  $\square$

**Lemma 20.** *Let the unique socially optimal solution be such that  $\bar{L}_1^{SO} \in (0, D)$ . Let  $\mathcal{L}^{NE}$  be the set of Nash equilibrium solutions. Then, for any  $L \in \mathcal{L}^{NE}$  and  $N > 1$ , it must hold that  $\bar{L}_1 < \bar{L}_1^{SO}$ .*

*Proof.* Assume for contradiction that  $\bar{L}_1 \geq \bar{L}_1^{SO}$ . By Lemma 13 (symmetry of the Nash equilibrium), this implies that  $l_{i,1} = l_1 = \frac{\bar{L}_1}{N} \in (0, \frac{D}{N}] \forall i$ . It also requires that there is at least one bank  $i$  with  $l_{i,1}^{SO} \leq l_1$  and  $\bar{L}_{-i,1} = \bar{L}_1 - l_1 \in [0, \frac{N-1}{N}D]$ . Let  $i$  be this bank.

The bank's best response function implies that

$$-c'(\gamma \bar{L}_{-i,1} + l_1) \geq \frac{r_D - r + \bar{c}}{\beta} \frac{N}{\psi D},$$

where the condition holds with strict inequality if and only if  $l_1 = \frac{D}{N}$ . On the other hand, the FOCs for bank  $i$  in the social planner's problem tell us that

$$-c'(\gamma \bar{L}_{-i,1}^{SO} + l_{i,1}^{SO}) \leq \frac{r_D - r + \bar{c}}{\beta} \frac{N}{\psi D} \frac{1}{N},$$

where the condition holds with strict inequality if and only if  $l_{i,1}^{SO} = 0$ .

As  $N > 1$ , we know that

$$\frac{r_D - r + \bar{c}}{\beta} \frac{N}{\psi D} > \frac{r_D - r + \bar{c}}{\beta} \frac{N}{\psi D} \frac{1}{N},$$

and hence that

$$-c'(\gamma \bar{L}_{-i,1} + l_1) > -c'(\gamma \bar{L}_{-i,1}^{SO} + l_{i,1}^{SO}).$$

Since  $c(\cdot)$  is strictly decreasing and convex,  $-c'(\cdot)$  is strictly decreasing. This implies that  $\gamma \bar{L}_{-i,1} + l_1 < \gamma \bar{L}_{-i,1}^{SO} + l_{i,1}^{SO}$ . Rearranging yields

$$\bar{L}_1 + \frac{1}{\gamma}(l_1 - l_{i,1}^{SO}) < \bar{L}_1^{SO}.$$

Since  $l_1 - l_{i,1}^{SO} \geq 0$ , this implies that  $\bar{L}_1 < \bar{L}_1^{SO}$ , which contradicts  $\bar{L}_1 \geq \bar{L}_1^{SO}$ .  $\square$

**Lemma 21.** *Let  $(\frac{D}{N}, \psi \frac{D}{N})_{i=1}^N$  be the unique socially optimal solution. Let  $\mathcal{L}^{NE}$  be the set*

of Nash equilibrium solutions. Then,  $(\frac{D}{N}, \psi \frac{D}{N})_{i=1}^N \in \mathcal{L}^{NE}$  if and only if

$$-c'(\frac{\tilde{N}}{N}D) \geq \frac{r_D - r + \bar{c}}{\beta} \frac{N}{\psi D}. \quad (35)$$

*Proof.* If  $(\frac{D}{N}, \psi \frac{D}{N})_{i=1}^N$  is the solution to the social maximization problem, the SOC implies that total profits exceed zero, i.e.,

$$\beta \left( r - c(\tilde{N} \frac{D}{N}) - r_D \right) \psi \frac{D}{N} > (r - \bar{c} - r_D) \frac{D}{N}$$

which satisfies the second condition in Lemma 16. The condition stated above is then simply the first condition in Lemma 16 restated.  $\square$

## D Proofs for Propositions 3 and 4 (stand-alone policy interventions)

Using a more formal notation, Propositions 3 and 4 can be stated as follows:

**Proposition 3.** Let  $l_1^{SO} \in (0, \frac{D}{N})$ , let  $s_1^* := -\beta\gamma(N-1)\psi \frac{D}{N} c'(\tilde{N}l_1^{SO}) > 0$ , and let  $\mathcal{L}^{NE}|_s$  be the set of possible Nash equilibria for a given  $s_1, s_2 \geq 0$  and  $g_1, g_2 = 0$ . Then, it holds that

- $(l_1^{SO}, l_2^{SO})_{i=1}^N \in \mathcal{L}^{NE}|_s \forall s_1 = s_1^*, s_2 \geq 0$ ;
- $(0, 0)_{i=1}^N \in \mathcal{L}^{NE}|_s \forall s_1 = s_1^*, s_2 \geq 0$  if and only if

$$\begin{aligned} \nexists l_{i,1} \in \{\tilde{N}l_1^{SO}, \frac{D}{N}\} \cap (0, \frac{D}{N}] : \\ \beta(r - c(l_{i,1}) - r_D + s_2) \psi \frac{D}{N} \geq (\bar{c} + r_D - r - s_1^*) l_{i,1}; \end{aligned} \quad (36)$$

- $(0, 0)_{i=1}^N \in \mathcal{L}^{NE}|_s \forall s_1 = s_1^*, s_2 = 0$  if

$$(0, 0) \in \mathcal{L}^{NE}|_s \text{ for } s_1, s_2 = 0 \wedge r - r_D \leq c(\frac{D}{N}); \quad (37)$$

- $\mathcal{L}^{NE}|_s = \{(l_1^{SO}, l_2^{SO})_{i=1}^N\} \forall s_1 = s_1^*, s_2 > \bar{c} + r_D - r$ .

*Proof.* See Appendix D.2.  $\square$

**Proposition 4.** Let  $l_1^{SO} \in (0, \frac{D}{N})$ , and let  $\mathcal{L}^{NE}|_g$  be the set of possible Nash equilibria for a given  $g_1, g_2 \geq 0$  and  $s_1, s_2 = 0$ . Let  $l_1^{*NE}|_g := (c')^{-1} \left( -\frac{\bar{c} + r_D - r}{\beta\psi \frac{D - g_2}{N}} \right) - \frac{\gamma g}{N} g_1$ , and let  $g_1^* := \frac{1}{\gamma^g} c^{-1}(r - r_D)$ . Then, it holds that



- $\mathcal{L}^{NE}|g \in \mathcal{P} \left( \left\{ \left( \max\{0, \min\{l_1^{*NE}|g, \frac{D-g_1}{N}\}\}, \psi \frac{D-g_2}{N} \right)_{i=1}^N, (0, 0)_{i=1}^N \right\} \right) \setminus \emptyset$ ;
- $(0, 0)_{i=1}^N \notin \mathcal{L}^{NE}|g \forall g_1 \in (g_1^*, D), g_2 \in [0, \psi D]$ ;
- $l_1^{*NE}|g$  decreases in  $g_2$ ;
- The parameter space for which  $\left( \max\{0, \min\{l_1^{*NE}|g, \frac{D-g_1}{N}\}\}, \psi \frac{D-g_2}{N} \right)_{i=1}^N \in \mathcal{L}^{NE}|g$  decreases in  $g_2$ .

*Proof.* See Appendix D.3. The comparative statics for  $l_1^{*NE}|g$  follow directly from its definition, keeping in mind that  $(c')^{-1}$  is monotonically increasing.  $\square$

## D.1 First-order conditions

The first-order conditions for the maximization problem by bank  $i$  given in Equation 16 are as follows:

$$r - \bar{c} - r_D + s_1 - \beta c' \left( \gamma \sum_{j \neq i} l_{j,1}^{NE} + \gamma^g g_1 + l_{i,1}^{NE} \right) l_{i,2}^{NE} - \mu_{i,1} + \mu_{i,3} = 0 \quad (38)$$

$$r - c \left( \gamma \sum_{j \neq i} l_{j,1}^{NE} + \gamma^g g_1 + l_{i,1}^{NE} \right) - r_D + s_2 - \mu_{i,2} + \mu_{i,4} = 0 \quad (39)$$

$$\mu_{i,1} \left( \frac{D}{N} - l_{i,1}^{NE} - \frac{g_1}{N} \right) = \mu_{i,2} \left( \psi \frac{D}{N} - l_{i,2}^{NE} - \frac{g_2}{N} \right) = \mu_{i,3} l_{i,1}^{NE} = \mu_{i,4} l_{i,2}^{NE} = 0 \quad (40)$$

$$\mu_{i,1}, \mu_{i,2}, \mu_{i,3}, \mu_{i,4} \geq 0. \quad (41)$$

Considering Equations 38-39,  $\forall s_1, s_2, g_1, g_2 \geq 0$ , we could simply redefine  $r^* := r + s_2$ ,  $r_D^* := r_D - s_1 + s_2$ , and  $\bar{c}^* := c(\gamma^g g_1)$  and  $c^*(x) = c(x + \gamma^g g_1)$ . We would then face the same maximization problem as before and follow the steps in Appendix C.3 to derive that any resulting Nash equilibrium under the policy intervention must be symmetric and take the shape of a no-financing, gradual-financing, or immediate-financing equilibrium. In addition, it is now also possible that  $(0, \psi \frac{D-g_2}{N})_{i=1}^N$  is a Nash equilibrium if the policy intervention alone suffices to ensure bankability at  $t = 2$ . Nevertheless, the existence of this additional outcome does not affect the logical steps that underlie the symmetry of the Nash equilibrium:

**Lemma 22.** *Let  $\mathcal{L}^{NE}|gs$  be the set of possible Nash equilibria for a given  $s_1, s_2, g_1, g_2 \geq 0$ . Then for any  $(l_1^{NE}, l_2^{NE}) \in \mathcal{L}^{NE}|gs$  it holds that*

$$l_{i,t}^{NE} = l_t^{NE} \forall i = 1, \dots, N, t \in \{1, 2\}.$$

*Proof.* Analogous to Lemma 13 with the redefined maximization problem.  $\square$

## D.2 De-risking subsidy

**Lemma 23.** *Let  $l_1^{SO} \in (0, \frac{D}{N})$ . Then,  $s_1^* := -\beta\gamma(N-1)\psi\frac{D}{N}c'(\tilde{N}l_1^{SO}) < r_D - r + \bar{c}$ .*

*Proof.* If  $l_1^{SO} \in (0, \frac{D}{N})$ , then by Equation 19 it holds that:

$$r - r_D - \bar{c} - \beta c'(\tilde{N}l_1^{SO})\psi\frac{\tilde{N}}{N}D = 0.$$

Recalling that  $\tilde{N} := 1 + \gamma(N-1)$ , we can rewrite this as

$$-\beta c'(\tilde{N}l_1^{SO})\psi\frac{D}{N} - \beta c'(\tilde{N}l_1^{SO})\gamma(N-1)\psi\frac{D}{N} = r_D - r + \bar{c}.$$

As  $c' < 0$ , both terms on the left-hand side are strictly positive. The second term on the left-hand side is equal to  $s_1^*$ . Therefore,  $s_1^* < r_D - r + \bar{c}$ .  $\square$

**Lemma 24.** *Let  $l_1^{SO} \in (0, \frac{D}{N})$ ,  $s_1^* := -\beta\gamma(N-1)\psi\frac{D}{N}c'(\tilde{N}l_1^{SO}) > 0$ , and  $\mathcal{L}^{NE}|_s$  be the set of possible Nash equilibria for a given  $s_1, s_2 \geq 0$  and  $g_1, g_2 = 0$ . Then,  $(l_1^{SO}, l_2^{SO}) \in \mathcal{L}^{NE}|_s \forall s_1 = s_1^*, s_2 \geq 0$ .*

*Proof.* Imposing symmetry by Lemma 22 and inserting  $s_1 = s_1^*, g_1 = g_2 = 0$  into Equation 38 yields:

$$r - \bar{c} - r_D - \beta\gamma(N-1)l_2^{NE}c'(\tilde{N}l_1^{NE}) - \beta c'(\tilde{N}l_1^{NE})l_2^{NE} - \mu_{i,1} + \mu_{i,3} = 0.$$

Note that this equals the FOC for the social optimum, such that we can replace  $(l_1^{NE}, l_2^{NE})$  with  $(l_1^{SO}, l_2^{SO})$ . We can further set  $l_2^{SO} = \psi\frac{D}{N}$ , which directly follows from  $l_1^{SO} \in (0, \frac{D}{N})$ :

$$r - \bar{c} - r_D - \beta\tilde{N}\psi\frac{D}{N}c'(\tilde{N}l_1^{SO}) - \mu_{i,1} + \mu_{i,3} = 0.$$

Note that this is identical to Equation 19 at  $l_2^{SO} = \psi\frac{D}{N}$ . By the Appendix version of Proposition 1,  $l_1^{SO} \in (0, \frac{D}{N})$  then implies that this satisfies the FOCs of banks. By the Appendix version of Proposition 1, the SOC of above-zero profits (Equation 25) must hold, which by symmetry implies above-zero profits for each bank  $i$ . Hence, both conditions in Lemma 15 are met and  $(l_1^{SO}, l_2^{SO}) \in \mathcal{L}^{NE}|_s$ .  $\square$

**Lemma 25.** *Let  $l_1^{SO} \in (0, \frac{D}{N})$ ,  $s_1^* := -\beta\gamma(N-1)\psi\frac{D}{N}c'(\tilde{N}l_1^{SO}) > 0$ , and  $\mathcal{L}^{NE}|_s$  be the set of possible Nash equilibria for a given  $s_1, s_2 \geq 0$  and  $g_1, g_2 = 0$ . Then,  $(0, 0) \in \mathcal{L}^{NE}|_s \forall s_1 = s_1^*, s_2 \geq 0$  if and only if*

$$\nexists l_{i,1} \in \{\tilde{N}l_1^{SO}, \frac{D}{N}\} \cap (0, \frac{D}{N}] : \quad (42)$$

$$\beta(r - c(l_{i,1}) - r_D + s_2)\psi\frac{D}{N} > (r_D - r + \bar{c} - s_1^*)l_{i,1}. \quad (43)$$

*Proof.* This simply reflects the condition in the Appendix version of Proposition 2 for the adjusted maximization problem allowing for  $s_1, s_2 \geq 0$ . Note that under  $s_1 = s_1^*$  and for  $l_{j,1} = 0 \forall j \neq i$ , the loan financing amount, for which bank  $i$ 's FOC with respect to  $l_{i,1}$  holds with equality, is  $\tilde{N}l_1^{SO}$ . In other words, this is the amount of loan financing (net of spillover losses) in the social optimum. Then, the remaining proof can be derived by the same steps as for Lemma 14.  $\square$

**Lemma 26.** *Let  $l_1^{SO} \in (0, \frac{D}{N})$ ,  $s_1^* := -\beta\gamma(N-1)\psi\frac{D}{N}c'(\tilde{N}l_1^{SO}) > 0$ , and  $\mathcal{L}^{NE}|_s$  be the set of possible Nash equilibria for a given  $s_1, s_2 \geq 0$  and  $g_1, g_2 = 0$ . Then, it holds that  $(0, 0) \in \mathcal{L}^{NE}|_s \forall s_1 = s_1^*, s_2 = 0$  if*

$$r - c\left(\frac{D}{N}\right) \leq r_D.$$

*Proof.* Inserting  $s_2 = 0$  into the condition in Lemma 25 for the existence of a zero-financing Nash equilibrium yields

$$\beta(r - c(l_{i,1}) - r_D)\psi\frac{D}{N} > (r_D - r + \bar{c} - s_1^*)l_{i,1}.$$

By Lemma 23, the right-hand side is positive if  $l_{i,1} > 0$ . But by  $r - c(\frac{D}{N}) \leq r_D$ , the left-hand side is nonpositive for all  $l_{i,1} \in [0, \frac{D}{N}]$ . Hence, the condition in Lemma 25 is satisfied as the inequality condition cannot hold for any  $l_{i,1} \in [0, \frac{D}{N}]$ .  $\square$

**Lemma 27.** *Let  $l_1^{SO} \in (0, \frac{D}{N})$ ,  $s_1^* := -\beta\gamma(N-1)\psi\frac{D}{N}c'(\tilde{N}l_1^{SO}) > 0$ , and  $\mathcal{L}^{NE}|_s$  be the set of possible Nash equilibria for a given  $s_1, s_2 \geq 0$  and  $g_1, g_2 = 0$ . Then, it holds that  $\mathcal{L}^{NE}|_s = \{(l_1^{SO}, l_2^{SO})\} \forall s_1 = s_1^*, s_2 > r_D + \bar{c} - r$ .*

*Proof.* By the Appendix version of Proposition 2, if  $l_1^{SO} \in (0, \frac{D}{N})$ , then

$$\mathcal{L}^{NE} \in \left\{ \{(0, 0)_{i=1}^N\}, \{(0, 0)_{i=1}^N, (l_1^{*NE}, \psi\frac{D}{N})_{i=1}^N\}, \{(l_1^{*NE}, \psi\frac{D}{N})_{i=1}^N\} \right\}.$$

The same steps can be followed for the re-defined maximization problem under policies in Equation 16 such that

$$\mathcal{L}^{NE}|_s \in \left\{ \{(0, 0)_{i=1}^N\}, \{(0, 0)_{i=1}^N, (l_1^{*NE}|_s, \psi\frac{D}{N})_{i=1}^N\}, \{(l_1^{*NE}|_s, \psi\frac{D}{N})_{i=1}^N\} \right\}.$$

By Lemma 24, it holds that

$$(l_1^{SO}, \psi\frac{D}{N})_{i=1}^N \in \mathcal{L}^{NE}|_s \forall s_1 = s_1^*, s_2 \geq 0.$$

By Equation 39, the FOC with respect to  $l_{i,2}$  requires that

$$r - c\left(\gamma \sum_{j \neq i} l_{j,1}^{NE}|_s + \gamma^g g_1 + l_{i,1}^{NE}|_s\right) - r_D + s_2 - \mu_{i,2} + \mu_{i,4} = 0$$

which, since  $c(\cdot) \leq \bar{c}$ , can only hold for  $g_1 = 0, s_2 > r_D - (r - \bar{c})$  if  $\mu_{i,2} > 0$ —i.e., for  $l_{i,2}^{NE}|s = \psi \frac{D}{N}$ . Hence,  $(0, 0)_{i=1}^N \notin \mathcal{L}^{NE}|s$ .  $\square$

### D.3 Public loan provision

**Lemma 28.** *Let  $l_1^{SO} \in (0, \frac{D}{N})$ , and let  $\mathcal{L}^{NE}|g$  be the set of possible Nash equilibria for a given  $g_1, g_2 \geq 0$  and  $s_1, s_2 = 0$ . Let  $l_1^{*NE}|g := (c')^{-1} \left( -\frac{\bar{c} + r_D - r}{\beta \psi \frac{D-g_2}{N}} \right) - \frac{\gamma^g}{N} g_1$ . Then*

$$\mathcal{L}^{NE}|g \in \mathcal{P} \left( \left\{ \left( \max\{0, \min\{l_1^{*NE}|g, \frac{D-g_1}{N}\}\}, \psi \frac{D-g_2}{N} \right)_{i=1}^N, (0, 0)_{i=1}^N \right\} \right) \setminus \emptyset.$$

*Proof.* By Lemma 22, every solution in  $\mathcal{L}^{NE}|g$  must be symmetric. By Lemma 2,  $l_1^{SO} < \frac{D}{N}$  implies that  $l_1^{*NE} < \frac{D}{N}$ , but the demand constraint  $l_{i,1} \leq \frac{D-g_1}{N}$  can still bind for very low values of  $\gamma$  and very high values of  $g_1$ .

Under public loan provision, the FOC with respect to  $l_{i,2}$  now requires that

$$r - c(\tilde{L}_{i,1}^{NE}|g + \gamma^g g_1) - r_D - \mu_{i,2} + \mu_{i,4} = 0.$$

The deterministic rule for  $l_{i,2}^{NE}|g$  then becomes

$$l_{i,2}^{NE}|g = \begin{cases} 0, & \text{if } r - c(\tilde{L}_{i,1} + \gamma^g g_1) \leq r_D \\ \psi \frac{D-g_2}{N}, & \text{otherwise.} \end{cases} \quad (44)$$

Therefore,  $\gamma^g g_1 \geq c^{-1}(r - r_D)$  implies that  $l_2^{NE}|g = \psi \frac{D-g_2}{N}$ .

Similarly, the best response function derived under the steps followed for Lemma 9 changes as follows:

$$\text{BR}_i(L_{-i})|g = \begin{cases} \left( \frac{D-g_1}{N}, \psi \frac{D-g_2}{N} \right) & \text{if } r - \bar{c} - \beta c' \left( \gamma L_{-i,1} + \gamma^g g_1 + \frac{D-g_1}{N} \right) \psi \frac{D-g_2}{N} > r_D \wedge \\ & r - c(\gamma L_{-i,1} + \gamma^g g_1 + \frac{D-g_1}{N}) > r_D \wedge \\ & \pi_i(L_{-i}, (\frac{D-g_1}{N}, \psi \frac{D-g_2}{N})) > 0 \\ \left( l_{i,1}^*|g, \psi \frac{D-g_2}{N} \right) & \text{if } \exists l_{i,1} \in [0, \frac{D-g_1}{N}) : \\ & r - \bar{c} - \beta c' \left( \gamma L_{-i,1} + \gamma^g g_1 + l_{i,1} \right) \psi \frac{D-g_2}{N} = r_D, \\ & \pi_i(L_{-i}, (l_{i,1}, \psi \frac{D-g_2}{N})) > 0 \\ \left( 0, \psi \frac{D-g_2}{N} \right) & \text{if the prior conditions are not satisfied and} \\ & r - c(\gamma L_{-i,1} + \gamma^g g_1) > r_D \\ (0, 0) & \text{otherwise} \end{cases}$$

with

$$l_{i,1}^*|g = (c')^{-1} \left( \frac{r_D - r + \bar{c}}{\beta \psi \frac{D-g_2}{N}} \right) - \gamma L_{-i,1} - \gamma^g g_1.$$

Steps to derive the possible Nash equilibria are the same as in Appendix C.2 with one important difference. By Equation 44, it is now possible that  $(0, \psi \frac{D-g_2}{N})_{i=1}^N \in \mathcal{L}^{NE}|g$  if  $\gamma^g g_1 > c^{-1}(r - r_D)$ .

Deriving the symmetric amount of loan financing that solves the FOC with respect to  $l_{i,1}$  yields

$$\tilde{N}l_1^{*NE}|g = (c')^{-1} \left( \frac{r_D - r + \bar{c}}{\beta \psi \frac{D-g_2}{N}} \right) - \gamma^g g_1$$

which, subject to the nonnegativity and the demand constraint, leads to the possible definitions of  $\mathcal{L}^{NE}|g$  in Lemma 28. □

**Lemma 29.** *Let  $l_1^{SO} \in (0, \frac{D}{N})$  let  $\mathcal{L}^{NE}|g$  be the set of possible Nash equilibria for a given  $g_1, g_2 \geq 0$  and  $s_1, s_2 = 0$ . Then the parameter space, for which  $(\min\{l_1^{*NE}|g, \frac{D-g_1}{N}\}, \psi \frac{D-g_2}{N})_{i=1}^N \in \mathcal{L}^{NE}|g$ , decreases in  $g_2$ .*

*Proof.* Based on the best-response function  $BR_i(L_i)|g$  above, a Nash equilibrium with  $l_1^{NE}|g > 0$  requires that

$$r - \bar{c} - \beta c' \left( \tilde{N}l_1^{NE}|g + \gamma^g g_1 \right) \psi \frac{D-g_2}{N} \geq r_D.$$

As  $c' < 0$ , this is, ceteris paribus, less likely to hold for  $g_2 \uparrow$ .

The FOC with respect to  $l_{i,2}$  does not depend on  $g_2$ , while bank profits  $\pi_i$ , ceteris paribus, also decrease weakly monotonically in  $g_2$ , making the profitability condition in the best-response function less likely to hold as well. Therefore, all three conditions for a Nash equilibrium with  $l_1^{NE}|g > 0$  are either less likely to hold or unaffected by  $g_2 \uparrow$ . □

**Lemma 30.** *Let  $l_1^{SO} \in (0, \frac{D}{N})$ , and let  $\mathcal{L}^{NE}|g$  be the set of possible Nash equilibria for a given  $g_1, g_2 \geq 0$  and  $s_1, s_2 = 0$ . Let  $g_1^* := \frac{c^{-1}(r-r_D)}{\gamma^g}$ . Then, if  $g_1 > g_1^*$ , it holds that  $(0, 0) \notin \mathcal{L}^{NE}|g$ .*

*Proof.* This follows directly from Equation 44 since  $g_1 > g_1^*$  implies that  $l_2^{NE}|g = \psi \frac{D-g_2}{N}$ . Importantly, this is a sufficient but not a necessary condition for  $(0, 0) \notin \mathcal{L}^{NE}|g$  because a value for  $g_1$  that is (slightly) below  $g_1^*$  might still enable an individual bank  $i$  to reach positive profits by deviating unilaterally from the  $(0, 0)$  Nash equilibrium. □

## E Proofs for Lemmas 3 and 4 (policy costs & policy mix)

### E.1 Comparing the de-risking subsidy and public loan provision for addressing the coordination failure

**Lemma 31.** *Let  $l_1^{SO} \in (0, \frac{D}{N})$ ,  $g_1 = g_1^* + \epsilon$ ,  $g_2 = s_1 = 0$ , and  $s_2 = r_D + \bar{c} - r + \epsilon$ , where  $\epsilon > 0$  is an infinitesimally small positive constant. Then, it holds that*

$$g_1^* < \beta^g r_D^g D \implies PC(g_1) < PC(s_2) \forall r_D^g = r_D, r^g = r, \beta^g \geq 0, g_2 \geq 0, l_1^{NE}|g \geq 0$$

*Proof.* If the characteristics of the public loan provider and private banks are identical and  $\epsilon$  is negligible, then

$$PC(s_2) \approx (r_D + \bar{c} - r)\beta\psi Dr_D$$

$$PC(g_1) = (r_D + \bar{c} - r)g_1 - \beta (r - c(g_1 + \gamma N l_1^{NE}|g) - r_D) g_2.$$

Since  $g_2$  can always be set to zero if second-period public loans are nonprofitable (i.e., if  $r - c(g_1 + \gamma N l_1^{NE}|g) \leq r_D$ ), this implies that

$$PC(g_1) \leq (r_D + \bar{c} - r)g_1$$

such that any  $g_1 < \beta\psi Dr_D$  satisfies  $PC(g_1) < PC(s_2)$ . □

### E.2 Policy mix

Using formal notation, Lemma 4 can be stated as follows:

**Lemma 32.** *Let  $l_1^{SO} \in (0, \frac{D}{N})$ ,  $\mathcal{L}^{NE}|gs$  be the set of possible Nash equilibria given  $g_1 = g_1^* + \epsilon$ , and  $s_1 = s_1^*$ ,  $g_2 = s_2 = 0$ . Then, it holds that*

- $\mathcal{L}^{NE}|gs = \{(l_1^{SO} - \frac{\gamma^g}{N} g_1, \psi \frac{D}{N})_{i=1}^N\} \forall g_2 \geq 0$ ;
- $l_1^{NE}|g < l_1^{NE}|gs < l_1^{SO}$ .

*Proof.* Note that the FOC with respect to  $l_{i,2}$  in Equation 39 is unaffected by  $s_1 = s_1^*$ . Hence, Lemma 30 equally applies such that  $(0, 0)_{i=1}^N \notin \mathcal{L}^{NE}|gs$  for  $g_1 = g_1^* + \epsilon$ .

By  $l_1^{SO} \in (0, \frac{D}{N})$  and Equation 11, we know that

$$-\beta\psi \frac{D}{N} c'(\tilde{N} l_1^{SO}) (1 + \gamma(N - 1)) = r_D + \bar{c} - r.$$

Under the given policy mix, the FOC with respect to  $l_{i,1}$  from the individual bank's

profit maximization in Equation 38 then yields

$$-\beta\psi\frac{D}{N}c'(\tilde{N}l_1^{*NE}|gs + \gamma^g g_1) + s_1^* = r_D + \bar{c} - r.$$

Inserting the definition of  $s_1^*$  then gives us

$$-\beta\psi\frac{D}{N}\left(c'(\tilde{N}l_1^{*NE}|gs + \gamma^g g_1) + \gamma(N-1)c'(\tilde{N}l_1^{SO})\right) = r_D + \bar{c} - r.$$

Since bank  $i$  takes  $g_1$  as exogenous, combining this with the FOC from the social maximization problem requires

$$\tilde{N}l_1^{SO} = \tilde{N}l_1^{*NE}|gs + \gamma^g g_1.$$

Note that by the Appendix version of Proposition 1,  $l_1^{SO} \in (0, \frac{D}{N})$  implies strictly positive overall profits. Given the definition of  $g_1$ , this implies that

$$\tilde{N}l_1^{SO} > \gamma^g g_1$$

because for  $\bar{L}_1 = 0$ ,  $g_1 = g_1^* + \epsilon$ , the return spread at  $t = 2$  is zero, and banks make zero profits in both periods. Therefore,

$$l_1^{SO} - \frac{\gamma^g}{\tilde{N}}g_1 > 0$$

such that  $l_1^{*NE}|gs \in (0, \frac{D}{N})$ .

Regarding the second statement in Lemma 32,  $l_1^{NE}|gs < l_1^{SO}$  follows directly from

$$l_1^{NE}|gs = l_1^{SO} - \frac{\gamma^g}{\tilde{N}}g_1$$

since  $\gamma^g, g_1, \tilde{N} > 0$ .

By the Appendix version of Proposition 4, the maximum value  $l_1^{NE}|g$  can take for any  $g_1$  is  $(c')^{-1}\left(-\frac{\bar{c}+r_D-r}{\beta\psi\frac{D-g_2}{N}}\right) - \frac{\gamma^g}{N}g_1$ . Given  $g_2 = 0$ , this is equivalent to  $l_1^{*NE} - \frac{\gamma^g}{N}g_1$ , where  $l_1^{*NE}$  is the unconstrained symmetric solution to the market outcome FOC with respect to  $l_{i,1}$  in the absence of any policy intervention. From the Appendix version of Proposition 2, it follows that

$$l_1^{*NE} < l_1^{SO}.$$

This implies that

$$l_1^{*NE} - \frac{\gamma^g}{\tilde{N}}g_1 < l_1^{SO} - \frac{\gamma^g}{\tilde{N}}g_1$$

which is equivalent to

$$l_1^{NE}|g < l_1^{NE}|gs.$$

□