

Brandtjen, Roland

Working Paper

Europe vs. EU: What extent does their synonymy have?

IU Discussion Papers - Business & Management, No. 8 (Juni 2024)

Provided in Cooperation with:

IU International University of Applied Sciences

Suggested Citation: Brandtjen, Roland (2024) : Europe vs. EU: What extent does their synonymy have?, IU Discussion Papers - Business & Management, No. 8 (Juni 2024), IU Internationale Hochschule, Erfurt

This Version is available at:

<https://hdl.handle.net/10419/300239>

Standard-Nutzungsbedingungen:

Die Dokumente auf EconStor dürfen zu eigenen wissenschaftlichen Zwecken und zum Privatgebrauch gespeichert und kopiert werden.

Sie dürfen die Dokumente nicht für öffentliche oder kommerzielle Zwecke vervielfältigen, öffentlich ausstellen, öffentlich zugänglich machen, vertreiben oder anderweitig nutzen.

Sofern die Verfasser die Dokumente unter Open-Content-Lizenzen (insbesondere CC-Lizenzen) zur Verfügung gestellt haben sollten, gelten abweichend von diesen Nutzungsbedingungen die in der dort genannten Lizenz gewährten Nutzungsrechte.

Terms of use:

Documents in EconStor may be saved and copied for your personal and scholarly purposes.

You are not to copy documents for public or commercial purposes, to exhibit the documents publicly, to make them publicly available on the internet, or to distribute or otherwise use the documents in public.

If the documents have been made available under an Open Content Licence (especially Creative Commons Licences), you may exercise further usage rights as specified in the indicated licence.

www.iu.de

IU DISCUSSION

PAPERS

Business & Management

Europe vs EU – What extent does their synonymy have?

ROLAND BRANDTJEN

IU Internationale Hochschule

Main Campus: Erfurt

Juri-Gagarin-Ring 152

99084 Erfurt

Telefon: +49 421.166985.23

Fax: +49 2224.9605.115

Kontakt/Contact: kerstin.janson@iu.org

Prof. Dr. Roland Brandtjen

ORCID-ID: 0009-0004-3432-7113

IU Internationale Hochschule - Campus Berlin

Frankfurter Allee 73A

Berlin, 10247

Email: roland.brandtjen@iu.org

IU Discussion Papers, Reihe: Wirtschaft, Vol. 4, No. 8 (JUN 2024)

ISSN-Nummer: 2750-0683

Website: <https://www.iu.de/forschung/publikationen/>

Europe vs. EU – What extent does their synonymy have?

Roland Brandtjen

ABSTRACT:

Europe and the EU are not the same thing. But they are often used as synonyms. Why? Are people not aware of the difference? Is it because of European identity? One possibility is that the synonymy lies in the connection between European identity and the positive image of the EU. It is indirectly assumed that the greater the correlation between European identity and the positive image of the EU, the greater the synonymy between Europe and the EU. The idea is that if you feel European, you have an image of Europe, which should be positive from a psychological point of view. If Europe is used as a synonym, then the European sense of identity results in a positive image of the EU. To this end, it will be explained how Europe can be defined. Then we will explain the EU to the reader.

This paper attempts to examine and fill a scientific gap on this topic by means of the comparison of data with results of adapted quantitative surveys. From 2019 and 2023, these surveys have been conducted in all mentioned regions. They are analysed by descriptive statistics. Correlation between European Identity and positive Image of the EU is calculated and interpreted.

The paper concludes with a Conclusion, the bibliography and an annex. The latter includes the data and translation of the questions and their answer options into the regional languages.

KEYWORDS:

Synonymy, Concepts of Europe, European Scope, European Union, Image of the EU

AUTHOR



Prof. Dr. Roland Brandtjen is professor at IU international University GmbH. As a European Studies scholar, his expertise lies in collective identities and their influence on politics. His focus is on the European integration process of regions of Germany, Spain, France, Italy and the UK, as well as all recognised micronations of Europe in relation to the concept of independence. He has studied and worked in Europe at home and abroad. He completed his doctorate at the RWTH in Aachen.

Introduction

In linguistics, synonymy is one of the basic types of semantic relationships. The main criterion for synonymy is the interchangeability of a predicate in a sentence without changing the meaning of the sentence. (Kühn, 1994) In politics, media and colloquial language, this is often the case between the terms Europe and EU. The question arises as to what these terms actually mean and to what extent they are used as synonyms. This work attempts to fill the scientific gap in this question. It is indirectly assumed that the greater the correlation between European identity and the positive image of the EU, the greater the synonymy between Europe and the EU. The idea is that if you feel European, you have an image of Europe, which should be positive from a psychological point of view. If Europe is used as a synonym, then the European sense of identity results in a positive image of the EU.

To clarify this, the terms Europe and EU are first explained. It is shown that even Europe as a term can be understood in very different ways. In order to better understand the EU, its organization is explained. After a brief summary comparison, the data collection and data analysis methodology used is described. The European Identity data is based mainly on Brandtjen (2023). The data as well as the translations of the questions and answer options into the regional languages can be found in the appendix. Finally, there is a presentation of the data and their correlation, followed by a conclusion. At the end of the work, in addition to the appendix, there is also a bibliography.

What is Europe? – some concepts

The sense of identity can relate to a region, a nation, an ethnic group, or a political structure. The European identity seems to be a mixture of regional and political identities. Without this connection among European citizens, democratic legitimacy for the European institutions – not only those of the EU – would be completely lacking. (Dose, 2011, p. 71; Schneider H. , 2016, p. 145; Kaelble, 2009, p. 208; Gilland & Goldmann, 2001, p. 181; Bogdandy, 2005, pp. 332-333, 356, 360)

But, what is Europe and what role does it play in integrating the process of identity? Europe through history has been a description of a territory with divided political, economic, and social borders and with no sense of common identity. After WWII this definition changed. Europe has become less politically and culturally divided and now describes a region of strong economic cooperation. (McCormick, 2010, p. 64) It seems to be important to state that Europe, and its identity, is not a synonym for the EU, but it is often used as such. Therefore, it is important to understand the following different concepts of Europe.

Generally, Europe is a subcontinent on the Eurasian landmass. Due to historical, cultural, political, economic, legal, or ideological aspects, Europe is also considered a continent in its own right. (Paál, 2024)

HISTORICAL CONCEPT

The Greeks, as early as the 7th century BC, were the first to develop the concept of a continent called "Europe" and also gave it its name. Historically, it stood both for the identitarian demarcation from the Asian-Persian area of Eurasia and for the internal definition of the Greek city states. Geographically, this meant the area of the Greek world, including its "colonies" in the Mediterranean from Spain to the Black

Sea. Nevertheless, there are also references to a wider concept to the north, as for example in Herodotus. Ultimately, the Romans adopted the image of a "Europe" mainly in an intellectual and artistic sense, but less in their self-image. It was not until the time of Charlemagne that the Romans clearly differentiated their empire politically and culturally from Africa and India. This historical legacy can still be found today. (Franz, 2004)

GEOGRAPHICAL CONCEPTS

The geographical concept of Europe, shown in figure 1, including its islands and oceans, describes it as the second smallest continent in the world with around 10 million square kilometres. The boundaries are not very clear at all points. Currently, the geographical definition of Philip Johan von Strahlenberg is widely used. According to this definition, Europe is bounded in the east by the Ural Mountains and the Ural River. In addition, the Caspian Sea and the Manyt's Lowland, north of the Caucasus Mountains, form the south-eastern borderline. This border continues through the Black Sea and the straits of the Dardanelles and the Bosphorus. From then on, even the geographical border through the Aegean Sea is disputed. The southern border runs through the Mediterranean south of Malta, Sicily, Sardinia and Spain. To the west and north, Europe's border lies in the Atlantic Ocean with the Mid-Atlantic Ridge as the boundary. The northernmost point of the European mainland is Kinnarodden on the Nordkinn peninsula in Norway, the southernmost is Punta de Tarifa in Spain and the westernmost is Cabo da Roca in Portugal. (Schneider & Toyka-Seid, 2024; Giese, 1987; Sagona, 2015) This means that Cyprus, the Canary Islands, the autonomous cities Ceuta and Melilla, Madeira and Svalbard as well as the Franz Josef Islands and one half of Iceland are not part of Europe according to this concept.



Figure 1: Attempt to depict the geographical Europe, (own interpretation according to (Schneider & Toyka-Seid, 2024; Giese, 1987; Sagona, 2015))

CULTURAL & IDEOLOGICAL CONCEPT

Culture is an umbrella term which encompasses the social behaviour, institutions, and norms found in human societies, as well as the knowledge, beliefs, arts, laws, customs, capabilities, and habits of the individuals in these groups. This includes areas like religion, education, sciences, art, sport, media, and libraries. (Odendahl, 2015; Dziedzic, 2022) Added to this are the common European values, which have been defined by political and legal documents by the EU, among others. According to these, the common European values of human dignity, freedom, democracy, equality, the rule of law and human rights must be respected. They are based on the European heritage through ancient Greece and Rome, Christianity, Renaissance and humanism, Enlightenment and liberal traditions. The aim of this value relates to greater diversity and the prevention of discrimination. (Ivic, 2019; European Union, 2024)

Religion is often portrayed in the media as an expression of culture. Followers of the dominant religion in a society tend to have a stronger national identity. Figure 2 shows that the predominant religion in Europe, mainly for historical reasons, is Christianity in various forms. However, this does not mean that other faith communities are not welcome. Europe's values of freedom, equality and respect of human rights includes the value of diversity, which is found in its strongly protected freedom of religion. It includes also religious worship, teaching, practice, and observance. It is therefore important to mention that all faith communities are fully protected and welcome. (Schwenke, 2010; Teachout, 2008; Brandtjen R. , 2023; Brandtjen R. , 2022)

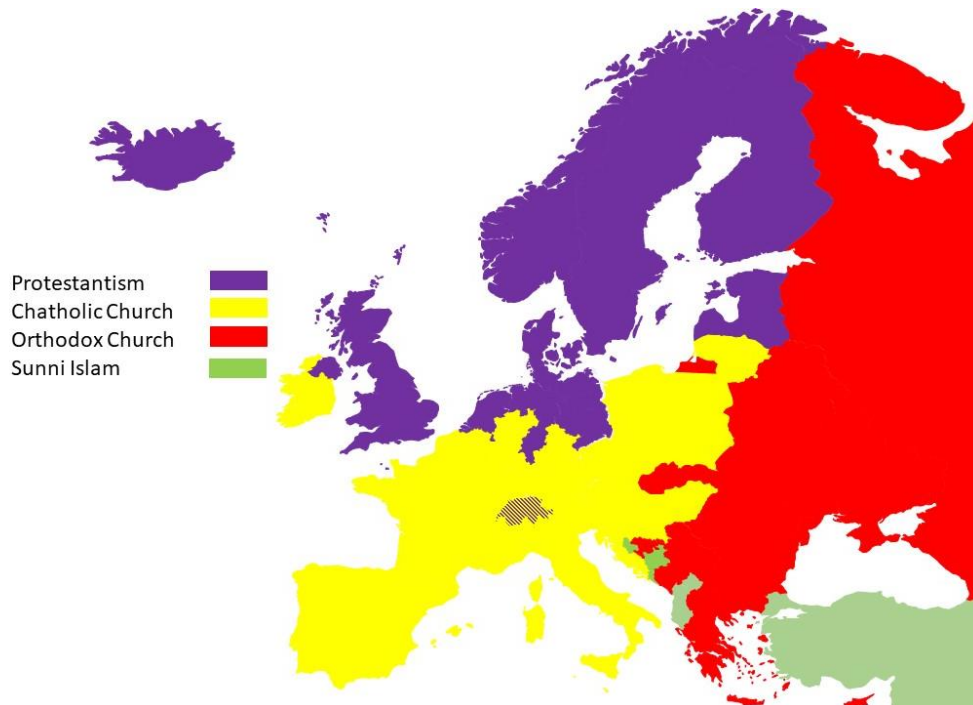


Figure 2: Predominant religions in European countries, own interpretation according to (Liedhegener & Odermatt, 2019; Brandtjen R. , 2023)

Despite the common protection of religions, there are still often strong conflicts due to religious differences. Apart from Bosnia-Herzegovina with its Muslim, Catholic and Orthodox societies, there is also the conflict in Northern Ireland between Catholic and Protestant believers or conflicts of faith between e.g. different Orthodox faiths. (Wright, 2018; Clark, 2010; Thorbjørnsrud, 2015)

The aforementioned European value of diversity is also reflected in the further standard of minority protection. Regional and minority languages are a large part of the protection of minorities, including as part of programmes to support regional cultural heritage. In a general sense, language refers to all complex systems of communication. Human language has the task of conveying meanings, both spoken and written. Spoken language is also called natural language. It shows a cultural and historical diversity with different variations. (Teubert, 1999; Lüdtke, 2012) Variants and forms of a language are called dialects. The more the culture is perceived as valuable, the more the language is promoted and the more interest in learning the language is generated. Therefore, the protection of minority and regional languages can be seen as a means of combating discrimination in society. Any kind of discrimination, including linguistic exclusion, leads to a more vulnerable economy and society. The less discrimination there is, e.g. through the protection of minorities, the more stable and steady economic growth will be. (Gradstein & Schiff, 2006) This shows that the promotion of diversity goes hand in hand with the fight against discrimination, which in turn has a positive economic effect on society. (Brandtjen R. , 2024)

Figure 3 shows the language families of the predominant languages in Europe. Germanic, Romance and Slavic languages as part of the Indo-European language families are the predominant groups. Languages of the same family often contain the same expressions and cultural traces. After all, language is seen as an expression of a culture. Therefore, a large part of foreign language teaching is also the teaching of cultural aspects. (Dong, 2024; Nguyen, 2024) The closer the language, the closer the cultural background. Europe therefore shows itself to be very diverse and at the same time very similar through language and language protection.

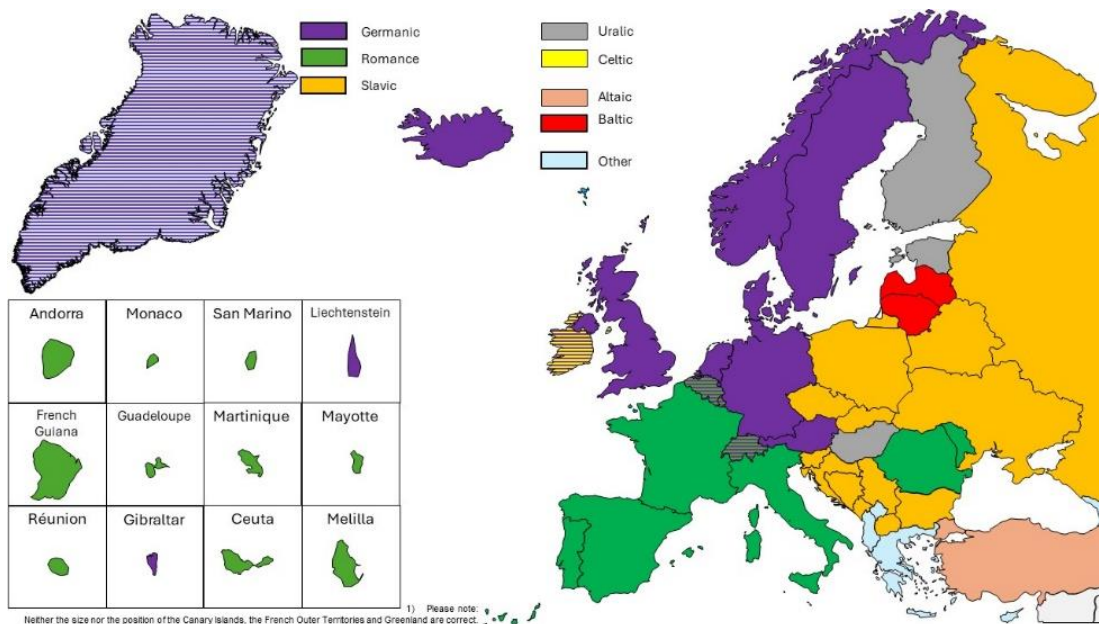


Figure 3: Overview of Language Family of the dominating language in Europe, own interpretation according to (Brandtjen R. , 2024)

Culture, common ideology and society's norms and values are mirrored by media communication. It gives a guiding image for perceiving and understanding reality. It is therefore important to shed light on media handling and cooperation as well as Europe's largest media production. (Windari, 2021; Brandtjen R. , 2022) It is therefore important to shed light on media handling and cooperation as well

as Europe's largest media production. In various European organisations there are departments, regulations and processes with the aim of guaranteeing a diverse, free and democratic media landscape. This supports not only the aforementioned values, but above all freedom of expression, anti-discrimination and data protection. (Gosztanyi & Lendvai, 2024; Council of Europe, 2024) Europe's national and regional broadcasters provide support through their association and co-operation in the European Broadcasting Union. Its aim is to support society economically, technologically, culturally and democratically. Produced content for inside and outside Europe, in 56 countries and in 166 different languages once again demonstrates the common values of diversity and the motto United in Diversity. (EBU - European Broadcasting Union, 2022; Brandtjen R. , 2023) Figure 4 shows the countries of EBU members and observers. The EBU's Belarusian and Russian Members were suspended in 2021 and 2022. In the case of the Belarusian Member, the suppression of media freedom in Belarus, and of the Russian Members, the relating ongoing events in Ukraine, led to the suspensions. (EBU - European Broadcasting Union, 2021; 2022) The EBU's biggest product is the Eurovision Song Contest. Officially, it is a non-political cultural event on an international level and has the motto United by Music. Most of the academic literature on the Eurovision Song Contest deals with the economic effect on the host country. Only a few focus on the cultural and ideological aspects of the contest. Precisely because of the high diversity in languages, lifestyles and nationalities shown, while at the same time emphasising common values, this media product reflects a clear European ideology that in some countries, e.g. Turkey or Russia, generates a discussion about cultural affiliation. This is one of the reasons why some EBU full members have never or no longer taken part in the Eurovision Song Contest, in addition to economic reasons, for example. (Press-Barnathan & Lutz, 2020; Bekcan & Uz Hançarlı, 2021) According to this, states in other continents, like Cyprus or Israel, are considered to be culturally European.

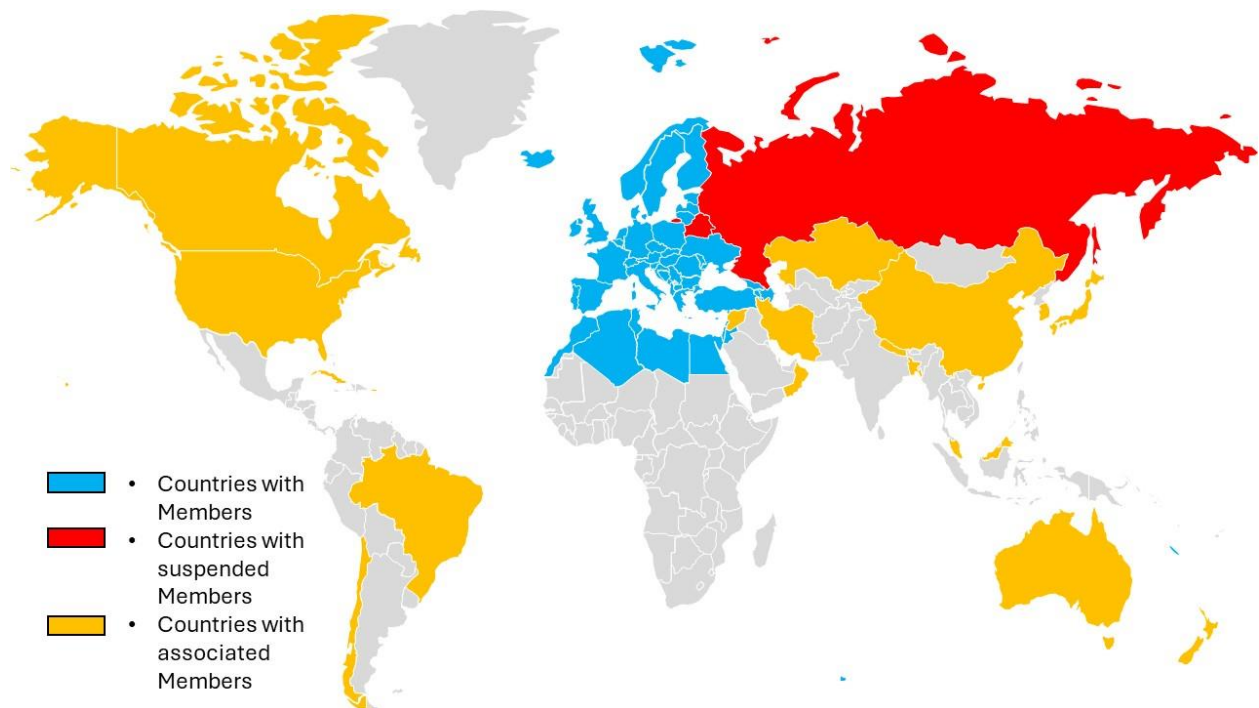


Figure 4: Countries with EBU Members and associated, own interpretation according to (EBU - European Broadcasting Union, 2022)

What the cultural and ideological concepts have in common is that their boundaries are unclear. Areas such as language families, hegemonic religion and the media landscape show great diversity with unifying tendencies. The changes in the demarcation of boundaries seem to be determined by their own different characteristics and shared values. The motto "United in diversity" in particular seems to represent the cultural and ideological European identity.

POLITICAL & LEGAL CONCEPTS

Political Europe largely refers to organisational concepts. This refers to membership of a European organisation or an international treaty. Parts, or not, of these organisations can in principle be states. Politically, there are a total of 49 internationally recognised states in Europe. In addition, there are some disputed territories, such as Kosovo, Transnistria or Northern Cyprus, which are regarded by one or more European states as a state and by others as a dependent region. Within and outside Europe, there are also dependent territories and integral parts of political Europe. (Government of the Netherlands, 2024; European Commission, 2024; European Commission, 2024; Council of Europe, 2024; GUAM - Organization for Democracy and Economic Development, 2024; CEFTA, 2024; BSEC, 2024; Союзное государство, 2021) Figure 5 shows an Euler diagram of some European organisations and their member states. Politically, areas that are geographically located on other continents belong to Europe. Examples include Cyprus and French Guiana. Other organizations such as the OSCE, the monetary union of Liechtenstein and Switzerland or the Euro-Atlantic Partnership Council are missing from this overview.

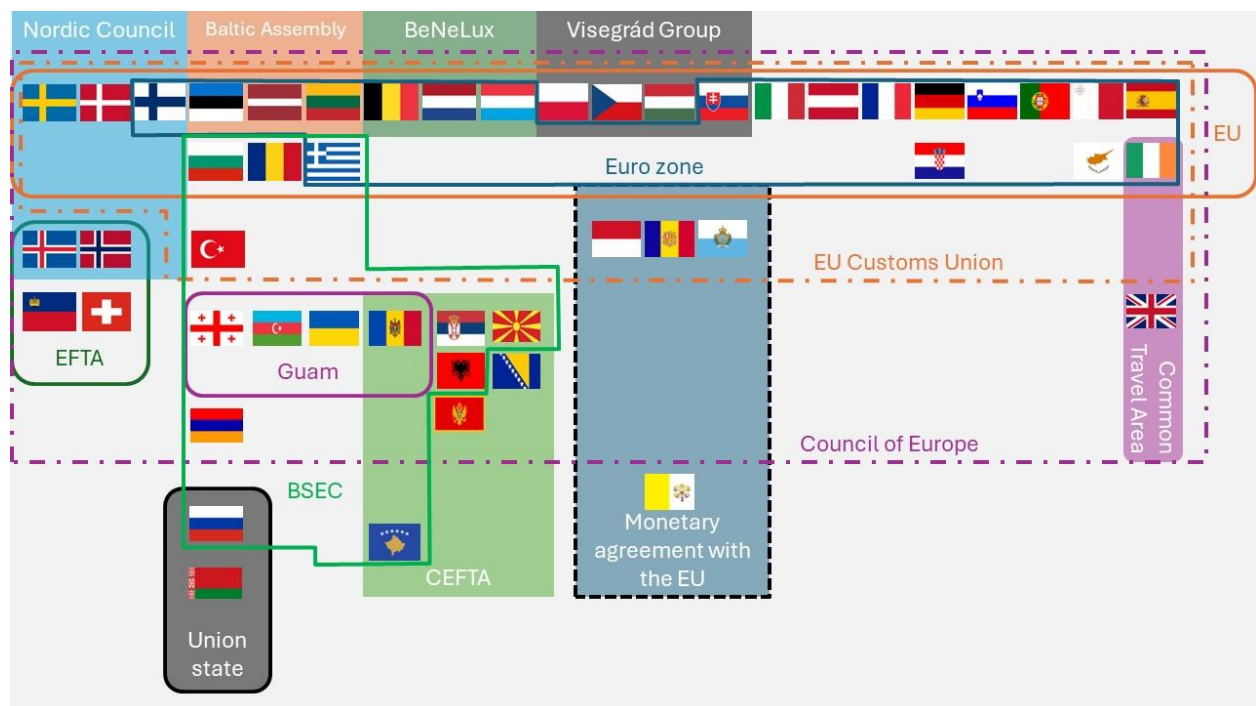


Figure 5: Euler Diagram of some European Organisations and their Member states, own interpretation according to (Government of the Netherlands, 2024; European Commission, 2024; European Commission, 2024; Council of Europe, 2024; GUAM - Organization for Democracy and Economic Development, 2024; CEFTA, 2024; BSEC, 2024; Союзное государство, 2021)

The organisation with the most members is the Council of Europe. Until recently, Russia was also a member. Armenia, Georgia and Azerbaijan are geographically located in Asia and politically part of the Council of Europe. The Council of Europe ensures compliance with the European Convention on Human Rights. Other tasks include reaching resolutions as a common legal basis, which must be nationally ratified in order to be legally binding. (Council of Europe, 2024) The largest economic player is the European Economic Area. It consists of the EFTA (excluding Switzerland) and the EU. The latter is a supranational organization sui generis which will be explained in more detail below. The EFTA, on the other hand, is mainly a free trade zone of the intergovernmental organization. It consists of four countries, Iceland, Norway, Liechtenstein and Switzerland, although the latter does not participate in the EEA. The aim of the European Economic Area is the deepened free trade zone between the organizations, the observance of the four freedoms, common regulations on this, the adoption of relevant EU secondary law and the EU-compliant interpretation of EEA law. (Barker, 2024; Government of the Netherlands, 2024) The Organization for Democracy and Economic Development, or GUAM for short, is primarily a security alliance with economic concepts. The Black Sea Economic Cooperation, or BSEC for short, is trying to strengthen the regional economy. And the Central European Free Trade Agreement is a free trade zone modelled on the EFTA with the further goal of achieving EU accession. (BSEC, 2018; GUAM, 2017; CEFTA, 2024) The three regional organisations BeNeLux, Nordic Council and Baltic Assembly are organisations that go beyond intergovernmentalism. They are primarily political organisations with economic ideas and represent alliances with states with similar geographical, historical, cultural, political and/or linguistic similarities. Only the BeNeLux can create their own secondary law. What they have in common is that they are trying to follow a common path internationally and therefore want to coordinate with each other beforehand. (Baltic Assembly, 2021; The Nordic Council, 2004; BeNeLux, 2024) The Visegrad Group, on the other hand, is a group of states that have joined together for greater cooperation and the defence of common interests at the political level of European integration. It is a purely political interest group. (International Visegrad Fund, 2023) The Russian-Belarusian Union State is a close economic, political and social union between the two states. Both states have, among other things, created an economic zone and cooperate in many other policy areas, such as defence and security policy. (Press Service of the President of the Republic of Belarus, 2024) Just like the EU as an organization, the EU customs union and the Eurozone will also be examined in more detail below.

In summary, it can be seen here that the political and legal definition of Europe can be very diverse. Depending on which organization is considered, states and territories belong to the continent even if they do not belong to it geographically. The number and diversity of the organizations as well as their common desire for inter-organizational cooperation again shows the importance of the motto United in Diversity.

ECONOMIC CONCEPTS

Economic Europe is defined by a number of economic co-operative agreements. The most important of these are the European Single Market including the European Economic Area, the European Customs Union and the European single currency area.

The European Economic Area is the economic union of the EFTA states, except Switzerland, and the EU. The European Single Market, on the other hand, is based in principle on the Single European Act of 1986.

It introduced a guideline to enable the abolition of invisible trade barriers between EU members, which makes the EU a biggest actor on the continent. (Barker, 2024; Brandtjen R. B., *The Valley and the Rock: Europeanized Separatism and Iberian Micro-Nations*, 2021) Even though the four freedoms already led to fairly broad access to all member states' markets when the EU was founded, the measures of the Single European Act were the first to create a truly single European market. It provided a framework for the abolition of regulations on goods, de-bureaucratisation, border formalities, VAT harmonisation and common technical standards, among other things. In the same way, the factor market was Europeanised. As a result, trade transaction costs were greatly reduced, and intra-European trade was strongly promoted. All companies and organisations outside the European Single Market and the European Customs Union cannot benefit from its advantages. (Hansen & Schröder, 2001; Higgott, 1998; Baldwin & Wyplosz, 2009; McGowan & Phinnemore, 2006; Tussie, 1998) In other words. the rest of the world becomes economically discriminated against.

The European Customs Union and its agreements define economically what belongs to Europe. Unlike a free trade agreement, the aim of a customs union is the internal abolition of tariffs and the creation of common external tariffs. Free trade agreements only seek to reduce or abolish tariffs between member states. The European Customs Union is legally based on the Lisbon Treaties and therefore in principle includes the member states of the EU. Exceptions are numerous and include territories that are not part of the customs union due to their location or geopolitical characteristics. Monaco, due to special treaties with France, is part of the European Customs Union despite its lack of EU membership. The British territories on Cyprus, Akrotiri and Dekelia, are also part of the customs union despite Brexit. Turkey, San Marino and Andorra have concluded membership agreements with the European Customs Union, which means that they also participate fully without being EU members. (Baldwin & Wyplosz, 2009; European Commission, 2018; Schippers, 2023)

Finally, part of the Economic concept of Europe is belonging to the Eurozone. The common European currency plays a big role for the European Identity. In former times currency has been used to show the dominance in a certain area by depicting the emperors' head or seal. However, in the 19th century governments began to use national iconography on money to create or foster a collective identity. (Meier-Pesti & Kirchler, 2003; Luna-Arocas, Guzmán, Quintanilla, & Farhangmehr, 2001; Helleiner, 1998; Müller-Peters, 1998) Figure 6 shows the countries in which the euro is used. The countries in blue have already introduced the common currency. In principle, EU member states must adopt the euro as their currency if they fulfil the economic criteria. However, some states (in green) have not yet fulfilled the criteria despite the obligation. Only Denmark (in red) has negotiated a derogation and is not obliged to do so despite its EU membership. Countries outside the EU have decided in favour of using the euro. Monaco, Andorra, San Marino and the Vatican City all have agreements on printing and using the currency. Montenegro and Kosovo, on the other hand, unilaterally adopted the euro as their official currency following their declarations of independence. This means that these two countries cannot mint their own euro coins or print banknotes. (Baldwin & Wyplosz, 2009; Brandtjen R. B., *The Valley and the Rock: Europeanized Separatism and Iberian Micro-Nations*, 2021; Große Hüttmann, 2020)

Explaining the European Union

As already mentioned, several times, the EU is one of many European organisations. Its *raison d'être* is to secure peace in Europe by a higher integration. Because of its size, the degree of integration and its

economic importance, it appears to be an important player on the continent. It is an organisation sui generis, which means that there are no comparable organisations. Its aim is to maintain peace in Europe through extensive co-operation. Members hand over national competences to the EU. It is therefore in a position to create its own directly effective legal norms. Over time, the interdependence of the political structures and decision-making processes between the EU and its member states became stronger than those of other European organizations and their members. (Ladrech, 2010; Brandtjen R. B., The Valley and the Rock: Europeanized Separatism and Iberian Micro-Nations, 2021)

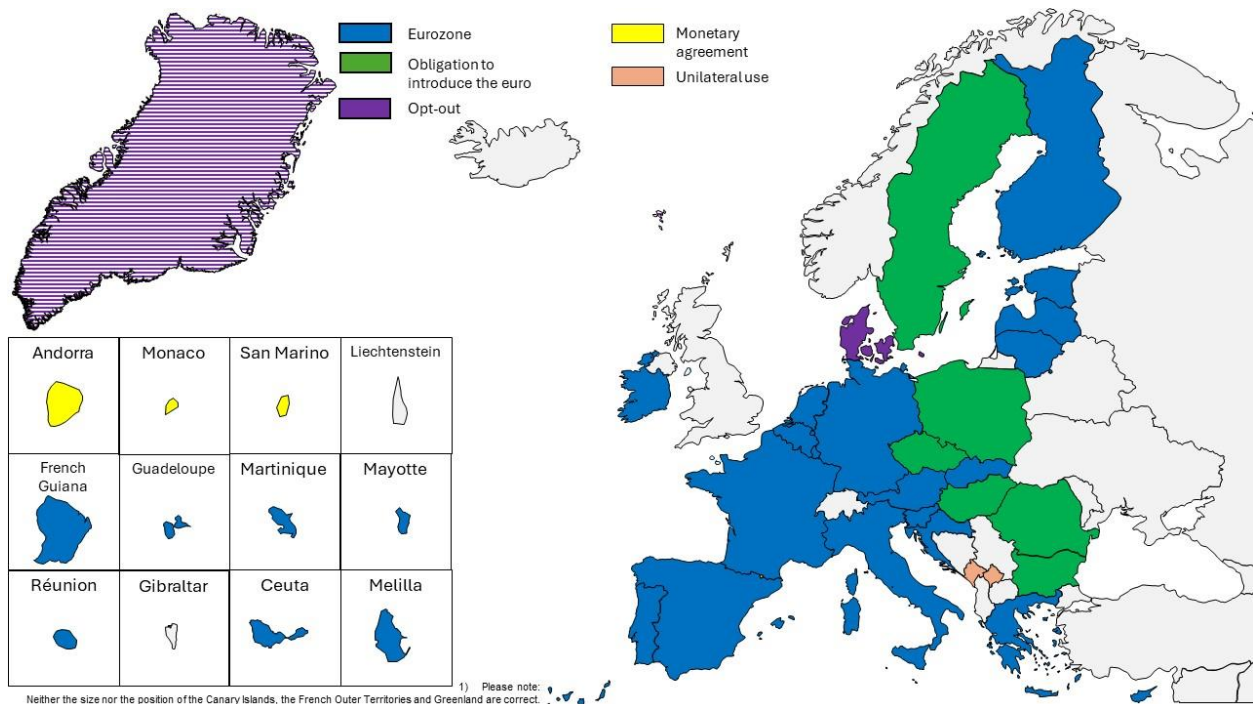


Figure 6: Eurozone and related statuses, own interpretation according to (Große Hüttmann, 2020)

In summary, the economic concepts also show that Europe has unclear borders. Many concepts point to the EU as a permanent constant, but this does not mean that the two terms are synonymous.

The figure 7 shows the EU member states and other EU statuses. All 27 current member states are shown in blue. There are a total of 10 territories (9 recognised states and Kosovo) with candidate status. Unlike full members, candidates do not yet have a vote within the EU. However, they have a special associative status in which, among other things, the 4 fundamental freedoms already apply as far as possible. Their aim is to become a full member within a transitional period. Iceland and Switzerland are EFTA members that have applied for membership in the past but have either withdrawn or frozen their applications. The European microstates Andorra, Monaco and San Marino are not EU member states, but each have association agreements with special rights and obligations. When the Kingdom of Denmark joined the EU, Greenland, but not the Faroe Islands, became part of the EU. After achieving a high degree of autonomy, Greenland left the EU and is now subject to an association agreement. Great Britain was a full member of the EU until 2020. During its membership, the British Crown Dependencies and Gibraltar had special status without being a full part of the EU. Nowadays this is a thing of the past.

(Brandtjen R. B., 2019; Herdegen, 2006; CIA - Central Intelligence Agency , 2024; Government of the Netherlands, 2024)

In order to understand the difference between the EU and Europe, the EU as an organisation is briefly explained below. In addition, the EU also appears in the media as an actor with normative power. In order to understand the similar perception of the EU and Europe, the latter is therefore illustrated.

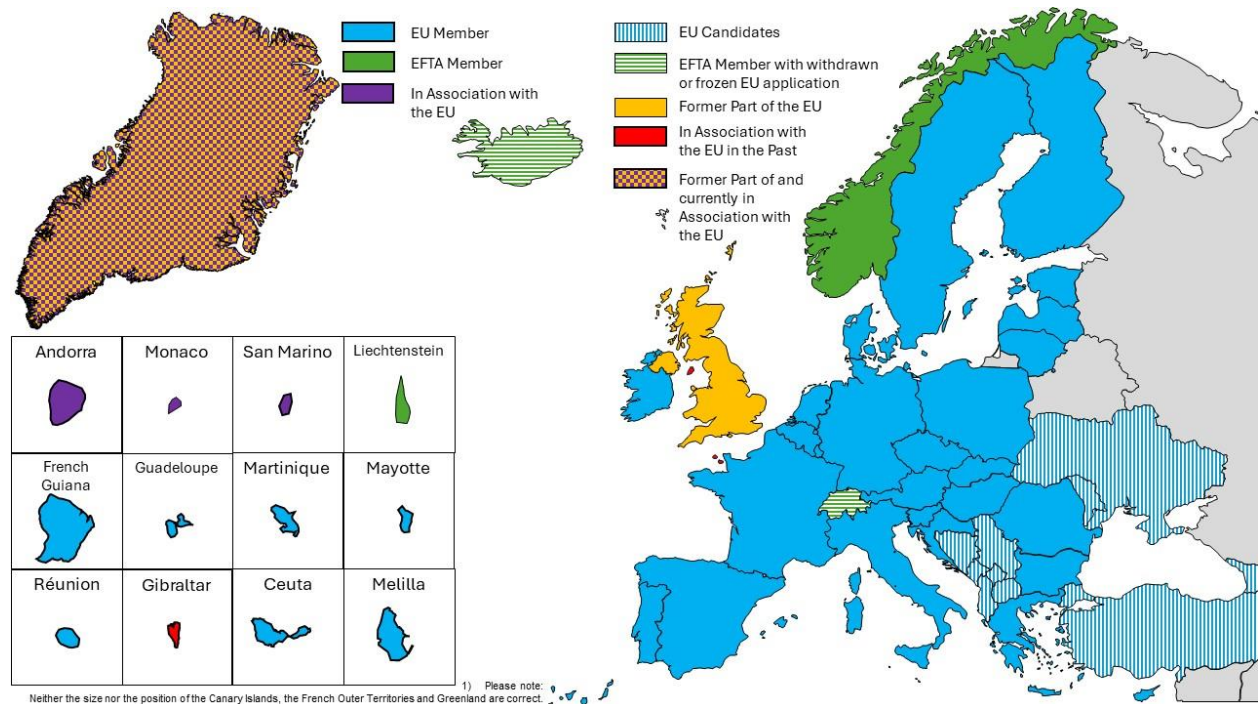


Figure 7: EU and EFTA Members plus other related statuses, own interpretations according to (Government of the Netherlands, 2024)

A GLANCE OF THE ORGANISATIONAL STRUCTURE

The European Parliament, the European Council, the Council of the EU, the European Commission, the European Court of Justice, the European Central Bank and the European Court of Auditors are, according to Article 13 of the EU Treaty, the institutions of the EU. In addition to the institutions that represent the legislative, executive and judicial powers of the EU, there are also advisory bodies and agencies. (Hodson, Puetter, Saurugger, & Peterson, 2021)

Figure 8 shows the EU institutions and their interrelationships. The European Parliament is directly elected by EU citizens every 5 years. Depending on the size of their population, the member states have different numbers of representatives, with the smaller countries being represented more strongly in proportion to their population. However, nationality is relatively irrelevant in the Parliament, as the parties form coalitions and thus represent different political ideologies across borders. To ensure diversity, every official language of the EU is used in the debates, among other things. (Baccarini, 2024)

The executive branch of the EU is mainly represented by the European Commission and the European Council. The European Commission takes care of the "day-to-day business". It consists of one commissioner from each member state, who are nominated as a group by the European Council. The European Parliament, unlike national parliaments, is not the "government". Nevertheless, the

proposed European Commission must be approved by the European Parliament. In the past, the Parliament has viewed some proposed Commissioners as problematic, forcing a reshuffle. (Patrin, 2024)

The European Council is a more strategic body, consisting of the heads of government or heads of state of the member states. It also includes the President of the European Council, the President of the European Commission and the High Representative of the European Union for Foreign Affairs and Security Policy. It determines the political direction and priorities of the EU and thus represents a collective presidency. (Schramm & Wessels, 2024)

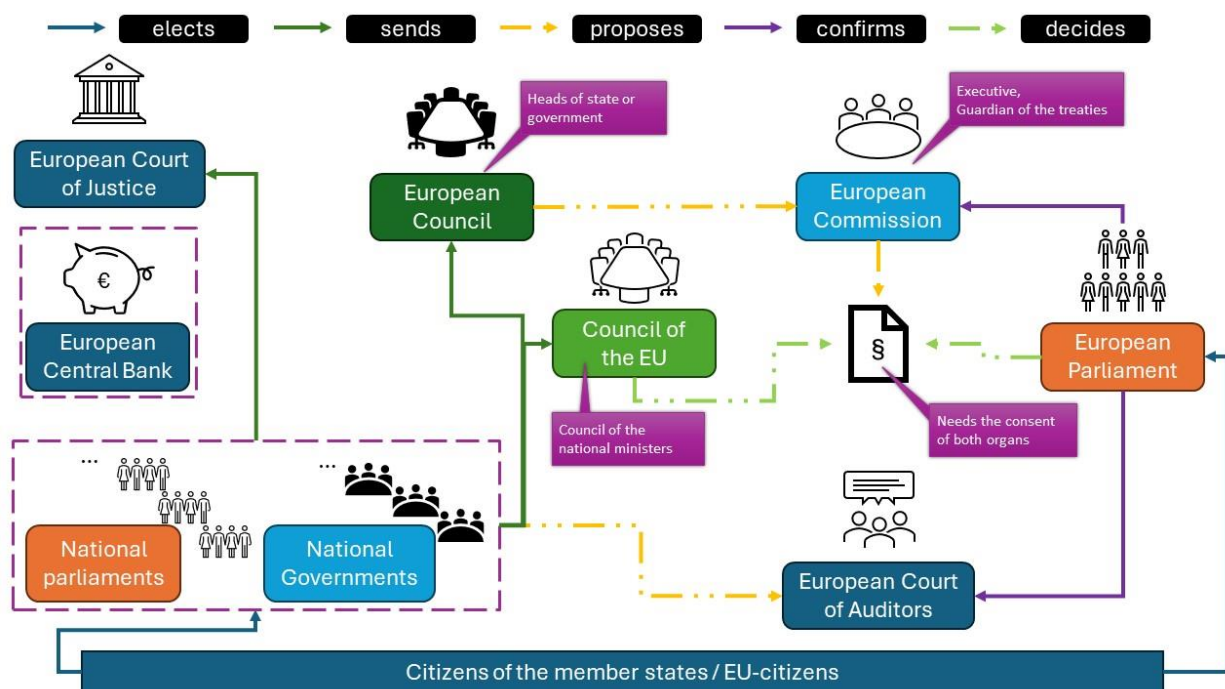


Figure 8: Overview of the Organs of the EU, own interpretation according to (Hodson, Puetter, Saurugger, & Peterson, 2021)

In addition to the European Parliament, the EU legislature consists of the Council of the EU. This consists of the relevant ministers of the member states. The Council of the EU therefore consists of different people depending on the topic to be discussed. This body and the European Parliament must both approve a new EU law. Only the European Commission has the right of initiative for EU legislation. (Hodson, Puetter, Saurugger, & Peterson, 2021)

The EU Court of Auditors consists of one member from each member state and around 800 employees. The members are confirmed by the European Parliament, similar to the European Commission. The Court of Auditors has no legal powers. It is more of a type of professional external investigatory audit agency. (Aden, 2015)

The European Court of Justice is one of two independent institutions of the EU. It consists of one judge each, sent by the member states. The Court is not subject to any instructions from other institutions or politicians, but only to the treaties and the legal norms resulting from them. It interprets EU law, examines breaches of treaties and unlawful inaction. It is therefore the judiciary of the EU. (Entin & Tsveyba, 2023)

The European Central Bank is also an independent institution. It is the only institution responsible for monetary policy. Its main task is price stability in the eurozone. Secondary tasks include ensuring payment transactions, foreign exchange trading and supporting EU economic policy. (Naturkach, 2024)

Advisory bodies are the Economic and Social Committee and the Committee of the Regions. Their task is to represent the interests of the regions, or economic and social actors, and to advise the European institutions in their work. Agencies are administrative bodies that cover European issues and thus support the decentralization of the EU. In addition to EU members, non-members can also participate in the agencies. (Hodson, Puetter, Saurugger, & Peterson, 2021)

EU AS NORMATIV POWER – THE EU-“CLUB”

A club can be described as an unsolicited group of members in anticipation of benefits by sharing either one or more characteristics like common identity objectives, costs of production or goods with the attribute of excludable benefits. (Weatherhead, 2006; Salvatore, 2012; Brandtjen R. B., The Valley and the Rock: Europeanized Separatism and Iberian Micro-Nations, 2021) With its customs union, its harmonisation of standards and its large European single market, the European Union is a kind of club that is quite unique for non-members. Due to its economic importance, association and co-operation agreements have already been concluded internationally with the EU. In negotiations with the respective contractual partners, the EU demands, among other things, that its values such as human rights, democracy and the rule of law be respected and applied. Depending on the strength of the negotiations, these values can then be fulfilled to varying degrees. The so-called harmonisation of the EU also leads to a transfer of standards, norms and values to non-EU members. This area includes not only the legal rules in civil law, but above all the European industrial standards, which have a direct transaction cost effect on companies and citizens. (Dikaios, 2024; Manners, 2002)

Internally, the normative power of the common currency and European citizenship has a direct impact on citizens. The euro is not only an economic and political issue, but above all an issue of identity. Sharing naturally creates challenges for the European Central Bank, as was noticeable at the time of the euro crisis, but also has a psychological effect on its users. The currency, characterised by the motto "United in diversity", features Europe-wide motifs on notes and coins, but above all individual motifs for each country. In this way, a contribution is made to the individuality of the member states as well as an awareness of belonging to European society. (Galpin, 2017; Brandtjen R. B., 2021) Union citizenship is not to be understood as an actual independent citizenship. It is an additional legal characteristic to the citizenships of the EU member states. On the one hand, it gives you the 4 freedoms of the EU, such as freedom of establishment and freedom of movement. On the other hand, you can also contact embassies of other member states outside the EU in the event of an emergency. The basic principle of EU citizenship is anti-discrimination and ensuring equal treatment. It nevertheless has its limits, for example in the right to vote. As an EU citizen living in another member state, you have the right to vote in elections to the European Parliament there. EU citizens are also entitled to vote in local elections. National parliamentary elections, on the other hand, are normally only open to citizens of the respective country. Once again, the effect of the motto "United in diversity" can be seen, which in turn can also have an identity-building effect on the population. (Nic Shuibhne, 2023)

Europe vs. EU

To summarise, it can be said that Europe has no clear boundaries in the various concepts. Even culturally and ideologically, the continent has rather floating, unclear boundaries. Drawing precise boundaries is made more difficult by the numerous organisations on the continent, which in turn often work closely together or are connected. The common values of Europe and the motto of the EU, which in turn were first defined by the EU as one of many European organisations, can be seen as common. United in diversity, democracy, the rule of law, freedom, human rights, equality and human dignity are evident in all European concepts, ideas and organisations. The EU is one of the most present organisations in the media, politically, legally and economically. Due to its economic importance, its sui generis "club" status and its direct and indirect influence on the population inside and outside the EU, it can therefore quickly become associated with the word Europe. Even though the EU and Europe are very different concepts, it is understandable that they are easily confused as synonyms. In order to find out to what extent the synonymy exists, the European identity is compared with the image of the EU in the following.

Data and Method

The data reported here, and compared with the economic data from the UE, were conducted in all regions (administrative regions such as federal states) in the states of France, Italy, Germany, Spain, and the United Kingdom, in the total territory of San Marino, Andorra, Monaco and Liechtenstein as well as the autonomous territories of the Isle of Man, Gibraltar, the Faroe Islands, the Bailiwick of Guernsey, the Bailiwick of Jersey, the Åland Islands, and Greenland. For this purpose, quantitative research was offered in the form of individualised quantitative online-based surveys in the respective languages of the regions. By means of virtual snowball sampling, these surveys were promoted via social media of Facebook and X (former: Twitter) and given to the population of the target group. For this purpose, relevant hashtags of the respective regions were set, regional media (e.g. TV Melilla in the Autonomous City of Melilla) were contacted and disseminated in region-related interest groups (e.g. FALE in Normandy or OSCEC in Extremadura).

This type of sampling serves to find participants in e.g., hard-to-reach groups of people. A person in such a group who participates in the survey gives the questionnaires to other people in their network or arranges participation in the survey. It can increase the representativeness of the results by the diffusion of the survey into the corresponding group of participants. (Salganik & Heckathorn, 2004; Atkinson & Flint, 2001) Challenges of a virtual snowball sampling might be the community bias, the lack of definite knowledge as to whether or not the sample is an accurate reading of the target population and that the target population might not always have access to the Internet. (Baltar & Brunet, 2012; Häder, 2006)

The surveys in the autonomous territories take place annually from January to March, in the European small states from February to March, in the UK from March to April, in Germany from May to June, in France from June to July, in Italy from July to August and in Spain from August to September. The surveys of the autonomous territories were launched in 2019. The Spanish polls were published for the first time in 2020. In the UK and Italy, the polls were launched in 2021 and in Germany and France in 2022. In 2023 the surveys of each small European state were started. They are totally anonymous and

fulfil the requirements of the DSGVO. All surveys were offered in the official state language as well as in co-official, recognised, regional and minority languages where possible. To avoid misunderstandings, the surveys were translated by official translators. Thus, it was offered in about 70 languages.

The transfer of the results to the population still needs to be clarified. Due to the subject matter and the nature of the sampling, there are more men than women among the participants in all regions. In all regions, on the other hand, very few (less than 1%) have indicated that they do not belong to the binary gender groups. The age groups between 30 and 49 are most strongly represented in all regions. Younger and older groups are underrepresented. On average, participants have at least vocational training or higher. academics are overrepresented. Only the income groups of all regions are fairly evenly distributed.

The final challenge to the data is that a region is defined the same in all countries. Thus, a region is a federal state in Germany and an autonomous city or community in Spain. In the United Kingdom, however, the constituent countries and Cornwall (because of its cultural and historical distinctiveness) have been defined as regions. In Italy and France, on the other hand, regions are legally defined. Particularities such as the region of Trentino-Alto Adige/Südtirol, which exists de jure but has relatively little de facto relevance for the population, have not been considered here. However, it is also confirmed that the regions in France were restructured in 2015. This reorganisation has come under great criticism from some of the participants.

The individual Data of each year in each region can be found in the annex.

EUROPEAN IDENTITY

As in Brandtjen (2023) mentioned, European identity is already relatively strong. In the aforementioned article, the values are only included up to 2022; in this presentation, the values are expanded to include the survey results from 2023. Figure 9 shows the average results of all years per region for the statement of European identity. Guiana, Guadeloupe and the Isle of Man (descending) have the lowest average percentages. In all other 86 regions surveyed, more than 50 % of participants stated a European identity. In the Spanish autonomous cities of Ceuta and Melilla, more than 90 % of participants identified themselves as European.

On average across all regions and all years, 76.1% of participants say they have a European identity. It is noticeable that the lower percentage of affirmations are in the geographically more distant regions, such as Greenland, French Guyana or Guadeloupe.

If only the autonomous micronations and microstates of Europe are considered, the average affirmation is 62.9%. The lowest average share of 38.7 % was recorded by participants from the Isle of Man. In this group, the Principality of Liechtenstein has the largest proportion of participants who feel European on average.

The regions of Great Britain have an average of 67.4% of participants who feel European. The lowest average percentage is in Northern Ireland with 60%. In Scotland, the highest average percentage is 74.3% of participants.

The average proportion of French participants is also below the overall average of 67.7% and is therefore only slightly higher than the proportion in Great Britain. Guadeloupe's participants are the

least likely to affirm a European identity, at 47.7%. This proportion is highest in the French regions of Mayotte at 82.8%.

The German average is already above the overall average at 79.8%. Brandenburg has the lowest proportion of participants who call themselves European, at 62%. By contrast, 87.2% of participants in the Hanseatic city of Hamburg say they are in favour.

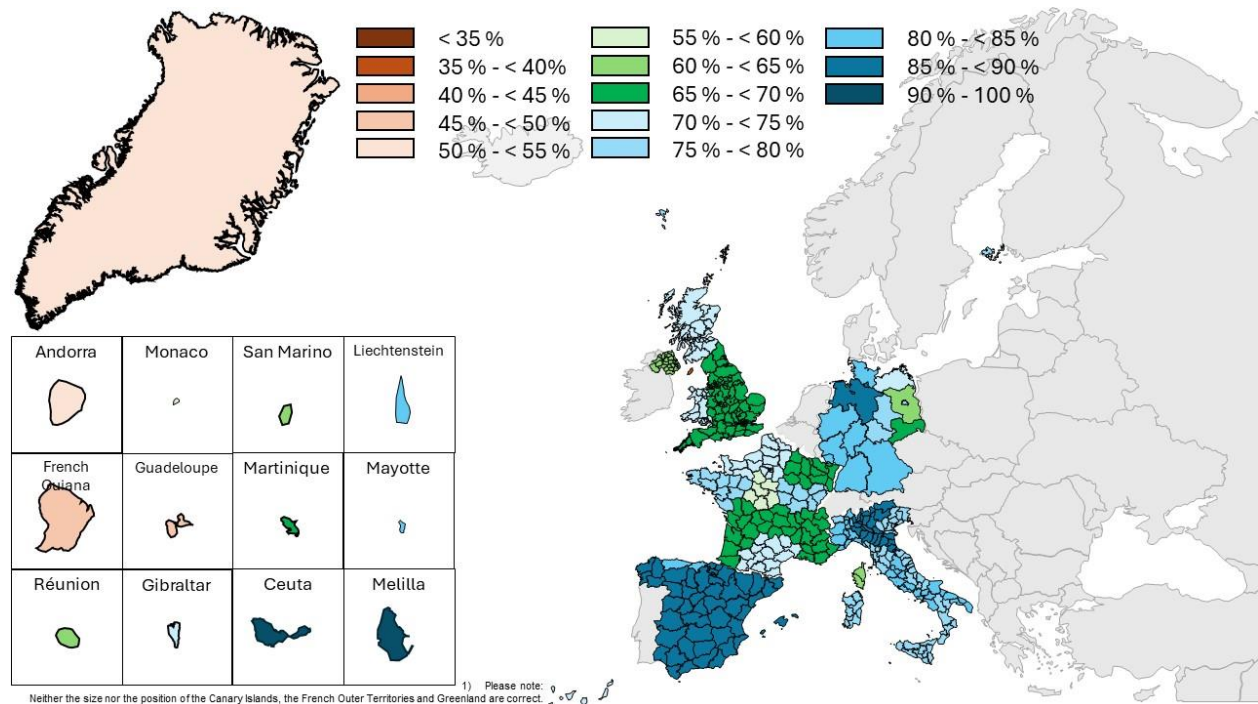


Figure 9: Do you feel European? - yes / Average result of the Data from 2019 - 2023 (own interpretation)

Italian regions show an average of 80% of participants as European. Although Sicily, with 75.2%, is the Italian region with the lowest average share of this identity, it is close to the overall average. The highest proportion is in Trentino-Alto Adige / South Tyrol at 87.9 %.

Spain has by far the most participants with a European identity, with an average of 86.6%. As before, the Spanish autonomous cities of Ceuta and Melilla are in the lead with 92.2% and 92.4% respectively. The proportion of participants who feel European is lowest in the Canary Islands at 74.3%.

It seems that geographically more distant regions, such as territories with less integration in Europe, affirm a lesser European identity. Exceptions to this would be Scotland and Mayotte.

IMAGE OF THE EU

Due to their direct influence on the population, either a positive or negative image is created both inside and outside the EU. Participants were asked whether they believe that the EU is a good or bad thing. In Figure 10 shows the average positive results over the years 2019-2023 in all regions. The opposing values are not shown accordingly. The overall average across all 89 regions surveyed is 76.6% of all respondents who think the EU is a good thing. The proportion of those in favour is highest in the Spanish autonomous city of Ceuta with an average of 91.8% and the French region of Mayotte with 90%. The lowest percentage of those in favour is in the microstate of Monaco with 53.8% and Northern Ireland with 58.9%. Thus, in all years, a majority of participants in all territories indicated a positive image of

the EU. Territories outside the EU tend to have a more negative image. Surprisingly, however, the majority of the values are still positive.

The average share of all participants in the European autonomous micronations and microstates is 68.4%. This is lowest in Monaco and highest in Greenland at 82.9%. Greenland, the Bailiwick of Guernsey and the Faroe Islands have a slightly increasing share of those with a positive image for the EU over time. In the Bailiwick of Jersey and the Isle of Man, however, this share has decreased. In all other regions, there is either too little data to make a statement, or the fluctuations are on average constant.

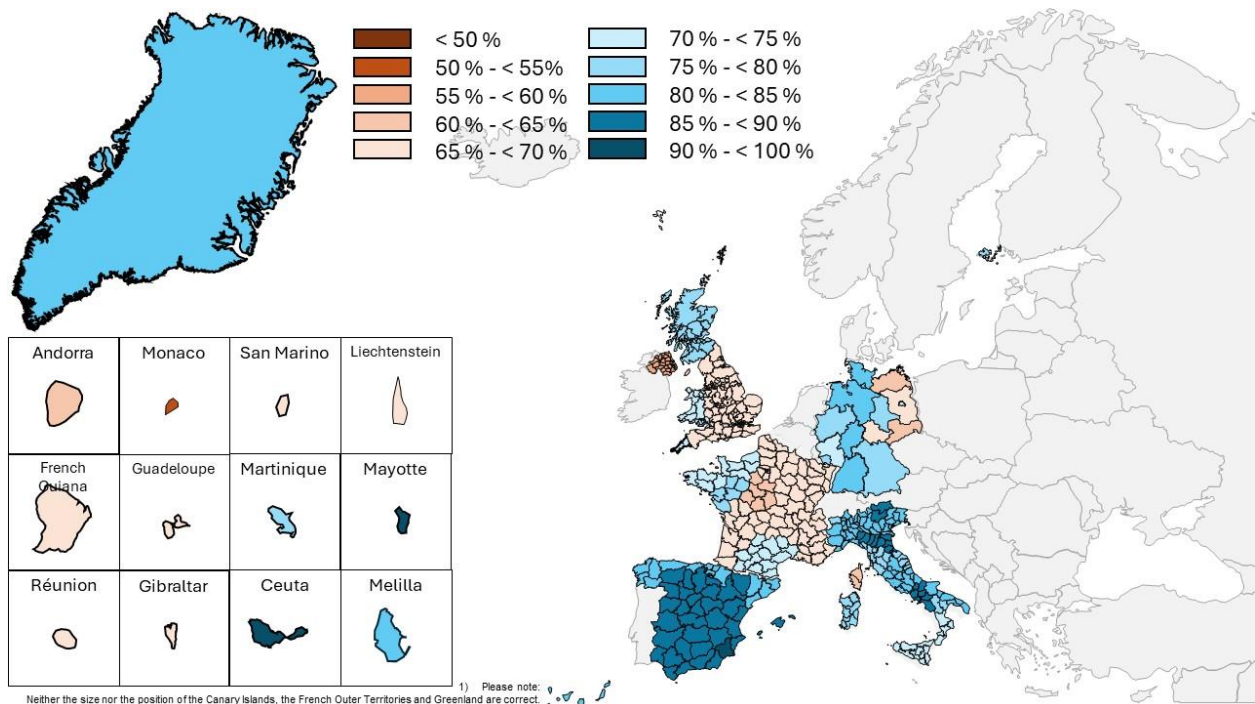


Figure 10: I think the European Union is ... a good thing / Average results of the Data from 2019 - 2023 (own interpretation)

In the UK, too, the average proportion of those in favour of a positive image is 69.1%. Despite the country's exit from the EU, the values are quite high. At 58.9%, Northern Irish respondents are the least likely in the UK to say they favour a positive image of the EU. In Scotland, on the other hand, an average of 75.7 % of respondents affirm this image, which is the highest proportion in the UK, while in Wales and Cornwall the figures decrease slightly each year. In Scotland, the values have risen sharply each year. English and Northern Irish participants tend to show fluctuating proportions over the years.

In the French regions, the average proportion in favour is 70.4%, which is below the overall average. Mayotte has the highest average percentage in favour at 90% and Corsica the lowest at 61.4%. In 8 regions of France, Mayotte, Pays de la Loire, Martinique, Normandy, Brittany, Île-de-France, Hauts-de-France and Corsica, the proportions have increased over time. Auvergne-Rhône-Alpes shows no significant change over time. The positive image of the EU has decreased in all other regions over the years. France appears to have a slight core-periphery pattern when it comes to the image of the EU. Regions such as Occitania, Normandy, Brittany, Martinique, Mayotte and the Pays de la Loire have higher positive shares. Even regions such as French Guiana, Guadeloupe and La Réunion have higher positive shares than central regions of France. The reasons for this are purely speculative.

The positive average share in the German federal states is also below the overall average, albeit slightly, at 75%. At 84.7%, most participants in Lower Saxony gave the EU a positive image. Saxony, on the other hand, had the lowest level of positive affirmation at 60.8%. In 9 out of 16 federal states, Lower Saxony, Schleswig-Holstein, Bavaria, Rhineland-Palatinate, Berlin, Thuringia, Brandenburg, Mecklenburg-Western Pomerania and Saxony, an increase over time is demonstrable. Hesse was the only federal state in which the results did not change over time. In all other federal states, the positive image share decreased over time. Germany shows a very slight north-south divide, with a more EU-friendly image in the north. Germany has a very small north-south divide, with the north being more pro-EU. However, the east-west difference is much clearer. Participants in the eastern German states appear to have a less positive view of the EU.

Italian regions have an average of 81.1% of participants who confirm that the EU has a positive image, which is far above the overall average. The leader is Molise with 87.1% positive image. The lowest average share in the Italian regions is found in Sicily with 71.1%. Unlike in the other countries, there are only 2 regions in Italy in which the share of a positive image of the EU has increased over time. These regions are Lazio and Tuscany. Apulia and Veneto show no real difference over time. All other regions, however, show declines, in some cases significant, in the share of the positive image of the EU. Reasons such as the strengthening of right-wing extremist parties or a post-fascist government are purely speculative and not proven.

Finally, the Spanish autonomous communities and cities show the highest average share of a positive image of the EU, at 87.5%, which is well above the overall average. The autonomous city of Ceuta is the leader with an average of 91.8% of survey participants with a positive image. The lowest Spanish average share is found in Galicia, at 80.5%, which is itself well above the overall average. The positive shares of Ceuta, the Region of Murcia, the Valencian Community, Castilla y León and Catalonia have increased slightly over time. Three regions, Extremadura, the Balearic Islands and Cantabria, experienced no change in their share over time. All other regions gradually reduced the share of participants with a positive image of the EU. Spain is therefore very EU-friendly. Whether this is due to internal political and identity conflicts or for other reasons is purely speculative here too.

In summary, the majority of participants in all regions in all years see the EU as something positive. Spain has the most supporters. In the territories surveyed, a north-south divide can be seen, with the southern European regions showing more supporters of a positive image. The east also seems to have a less positive image than the west of the regions surveyed. The reasons for the differences are not discussed here and are purely speculative.

COMPARISON : EUROPEAN IDENTITY VS. IMAGE OF THE EU

The comparison of the results of European identity and the results of the image of the EU consists of the calculation of the correlation. This is an attempt to establish a statistical connection between the results. It is assumed that the stronger the connection between European identity and a positive image of the EU, the greater the synonymy of the terms EU and Europe. In the figure 11 shows the scatter plot, the trend line and the coefficient of determination r^2 for all average values of all surveyed territories for European identity and the image of the EU. The coefficient of determination r^2 is 0.5754 and the correlation coefficient r is + 0.75856391. There is therefore a very high positive correlation between

European identity and the image of the EU. It can therefore be said that, in a very high scale, the stronger the European identity, the more positive the image of the EU, and vice versa. This indirectly recognises the synonymous power of the terms Europe and EU and the importance of the EU for European identity. The concept of European identity, also as a political identity, can thus be indirectly confirmed.

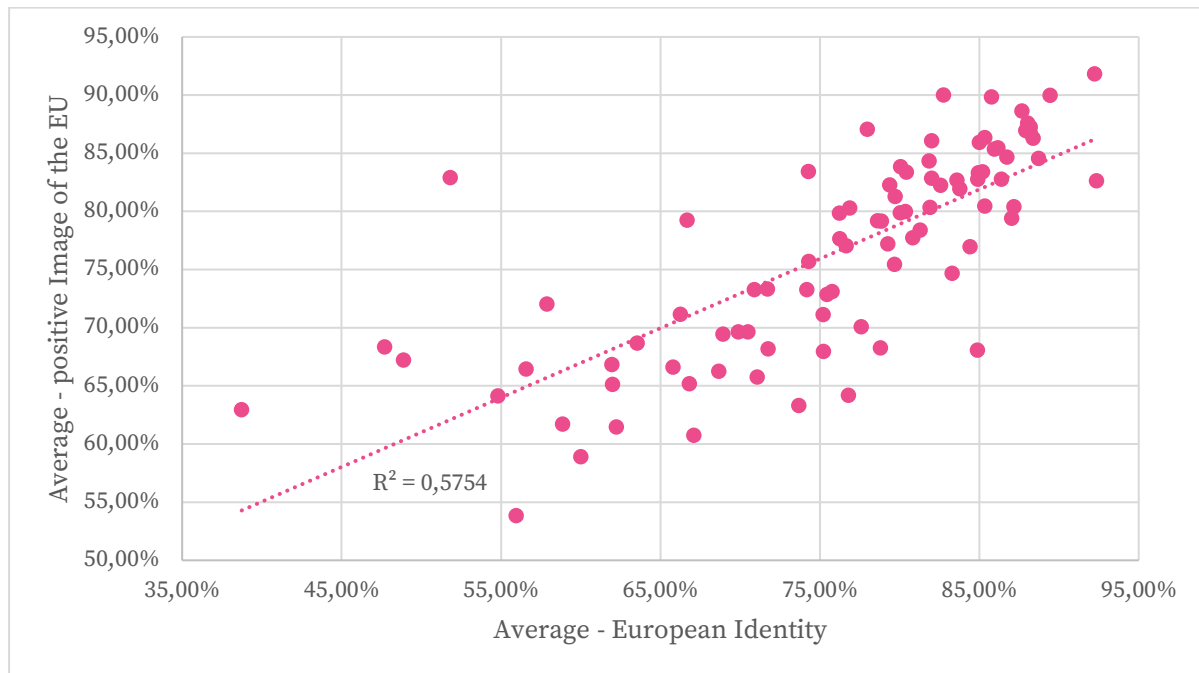


Figure 11: Scatterplot, trendline and measure of the comparison of the average data of European Identity and Image of the EU (own interpretation)

The correlations per region group help to take a closer look. For this purpose, all European autonomous micronations and microstates are summarised in one group. All other territories are grouped according to the states to which they belong.

Figure 12 thus shows the scatterplot, the trend line and the coefficient of determination r^2 of the average results on European identity and the image of the EU from the European autonomous micronations and the microstates surveyed. With a coefficient of determination of $r^2 = 0.0492$ and a correlation coefficient of $r = +0.22175806$, there is a weak positive correlation for this group. The greater the European identity, the more likely, albeit to a lesser extent, is a stronger positive image of the EU and vice versa. In contrast to the overall analysis, the correlation has therefore decreased. Nevertheless, the synonymous power of the terms Europe and EU is recognisable. That means that these terms seem to be less used as a synonym there than in other surveyed territories. A purely speculative reason for this weaker result could be the territories' respective relations with the EU. Some are an integral part of the EU and others are treaty partners and therefore co-operation partners but also opponents of co-operation on some issues.

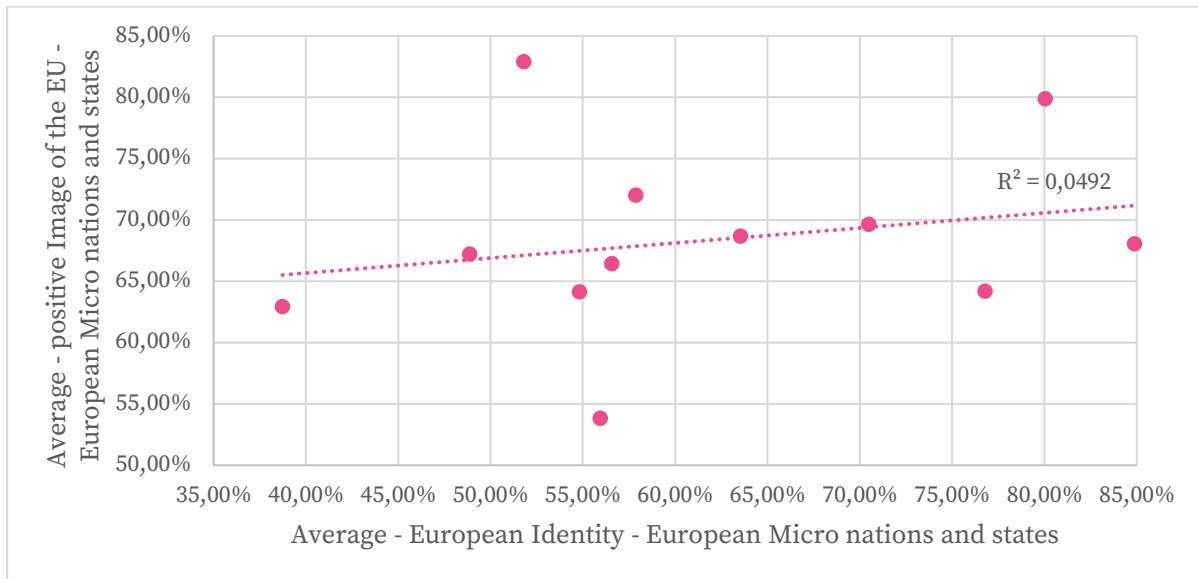


Figure 12: Scatterplot, trendline and measure of the comparison of the average data of European Identity and Image of the EU in the European autonomous Micro nations and states (own interpretation)

In figure 13 shows the scatterplot, the trend line and the measure of determination of the values of the regions from Great Britain. The result is a correlation coefficient between the British average shares of European identity and the image of the EU of $r = +0.95156192$ and a measure of determination of $r^2 = 0.9055$. There is therefore a very strong correlation. To a very large extent, it can be assumed that the stronger the European identity, the more positive the image of the EU. As the UK is no longer in the EU, this result can be explained by the fact that a more intensive relationship has arisen due to the Brexit process and its respective impact on the territories and population. Again, this assumption is purely speculative.

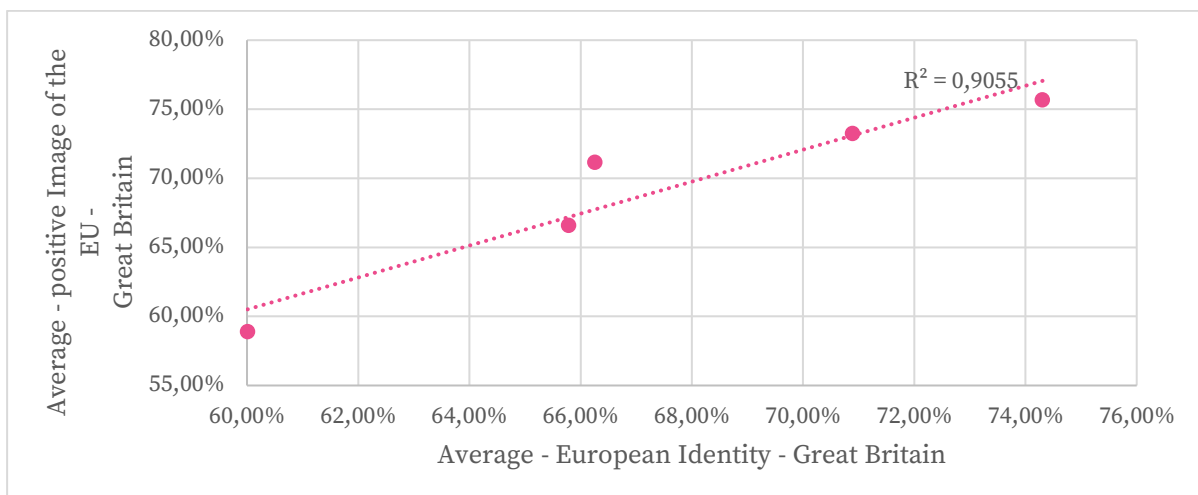


Figure 13: Scatterplot, trendline and measure of the comparison of the average data of European Identity and Image of the EU in Great Britain (own interpretation)

In the French territories, there is a lower correlation between European identity and the image of the EU than in Great Britain or the overall view. Figure 14 shows the corresponding scatterplot, its trend line and the French measure of determination. The French correlation coefficient of $r = +0.60241205$ and the coefficient of determination of $r^2 = 0.3629$ indicate a not very but high correlation. This means

that a stronger European identity also leads to a more positive image of the EU in the French territories. However, to a lesser extent than in Great Britain or in the overall picture. The reasons for this are also purely speculative and difficult to identify.

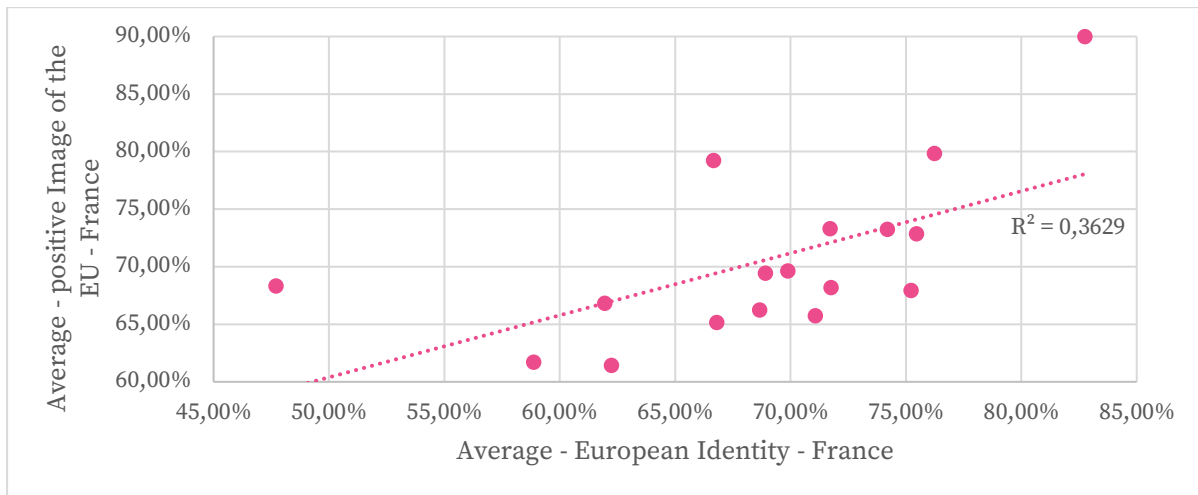


Figure 14: Scatterplot, trendline and measure of the comparison of the average data of European Identity and Image of the EU in the French regions (own interpretation)

The German federal states show a very strong positive correlation with a correlation coefficient of $r = +0.84888222$ and a coefficient of determination of $r^2 = 0.7206$. This value is therefore higher than in all of the previously mentioned analyses. The synonymous power of the terms Europe and EU therefore appears to be more evident in Germany than in Great Britain, France, the European autonomous micronations, the European microstates and all of the regions considered combined. In Figure 15 one finds the corresponding scatterplot, the trend line and the coefficient of determination of the German federal states in the relationship between European identity and the image of the EU.

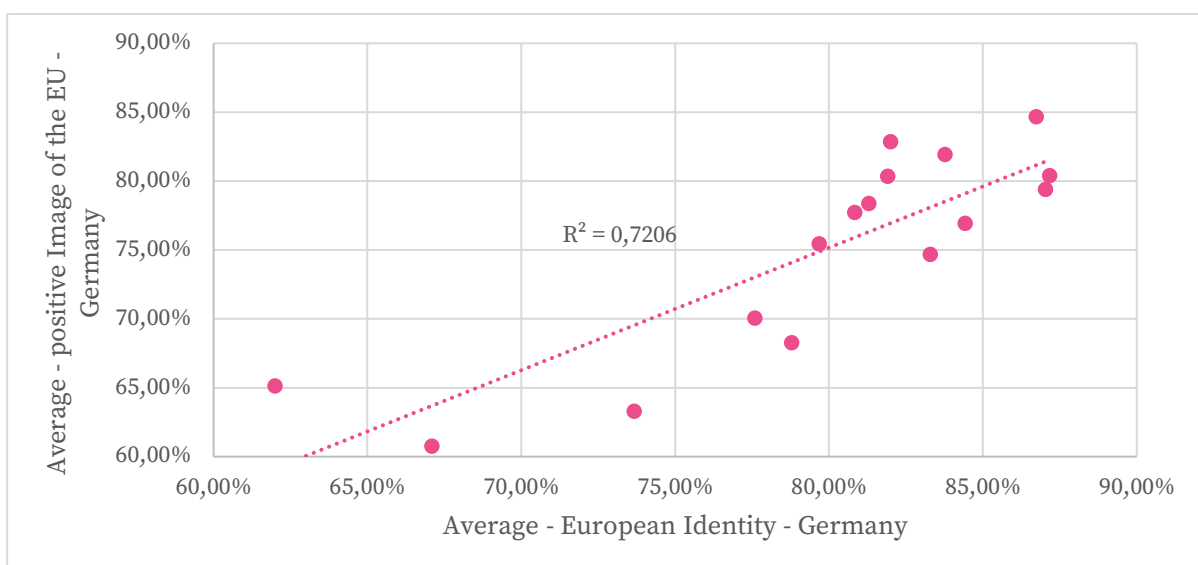


Figure 15: Scatterplot, trendline and measure of the comparison of the average data of European Identity and Image of the EU in the German Bundesländer (own interpretation)

The scatter plot, trend line and coefficient of determination of the average values of European identity and positive image of the EU in the Italian regions can be found in Figure 16. They show a correlation

coefficient of $r = +0.74698272$ and a coefficient of determination of $r^2 = 0.558$. Similar to the German and British observations, a very strong positive connection can be seen between the two value groups. Here too, it can be said that a strong European identity leads to a very likely positive image of the EU. The synonymy of the terms Europe and EU therefore seems to be very high in the Italian regions.

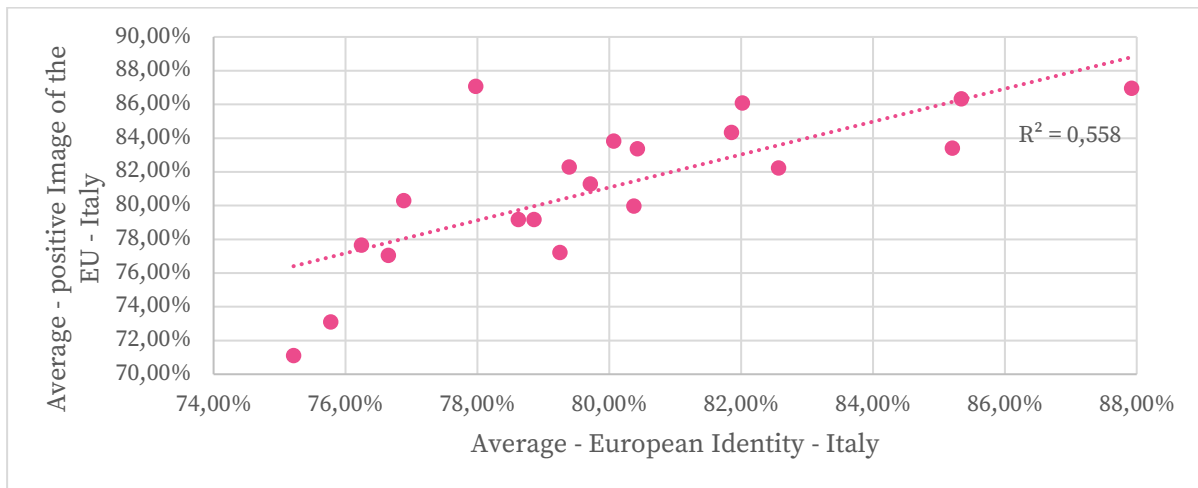


Figure 16: Scatterplot, trendline and measure of the comparison of the average data of European Identity and Image of the EU in the Italian regions (own interpretation)

Finally, we have the data from the Spanish autonomous communities and cities. Figure 17 shows their scatterplot, trend line and coefficient of determination. In Spain, the correlation coefficient is $r = +0.42167988$ and the coefficient of determination is $r^2 = 0.1778$. These values are therefore the second lowest of all observations, ahead of those of the European autonomous micronation and microstates. It represents an middle correlation between the values. Even if the synonymy of the terms Europe and EU can be indirectly recognized, it appears weaker than in other territories. The reasons for this are difficult to determine.

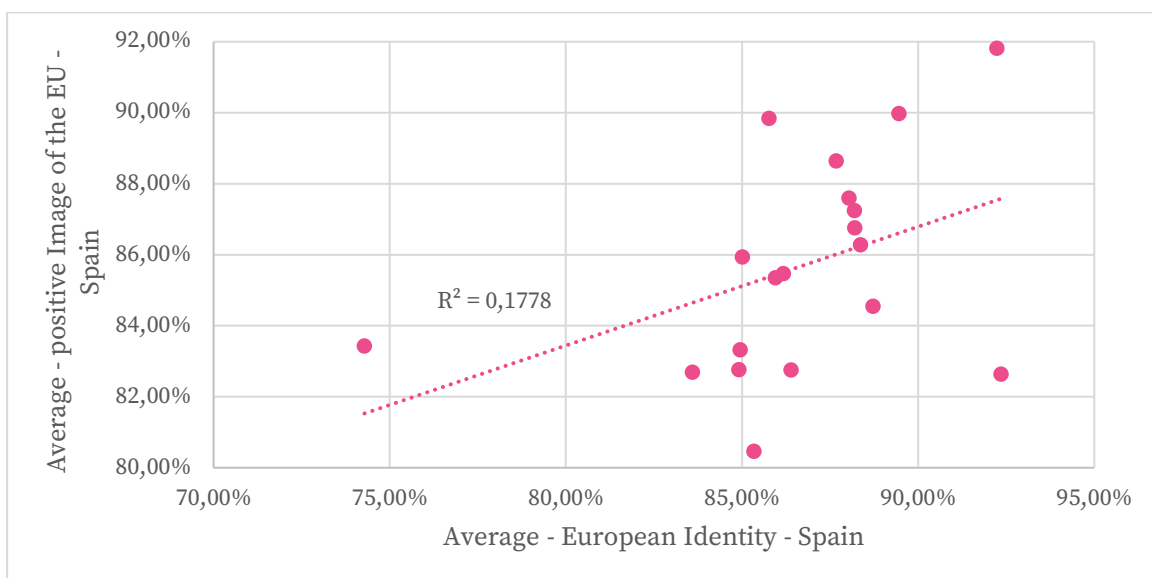


Figure 17: Scatterplot, trendline and measure of the comparison of the average data of European Identity and Image of the EU in the Spanish autonomous Communities and Cities (own interpretation)

Conclusion

Europe and the EU are not the same thing. Europe can be understood in different ways. Geographically, historically, culturally (including religious, media and linguistic), economically or politically, there are very different boundaries. A core part of these different concepts seems to coincide with many of the member states of the EU. The EU, on the other hand, is a supranational organization sui generis. It has a complex structure. Europe and the EU both seem to be based on the concept of European common values, which the EU was the first organization to legally define. A synonymy of the two terms seems very understandable here, although they are very different. In order to understand the degree of synonymy in European society, the European identity was compared with a positive image of the EU and statistically related. The idea is that a stated European identity must have a positive psychological effect. If the terms Europe and EU are used as synonyms, then in addition to a European identity, a positive image of the EU in general must also prevail. Looking at the average values for the years 2019-2023 for all regions surveyed, there is a very strong positive correlation between European identity and a positive image of the EU. Looking at the individual groups, this is also the case for the German federal states, the Italian regions and the constituent countries Great Britain and Cornwall. In the French regions, there is not a very high correlation between the values, but there is a high one. The Spanish autonomous communities and cities, on the other hand, show only a medium correlation, and the correlation is only weak for the European autonomous micronations and European microstates. Overall, one can say that the stronger the European identity, the more likely the image of the EU is to be viewed as positive. Depending on the individual groups, this is weak, medium, strong or very strong. Based on the above assumption, it can be indirectly assumed that the stronger the correlation between European identity and the positive image of the EU, the more likely the synonymy between Europe and the EU.

However, this is only an indirect confirmation and not a direct one. A direct survey of the population on the subject of synonymy would be useful for this. Likewise, the values of the respective regions in the different years could be correlated individually to obtain a more precise result. The scope of the surveys used here does not cover all of Europe and thus leaves other European societies out. Whether this synonymy also exists on other continents is still an open question, which can be taken into account in further research.

Bibliography

- Aden, H. (2015). The European Court of Auditors and Its Relationship with National Independent Audit Institutions: The Evolving Audit Function in the EU Multilevel System. In M. W. Bauer, & J. Trondal, *The Palgrave Handbook of the European Administrative System* (pp. 313-326). London: Palgrave Macmillan. doi:10.1057/9781137339898_18
- Atkinson, R., & Flint, J. (2001). Accessing Hidden and Hard-to-Reach Populations: Snowball Research Strategies. *Social Research Update*. Retrieved from <https://sru.soc.surrey.ac.uk/SRU33.html>
- Baccarini, R. (2024). The European Parliament as the voice of the European citizens? Examining the European Parliament's role as a representative of the European citizens in the 2019 elections. *Italian Journal of Electoral Studies (IJES)*. doi:10.36253/qoe-15524
- Baldwin, R., & Wyplosz, W. (2009). *The Economics of European Integration* (3. ed.). London.
- Baltar, F., & Brunet, I. (2012, January 27). Social research 2.0: virtual snowball sampling method using Facebook. *Internet Research*(22), p. 55.74.
- Baltic Assembly. (2021). *How do we work?* Retrieved from About us: <https://www.baltasam.org/about-us/how-do-we-work>
- Barker, E. (2024). A timeline of freedom of movement in the European Economic Area. *Open Research Europe*(2 (133)). doi:10.12688/openreseurope.15042.3
- Bekcan, U., & Uz Hançarlı, P. (2021). Evaluation of Eurovision Song Contest as a Cultural Impact Tool. *Journal of History, Culture & Art Research*(10 (1)), 84-97. doi:10.7596/taksad.v10i1.3009
- BeNeLux. (2024). *Über uns*. Retrieved from Benelux-Union: <https://www.benelux.int/de/info-buerger/benelux-union/ueber-uns/>
- Bogdandy, A. v. (2005). Europäische Verfassung und europäische Identität. In M. Bach, I. Pernice, G. F. Schuppert, I. Pernice, U. Haltern, & G. F. Schuppert (Eds.), *Europawissenschaft* (pp. 331-374). Baden-Baden: Nomos.
- Brandtjen, R. (2022, May 1). The impact of Brexit on the identity of small British-European nations. *Small States & Territories Journal*(5), pp. 13-30. Retrieved from <https://www.um.edu.mt/library/oar/handle/123456789/94162>
- Brandtjen, R. (2023). European identity in the regions of European identities. *IU Discussion Papers - Business & Management*(3 (5)), 1-30. Retrieved from <http://hdl.handle.net/10419/274130>
- Brandtjen, R. (2023, October). In varietate concordia -United in diversity; An Analyze of the EU environment according to its motto. *IU Discussion Paper*(3 (6)). Retrieved from https://res.cloudinary.com/iugroup/image/upload/v1698136470/DP_WIRTSCHAFT_2023_2_Brandtjen_f3jssi.pdf
- Brandtjen, R. (2024, Mai). (Minority-) Language as an economic factor for prosperity? *IU Discussion Paper*(4 (5)). Retrieved from <https://www.econstor.eu/bitstream/10419/294844/1/1888234024.pdf>

- Brandtjen, R. B. (2019). *Europeanized Separatism and Micro-Nations - Secession to gain full EU-Membership? An Analysis of the Isle of man and the Faroe Islands*. Hamburg: Verlag Dr. Kovač.
- Brandtjen, R. B. (2021). *The Valley and the Rock: Europeanized Separatism and Iberian Micro-Nations*. Hamburg: Verlag Dr. Kovač.
- BSEC. (2018). *BSEC at a glance*. Retrieved from Home: <https://www.bsec-organization.org/bsec-at-glance>
- BSEC. (2024). *Member States*. Retrieved from Who we are: <https://www.bsec-organization.org/member-states>
- CEFTA. (2024). *About*. Retrieved from Home: <https://cefta.int/about/>
- CIA - Central Intelligence Agency . (2024, May 29). *European Union*. Retrieved from The World Factbook: <https://www.cia.gov/the-world-factbook/countries/european-union/>
- Clark, J. N. (2010). Religion and Reconciliation in Bosnia & Herzegovina Are Religious Actors Doing Enough? *Europe-Asia Studies*(62 (4)), 671-694.
- Council of Europe. (2024). *46 Member States*. Retrieved from Administrative Entities: <https://www.coe.int/en/web/portal/46-members-states>
- Council of Europe. (2024). *Media*. Retrieved from Freedom of Expression: <https://www.coe.int/en/web/freedom-expression/media>
- Dikaïos, G. (2024). *EU Climate Diplomacy Towards the IMO and ICAO*. London: Palgrave Macmillan. doi:10.1007/978-3-031-51123-3_2
- Dong, R. (2024). Culture: A Journey through Diversity in Language Learning. *Transactions on Social Science, Education and Humanities Research*(4). doi:10.62051/f9rc5p93
- Dose, I. (2011). *Nationale Minderheiten im Ostseeraum: Geschichte und Gegenwart, Identität und territoriale Anbindung*. Berlin: Berliner Wissenschafts-Verlag.
- Dziedzic, J. (2022). UE Organizational Identity. From the Motto Veritate Concordia to Neo-bureaucratic Management. *Journal of Intercultural Management*(14 (2)), 84-103. doi:10.2478/joim-2022-0008
- EBU - European Broadcasting Union. (2021). *EBU Executive Board agrees to suspension of Belarus Member BTRC*. Geneva: European Broadcasting Union. Retrieved from <https://www.ebu.ch/news/2021/05/ebu-executive-board-agrees-to-suspension-of-belarus-member-btrc>
- EBU - European Broadcasting Union. (2022). *EBU Statement on Russian Members*. Geneva: European Broadcasting Union. Retrieved from <https://www.ebu.ch/news/2022/03/statement-on-russian-members>
- EBU - European Broadcasting Union. (2022, November). *Value of the Public Service Media*. Retrieved from Contribution to Society: <https://www.ebu.ch/about/public-service-media>
- Entin, M. L., & Tsveyba, A. S. (2023). Interaction between the Judicial Institutions (on the example of the Court of Justice of the European Union and the European Court of Human Rights). *Moscow Journal of International Law*, 84-97. doi:10.24833/0869-0049-2023-3-84-97

- European Commission. (2018). *50 Years of the EU Customs Union*. Retrieved from Taxation and Customs Union: https://taxation-customs.ec.europa.eu/50-years-eu-customs-union_en
- European Commission. (2024). *Costums Unions*. Retrieved from Business, Economy, Euro: https://taxation-customs.ec.europa.eu/customs-4/international-affairs/origin-goods/customs-unions_en
- European Commission. (2024). *What is the euro zone?* Retrieved from The Euro: https://economy-finance.ec.europa.eu/euro/what-euro-area_en?prefLang=de
- European Union. (2024). *Aims and Values*. Retrieved from Principles and Values: https://european-union.europa.eu/principles-countries-history/principles-and-values/aims-and-values_en
- Franz, M. (2004). Fundamente europäische Identität - Teil I -. *Bayerische Staatszeitung*(02/2004).
- Galpin, C. (2017). *The Euro Crisis and European Identities*. London: Palgrave Macmillan. doi:10.1007/978-3-319-51611-0
- Giese, P. (1987). *Ozeane und Kontinente*. Heidelberg: Spektrum der Wissenschaft Verlag.
- Gilland, K., & Goldmann, K. (2001). Nationality and Europeanisation: Conclusions. In K. Goldmann, & K. Gilland (Eds.), *Nationality versus Europeanisation: The National View of the Nation in Four EU Countries* (pp. 166-184). Stockholm: Dept. of Political Science, Stockholm University.
- Gosztanyi, G., & Lendvai, G. F. (2024). Could European Media Freedom Act solve the problems of traditional media's content in the online sphere? *Informatization Policy (정보화정책)* (31 (1)), 72-82. doi:10.22693/NIAIP.2024.31.1.072
- Government of the Netherlands. (2024). *What countries are in the EU, EEA, EFTA and the Schengen Area*. Retrieved from NetherlandsWorldwide: <https://www.netherlandsworldwide.nl/eu-eea-efta-schengen-countries>
- Gradstein, M., & Schiff, M. (2006). The political economy of social exclusion, with implications for immigration policy. *Journal of Population Economics*(19), 327-344. doi:10.1007/s00148-005-0016-0
- Große Hüttmann, M. (2020). Eurozone. In M. Große Hüttmann, & H.-G. Wehling, *Das Europalexikon*. Bonn: Verlag J. H. W. Dietz Nachf. GmbH.
- GUAM - Organization for Democracy and Economic Development. (2024). *GUAM Member states*. Retrieved from GUAM: <https://guam-organization.org/en/guam-member-states/>
- GUAM. (2017). *About GUAM*. Retrieved from GUAM: <https://guam-organization.org/en/about-the-organization-for-democracy-and-economic-development-guam/>
- Häder, M. (2006). *Empirische Sozialforschung. Eine Einführung*. Wiesbaden: VS Verlag.
- Hansen, J. D., & Schröder, P. H. (2001). Economic Integration in Europe: Setting the Stage. In J. D. Hansen (Ed.), *European Integration; An Economic Perspective* (pp. 1-16). Oxford: Oxford University Press.
- Helleiner, E. (1998, August 1). National Currencies and National Identities. *American Behavioral Scientist (ABS)*, 41(10), pp. 1409-1436. doi:<https://doi.org/10.1177/0002764298041010004>

- Herdegen, M. (2006). *Völkerrecht* (5 ed.). München.
- Higgott, R. (1998). The international political economy of regionalism: the Asia-Pacific and Europe compared. In W. D. Coleman, & G. R. Underhill (Eds.), *Regionalism & Global Economic Integration: Europe, Asia and the Americas* (pp. 42-67). London & New York: Routledge.
- Hodson, D., Puetter, U., Saurugger, S., & Peterson, J. (2021). *The Institutions of the European Union*. Oxford: Oxford University Press. doi:10.1093/hepl/9780198862222.001.0001
- International Visegrad Fund. (2023). *About the Visegrad Group*. Retrieved from Visegrad Group: <https://www.visegradgroup.eu/about>
- Ivic, S. (2019). The Concept of European Values. *Cultura*(16 (1)), 103-117. doi:10.3726/CUL012019.0007
- Kaelble, H. (2009). Identification with Europe and politicization of the EU since the 1980's. In J. T. Checkel, & P. J. Katzenstein (Eds.), *European Identity* (pp. 193-212). Cambridge: Cambridge University Press.
- Kühn, I. (1994). *Lexikologie*. Tübingen: Niemeyer.
- Ladrech, R. (2010). *Europeanization and national politics*. Basingstoke: Palgrave.
- Liedhegener, A., & Odermatt, A. (2019). *Religious Affiliation in Europe; SMRE-generated Data Retrieval for: Religious Affiliation in Period 2006-2015*. Luzern: Swiss Metadatabase of Religious Affiliation in Europe (SMRE). Retrieved from <https://www.smre-data.ch/>
- Lüdtke, U. (2012). Person und Sprache. In O. Braun, U. Lüdtke, W. Jantzen, G. Feuser, I. Beck, & P. Wachtel, *Sprache und Kommunikation* (pp. 60-81). Stuttgart: Kohlhammer Verlag.
- Luna-Arocas, R., Guzmán, G., Quintanilla, I., & Farhangmehr, M. (2001, March 19). The Euro and European identity: The Spanish and Portuguese Case. *Journal of Economic Psychology*(22), pp. 441-460.
- Manners, I. (2002). Normative Power Europe: A Contradiction in Terms? *Journal of Common Market Studies*, 235-258.
- McCormick, J. (2010). *Europeanism*. Oxford: Oxford University Press.
- McGowan, L., & Phinnemore, D. (2006). A-Z of the European Union. In R. Bomford, V. C. Browne, & S. Leckey (Eds.), *European Union - Encyclopedia and Directory 2007* (7. Edition ed., pp. 3 - 179). London: Routledge.
- Meier-Pesti, K., & Kirchler, E. (2003, December). Nationalism and patriotism as determinants of European identity and attitudes towards the euro. *The Journal of Socio-Economics*, 32(6), pp. 685-700. doi:<http://dx.doi.org/10.1016/j.socec.2003.10.006>
- Müller-Peters, A. (1998, July 21). The significance of national pride and national identity to the attitude toward the single European currency: A Europe-wide comparison. *Journal of Economic Psychology*, pp. 701-719. doi:[http://dx.doi.org/10.1016/S0167-4870\(98\)00033-6](http://dx.doi.org/10.1016/S0167-4870(98)00033-6)
- Naturkach, R. P. (2024). Principles of independence and accountability in the activities of the European Central Bank and the central bank of the EU member state. *Analytical and Comparative Jurisprudence*, 483-488. doi:10.24144/2788-6018.2024.02.82

- Nguyen, T. (2024). Critical Review: Integrating Target Language Culture into Teaching Foreign Languages. *International Journal of Scientific Research in Science and Technology*(11 (3)), 11-14. doi:10.32628/IJSRST24112102
- Nic Shuibhne, N. (2023). *EU Citizenship Law*. Oxford: Oxford University Press. doi:10.1093/oso/9780198795315.001.0001
- Odendahl, K. (2015). Kulturpolitik. In D. Nohlen, & F. Grotz, *Kleines Lexikon der Politik* (pp. 352-353). München: C.H. Beck.
- Paál, G. (2024). *Warum gelten Europa und Asien als zwei Erdteile, wo es doch ein Kontinent ist?* Retrieved from SWR Wissen - 1000 Antworten: <https://www.swr.de/wissen/1000-antworten/warum-gelten-europa-und-asien-nicht-als-ein-kontinent-110.html>
- Patrin, M. (2024). *Collegiality in the European Commission*. Oxford: Oxford University Press. doi:10.1093/oso/9780198873723.001.0001
- Press Service of the President of the Republic of Belarus. (2024). *The Republic of Belarus and the Russian Federation signed the Union State Treaty on 8 December 1999* <https://president.gov.by/en/belarus/economics/economic-integration/union-state>. Minsk: Press Service of the President of the Republic of Belarus <https://president.gov.by/en/belarus/economics/economic-integration/union-state>. Retrieved from <https://president.gov.by/en/belarus/economics/economic-integration/union-state>
- Press-Barnathan, G., & Lutz, N. (2020). The multilevel identity politics of the 2019 Eurovision Song Contest. *International Affairs*(96 (3)), 729-748. doi:10.1093/ia/iiaa004
- Sagona, C. (2015). *The Archaeology of Malta: From the Neolithic through the Roman Period*. Cambridge: Cambridge University Press. doi:9781139030465
- Salganik, M. J., & Heckathorn, D. D. (2004, December). Sampling and Estimation in Hidden Populations Using Respondent-Driven Sampling. *Sociological Methodology*(34), pp. 193-240. doi:<https://doi.org/10.1111/j.0081-1750.2004.00152.x>
- Salvatore, D. (2012). *Introduction to International Economics* (3. ed.). Singapore: John Wiley & Sons, Inc.
- Schippers, M. L. (2023). Proposals to Reform the EU Customs Union. *EC Tax Review*, 253-262. doi:10.54648/ECTA2023031
- Schneider, G., & Toyka-Seid, C. (2024). *Europa*. Retrieved from Das Junge Politik Lexikon: <https://www.bpb.de/kurz-knapp/lexika/das-junge-politik-lexikon/320250/europa/>
- Schneider, H. (2016). Europäische Identität. In W. Weidenfeld, & W. Wessels (Eds.), *Europa von A bis Z* (14. ed., pp. 167-172). Baden-Baden: Nomos.
- Schramm, L., & Wessels, W. (2024). The European Council and the Rotating EU Council Presidency: Patterns of Cooperation and Rivalry Beyond the Formal Treaty Rules. In R. Coman, & V. Sierens, *EU Council Presidencies in Times of Crises* (pp. 133-157). London: Palgrave Macmillan. doi:10.1007/978-3-031-44788-4_6
- Schwenke, O. (2010). *Das Europa der Kulturen - Kulturpolitik in Europa*. Essen: Klartext-Verlag.

- Teachout, P. R. (2008). A Thousand Streams and Groves. Comments on Dr. Gierycz's Paper "United in Diversity". *European Diversity and Autonomy Papers*, 1-21.
- Teubert, W. (1999). Sprache als Wirtschaftsfaktor - zur Bedeutung von Terminologie. *SprachReport*, 9-14.
- The Nordic Council. (2004). *Official Nordic Co-Operation*. Retrieved from Information: <https://www.norden.org/en/information/official-nordic-co-operation>
- Thorbjørnsrud, B. (2015). "The Problem of the Orthodox Diaspora": The Orthodox Church between Nationalism, Transnationalism, and Universality. *Numen*(62 (5/6)), 568-595.
- Tussie, D. (1998). In the whirlwind of globalization and multilateralism: the case of emerging regionalism in Latin America. In W. D. Coleman, & G. R. Underhill (Eds.), *Regionalism & Global Economic Integration; Europe, Asia and the Americas* (pp. 81-98). London: Routledge.
- Weatherhead, M. (2006). Small countries: A survey of the literature. In R. Grynberg (Ed.), *WTO at the Margins; Small States and the Multilateral Trading System* (pp. 29-73). Cambridge.
- Windari, T. (2021). National identity attachments and its variables. *Journal of International Women's Studies*(22 (3)), 81-95.
- Wright, N. (2018). Brexit and Ireland: Collateral damage? In B. Martill, & U. Staiger, *Brexit and Beyond: Rethinking the Future of Europe* (pp. 105-113). London: UCL Press.
- Союзное государство. (2021, March 31). *Союзное государство в зеркале СМИ за 30 мая*. Retrieved from Союзное государство: <https://soyuz.by/obzor-smi/soyuznoe-gosudarstvo-v-zerkale-smi-za-30-maya-2>

Annex:

DO YOU FEEL EUROPEAN? – YES / NO

QUESTION AND ANSWER ITEMS IN EACH LANGUAGE

Albanian	A ndiheni evropianë?	Po	Jo
Alsatian	Fìehle-n-ìhr éich europäisch?	Ja	Nëë
Aragonese	Se siente europeu?	Sí	No
Aranese	Se sent europèu?	Òc	Non
Arpetan	Vos sentéd-vos eropèen?	Ouè	Nan
Asturian	¿Siéntese européu/-a?	Sí	Non
Balear Catalan	Se sent europeu?	Sí	No
Basque	Europearra sentitzen zara?	Bai	Ez
Breton	Hag en em santout a rit europat ?	Ya	Ket
Castillian (Spanish)	¿Se siente europeo?	Sí	No
Catalan	Se sent europeu?	Sí	No
Cornish	A omglewegh Europek?	Omglewav	Na omglewav
Corsican	Ti senti europeu ?	Iè	Innò
Croatian	Osjećate li se Europljaninom?	Da	Ne
Danish	Føler du dig som europæer?	Ja	Nej
Doric Scots	Dae ye feel European?	Aye	Na
Dutch	Voel je je Europeaan?	Ja	Nee
English	Do you feel European?	Yes	No
Eonavian	¿Síntese europeo/-a?	Sí	Non
Extremadurian	Se sienti uropeu/-a?	Sí	No
Faetano / Cellesse	Te sinte de fa pare de l'Éuròpe?	Gljò	Nu
Fala	¿Se sinti europeio/-a?	Sim	Nõ
Faroese	Kennir tú teg sum evropeara?	Ja	Nei
Finnish	Tunnetko itsesi eurooppalaiseksi?	Kyllä	Ei
French	Vous sentez-vous européen?	Oui	Non
Friulian	Ti sintistu european?	Sì	No
Galician	Síntese europeo/-a?	Si	Non
Gallo Language	Sent'ous-ti uropeyen ?	Yan	Nenna

Gallo-Italic of Sicily	Ti santi europeo?	Scì	Nà
Gallurese	Ti senti europeu?	Éia	No
German	Fühlen Sie sich europäisch?	Ja	Nein
Greek	Αισθάνεστε Ευρωπαίος;	Ναι	Όχι
Greenlandic	Europamiusut misigivit?	Aap	Naamik
Guernsey Norman French	Vous sent-ous Ūraopéen?	Oua	Nennin
Irish	An mbraitheann tú Eorpach?	Sea	Níl
Italian	Ti senti europeo?	Sì	No
Ladin	Te sënteste europeich?	Scë	No
Ligurian	Sciâ se sente europeo?	Scì	Na
Lombard	Luu al/Lee la se sent europeè ?	Aè	No
Lorrain	Vos vos sentiz-ti ène geat d'l'Urope?	Yô	Niant
Lorraine Franconian	Féihlen Dir Eech européisch?	Jo	Nee
Low Saxon (Low German)	Föhlt Se sik europäisch?	Ja	Nee
Lower Sorbian	Cujošo se europski?	Jo	Ně
Luxembourgish	Fillt Dir lech europäesch?	Jo	Nee
Manx Gaelic	Er lhiat dy vel oo dty Europeeanagh?	Ta	Cha nel
Mòcheno	Heart ir enk an europear?	Jo	Na
Neapolitan	Te siénte airopeo?	Sì	No
Norman French	Vos sent-ouos uropéien?	Veire	Nennin
North Frisian	Feelst dü di euroopeesk?	Jä	Naan
Occitan	Se sent europèu?	Òc	Pas
Picard	Te t' sins européien ?	Ouais	Non
Piemontese	I sentive europeo?	É	Nò
Poitevin-Saintongeais	Ve ressentàu européyén?	Voll	Nun
Portuguese	Sente-se europeu?	Sim	Não
Réunion Creole French	Ou sent aou Eropéin ?	Oui	Non
Romagnol	Tu t sint européo?	Sè	Na
Sardinian	T'intendes europeu?	Eja	No
Saterland Frisian	Fäile Jie Jou europäisk?	Jee	Noa
Scots	Dae ye feel European?	Aye	Naa
Scottish Gaelic	A bheil thu a 'faireachdainn Eòrpach?	Tha	Chan eil
Sicilian	Ti senti europeo/europea?	Sì	No

Slovene	Se počutite Evropejca?	Ja	Ne
Swedish	Känner du dig europeisk?	Ja	Nej
Tabarchino	Te senti europeo?	Sì	No
Ulster Scots	Dae ye feel European?	Aye	Naw
Upper Sorbian	Čuješ so europsce?	Haj	Ně
Valencian	Se sent europeu?	Sí	No
Venetian	Ve sentì europèi?	Sì	Nò
Walser German (Formazza)	Kschpérschtdi dü Europeär?	Ja	Nei
Walser German (Issime)	Ti senti europeo?	Jia	Na
Welsh	Ydych chi'n teimlo'n Ewropeaidd?	Ydw	Na

 DATA – EUROPEAN IDENTITY

EUROPEAN IDENTITY - YES	AVERAGE	2019	2020	2021	2022	2023
MELILLA	92,4%		86,9%	100,0%	96,8%	85,7%
CEUTA	92,2%		88,2%	93,6%	94,3%	92,9%
REGION DE MURCIA	89,5%		86,8%	90,7%	91,2%	89,1%
CATALUNYA	88,7%		86,4%	90,7%	88,6%	89,2%
CASTILLA Y LEON	88,4%		84,7%	91,7%	87,7%	89,4%
COMUNIDAD DE MADRID	88,2%		90,5%	89,0%	85,4%	87,9%
CASTILLA LA MANCHA	88,2%		86,8%	90,5%	88,3%	87,2%
COMUNIDAD VALENCIANA	88,0%		86,9%	91,7%	86,0%	87,5%
TRENTINO-ALTO ADIGE	87,9%			89,8%	87,5%	86,5%
EXTREMADURA	87,7%		87,3%	86,5%	88,9%	88,0%
HAMBURG	87,2%				86,5%	87,8%
BREMEN	87,0%				95,5%	78,6%
NIEDERSACHSEN	86,7%				85,2%	88,3%
EUSKADI	86,4%		86,4%	86,4%	85,1%	87,7%
ANDALUCIA	86,2%		87,0%	86,4%	84,3%	87,0%
ARAGON	85,9%		87,6%	86,2%	84,1%	85,9%
LA RIOJA	85,8%		88,2%	88,6%	83,9%	82,4%
GALICIA	85,3%		83,6%	88,7%	82,3%	86,8%
EMILIA-ROMAGNA	85,3%			85,7%	85,7%	84,6%
LOMBARDIA	85,2%			88,4%	80,7%	86,5%
ISLAS BALEARES	85,0%		85,0%	87,2%	84,2%	83,7%
NAVARRA	85,0%		85,1%	88,2%	80,2%	86,3%
ASTURIAS	84,9%		83,9%	85,2%	85,4%	85,1%
LIECHTENSTEIN	84,9%					84,9%
NORDRHEIN-WESTPHALEN	84,4%				84,3%	84,6%
BADEN-WÜRTTEMBERG	83,8%				83,8%	83,8%
CANTABRIA	83,6%		84,4%	81,9%	82,1%	86,0%
RHEINLAND-PFALZ	83,3%				83,9%	82,7%

EUROPEAN IDENTITY - YES	AVERAGE	2019	2020	2021	2022	2023
MAYOTTE	82,8%				65,5%	100,0%
LAZIO	82,6%			80,6%	82,9%	84,2%
CAMPANIA	82,0%			82,4%	84,8%	78,9%
SCHLESWIG-HOLSTEIN	82,0%				79,8%	84,2%
HESSEN	81,9%				81,3%	82,5%
PUGLIA	81,9%			82,2%	81,3%	82,1%
SAARLAND	81,3%				74,6%	88,0%
BAYERN	80,8%				76,2%	85,5%
UMBRIA	80,4%			82,4%	80,1%	78,8%
PIEMONTE	80,4%			81,7%	81,7%	77,7%
LIGURIA	80,1%			81,4%	82,7%	76,1%
ALAND	80,0%			80,3%	79,4%	80,4%
FRIULI-VENEZIA GIULIA	79,7%			82,5%	78,4%	78,2%
SACHSEN-ANHALT	79,7%				79,0%	80,4%
VENETO	79,4%			78,1%	77,7%	82,4%
SARDINIA	79,3%			79,2%	79,8%	78,8%
BASILICATA	78,9%			84,0%	79,5%	73,1%
THÜRINGEN	78,8%				80,5%	77,1%
MARCHE	78,6%			78,4%	79,2%	78,3%
MOLISE	78,0%			81,3%	75,8%	76,8%
BERLIN	77,6%				77,4%	77,8%
ABRUZZO	76,9%			80,3%	78,8%	71,6%
FAROE ISLANDS	76,8%	80,3%	72,8%	75,9%	72,7%	82,2%
TOSCANA	76,7%			71,3%	80,5%	78,2%
VAL D'AOSTA	76,2%			79,5%	78,6%	70,6%
PAYS DE LA LOIRE	76,2%				74,6%	77,9%
CALABRIA	75,8%			79,6%	76,8%	70,9%
BRETAGNE	75,5%				77,3%	73,6%
BOURGOGNE-FRANCHE-COMTÉ	75,2%				75,0%	75,4%
SICILIA	75,2%			76,2%	74,1%	75,3%
SCOTLAND	74,3%			68,1%	74,5%	80,3%
ISLAS CANARIAS	74,3%		77,2%	70,2%	75,6%	74,1%
OCCITANIE	74,2%				73,7%	74,7%
MECKLENBURG-VORPOMMERN	73,7%				70,3%	77,0%
ÎLE-DE-FRANCE	71,8%				68,1%	75,4%
NORMANDIE	71,7%				62,9%	80,5%
HAUTS-DE-FRANCE	71,1%				72,3%	69,8%
WALES	70,9%			76,8%	71,7%	64,2%
GIBRALTAR	70,5%	74,1%	70,2%	69,8%	67,9%	70,4%
NOUVELLE-AQUITAINE	69,9%				75,7%	64,1%
AUVERGNE-RHÔNE-ALPES	68,9%				72,5%	65,3%
GRAND EST	68,7%				72,1%	65,2%
SACHSEN	67,1%				60,6%	73,6%
PROVENCE-ALPES-CÔTE D'AZUR	66,8%				68,5%	65,1%
MARTINIQUE	66,7%				50,0%	83,3%

EUROPEAN IDENTITY - YES	AVERAGE	2019	2020	2021	2022	2023
CORNWALL	66,3%			72,4%	65,8%	60,6%
ENGLAND	65,8%			64,0%	68,0%	65,4%
SAN MARINO	63,5%					63,5%
CORSE	62,2%				61,6%	62,9%
BRANDENBURG	62,0%				57,7%	66,3%
LA RÉUNION	62,0%				61,4%	62,5%
NORTHERN IRELAND	60,0%			64,0%	55,9%	60,1%
CENTRE-VAL DE LOIRE	58,9%				63,3%	54,4%
GUERNSEY	57,9%			61,8%	54,0%	57,8%
JERSEY	56,6%			59,6%	54,5%	55,6%
MONACO	56,0%					56,0%
ANDORRA	54,8%					54,8%
GREENLAND	51,8%			67,6%	36,0%	51,8%
GUYANE	48,9%				52,3%	45,5%
GUADELOUPE	47,7%				43,8%	51,6%
ISLE OF MAN	38,7%	43,6%	35,5%	40,0%	40,6%	34,0%

I BELIEVE THE EUROPEAN UNION IS ... A GOOD THING / A BAD THING

QUESTION AND ANSWER ITEMS IN EACH LANGUAGE

LANGUAGE	IMAGE	GOOD	BAD
ALBANIAN	Besoj se Bashkimi Evropian është diçka e mirë	... një gjë e keqe
ALSATIAN	Ich mein, àss d'Europäische Union e gueti Sàch ìsch	... e schlacthi Sàch ìsch
ARAGONESE	Creigo que a Unión Europea ye...	... una cosa buena	... una cosa mala
ARANESE	Cregui qu'era Union Europèa ei ua causa bona	... ua causa dolenta
ARPETAN	Je penso que l'Union Eropèena est una bôna chousa	... una crouye chousa
ASTURIAN	Creo que la Xunió Europea ye daqué bono	...daqué malo
BALEAR CATALAN	Crec que sa Unió Europea és...	... una cosa bona	... una cosa dolenta
BASQUE	Nire ustez, Europar Batasuna...	... gauza on bat da.	... gauza txar bat da.
BRETON	Da'm soñj ez eo Unaniezh Europa un dra vat	... un dra fall
CASTILLIAN (SPANISH)	Creo que la Unión Europea es una cosa buena	... una cosa mala
CATALAN	Crec que la Unió Europea és...	... una cosa bona	... una cosa dolenta
CORNISH	My a grys bos an Unyans Europek...	... neppyth da	... neppyth drog
CORSICAN	Pensu chî l'Unione Europea hè una bona cosa	... una cosa mala
CROATIAN	Vjerujem da je Europska unija dobra stvar	... loša stvar

LANGUAGE	IMAGE	GOOD	BAD
DANISH	Jeg tror, at Den Europæiske Union er en god ting	... en dårlig ting
DORIC SCOTS	I think the European Union is a gweed thing	... an ill thing
DUTCH	Ik denk dat de Europese Unie...	... een goede zaak	... een slechte zaak
ENGLISH	I believe the European Union is a good thing	... a bad thing
EONAVIAN	Creo qu'a/la Unión Europea é...	... daqué bon	... daqué ruin
EXTREMADURIAN	Creu que la Unión Uropea es...	... una cosa güena	... una cosa mala
FAETANO / CELLESE FALA	Te pénze che l'Éuròpe a-étte...	... 'na bunna ciuóse	... 'na ciuósa pabbùnne
FAROESE	Eg haldi, at evropiska samveldið er gott	... ringt
FINNISH	Uskon, että Euroopan unioni on hyvä asia	... huono asia
FRENCH	Je pense que l'Union européenne est une bonne chose	... une mauvaise chose
FRIULIAN	O pensi che la Union Europeane e sedi une robe buine	... une robe negative
GALICIAN	Cre que a Unión Europea é...	... unha cousa boa	... unha cousa mala
GALLO LANGUAGE	M'ét aviz qe l'Union Uropeyene ét...	... du bon cai	... du monvéz cai
GALLO-ITALIC OF SICILY	Pans chi l'Europa è na causa bauna	... na causa negativa
GALLURESE	Credu chi l'Europa sia una cosa bona	... una cosa mala
GERMAN	Ich glaube, die EU ist etwas gutes	... etwas schlechtes
GREEK	Νομίζω ότι η Ευρωπαϊκή Ένωση είναι ένα καλό πράγμα	... κάτι κακό
GREENLANDIC	Ilmagaara, Europamiut peqatigiinnerat ajunngitsoq arlaat	... ajortoq arlaat
GUERNSEY NORMAN FRENCH	J'pense qué l'Uniaon Ūraopéaune est...	... aen Bounheur	... aen Malheur
IRISH	Creidim gur...	... rud maith é an tAontas Eorpach	... drochrud é an tAontas Eorpach
ITALIAN	Credo che l'Unione Europea sia una buona cosa	... una cosa negativa
LADIN	I crèii che l'UE sides...	... na cossa positiva	... na cossa negativa
LIGURIAN	Penso che l'Union Europea a segge...	... unna cōsa boña	... unna cosa gramma
LOMBARD	Mi pensi qe l'Union Europea la sies...	... una bella roba	... una roba grama
LORRAIN	J'pense que l'Union d'l'Urope, ç'ast...	... ène bonne chōse	... ène manre chōse
LORRAINE FRANCONIAN	Ich meenen, de Européisch Union és...	... en gutt Sach	... en schlecht Sach

LANGUAGE	IMAGE	GOOD	BAD
LOW SAXON (LOW GERMAN)	Ik glööv, de EU is wat goods	... wat slechts
LOWER SORBIAN	Myslim se, až EU jo něco dobrego	... něco špatnego
LUXEMBOURGISH	Ech mengen d'Europäesch Unioun ass eng gutt Saach	... eng schlecht Saach
MANX GAELIC	Ta mee credjal dy vel yn Unnaney's Europeeanagh ...?	... ny red mie	... ny red olk
MÒCHENO	I denk as de europeische Union ist...	... eppas guat	... eppas schlèchts
NEAPOLITAN	Penzo ca l'Unione Airopèa è:	... 'na bbona cosa	... 'na cosa malamenta
NORMAN FRENCH	Je pense que l'Unioun uropéienne est...	... de dequei de bouon	... de dequei de mâovais
NORTH FRISIAN	Ik liaw, at EU as wat guuds.	... wat rings.
OCCITAN	Creï que l'Union Europèa es una causa bona	... una causa dolenta
PICARD	J' pinse que l'Union uropéyine ch'est eine bonne affaire	... eine mauvaise affaire
PIEMONTESE	Mi i chërdo che l'Union Europea a sia...	... na ròba bon-a	... na ròba grama
POITEVIN-SAINTONGEAIS	I sunjhe que l'Uniun européyène ét ine boune afaere	... ine mouvaese afaere
PORTUGUESE	Penso que a União Europeia é uma coisa boa	... uma coisa má
RÉUNION CREOLE FRENCH	Daprè mwin, L'union Eropéin lé...	... in bon zafèr	... in mové zafèr
ROMAGNOL	A crid che l'Uniòun Europea la sia una bona cosa	... una cosa negativa
SARDINIAN	Creo chi s'Unione Europea siat una bona cosa	... una cosa negativa
SATERLAND FRISIAN	Iek leeuwe, ju Europäsike Union is een goude Seeke	... een läipe Seeke
SCOTS	Ah believe the European Union is...	... a guid thing	... a bad thing
SCOTTISH GAELIC	Tha mi a 'creidsinn gur e deagh rud a th' anns an Aonadh Eòrpach	... droch rud a th' anns an Aonadh Eòrpach
SICILIAN	Criju ca l'Unioni Europea è...	... na cosa bona	... na cosa tinta
SLOVENE	Verjamem, da je Evropska unija dobra stvar	... slaba stvar
SWEDISH	Jag tror att Europeiska unionen är en bra sak	... en dålig sak
TABARCHINO	Crèddu che l'Uniun europea a ségge 'na buña còsa	... 'na còsa negativa
ULSTER SCOTS	I believe the European Union is...	... a guid thing	... a bad thing
UPPER SORBIAN	Myslu sej, EU je něšto dobre	... něšto hubjene
VALENCIAN	Crec que la Unió Europea és...	... una cosa bona	... una cosa dolenta
VENETIAN	A credo che l'Union Europèa ta sipia...	... na bona roba	... na bruta roba
WALSER GERMAN (FORMAZZA)	Éch dechä das di Europeisch Union sigi...	... än göti Sach	... ä schlächti Sach

LANGUAGE	IMAGE	GOOD	BAD
WALSER GERMAN (ISSIME)	Ich déngnje das l'unione europea séggi as guts dinh	... as schwachs dinh
WELSH	Rwy'n credu bod yr Undeb Ewropeaidd yn beth da	... yn beth drwg

DATA - POSITIVE IMAGE OF THE EU

POSITIVE IMAGE OF THE EU	AVERAGE	2019	2020	2021	2022	2023
CEUTA	91,8%		90,2%	93,2%	83,9%	100,0%
MAYOTTE	90,0%				80,0%	100,0%
REGION DE MURCIA	90,0%		89,8%	91,7%	92,9%	85,4%
LA RIOJA	89,8%		90,9%	86,4%	84,1%	97,9%
EXTREMADURA	88,6%		88,9%	88,6%	92,4%	84,6%
COMUNIDAD VALENCIANA	87,6%		86,0%	91,7%	83,4%	89,3%
CASTILLA LA MANCHA	87,2%		89,1%	87,1%	88,0%	84,8%
MOLISE	87,1%			92,4%	87,4%	81,3%
TRENTINO-ALTO ADIGE	87,0%			87,7%	88,8%	84,3%
COMUNIDAD DE MADRID	86,8%		89,0%	87,4%	85,7%	85,0%
EMILIA-ROMAGNA	86,3%			87,8%	88,1%	83,0%
CASTILLA Y LEON	86,3%		85,2%	88,4%	83,4%	88,1%
CAMPANIA	86,1%			88,0%	89,1%	81,1%
ISLAS BALEARES	85,9%		85,1%	88,8%	86,5%	83,3%
ANDALUCIA	85,5%		88,3%	83,7%	85,2%	84,7%
ARAGON	85,4%		90,0%	84,1%	81,8%	85,5%
NIEDERSACHSEN	84,7%				83,1%	86,2%
CATALUNYA	84,5%		83,1%	86,4%	81,7%	87,0%
PUGLIA	84,3%			84,0%	84,4%	84,6%
LIGURIA	83,8%			86,3%	87,0%	78,2%
ISLAS CANARIAS	83,4%		86,6%	83,5%	83,1%	80,5%
LOMBARDIA	83,4%			87,6%	82,3%	80,2%
UMBRIA	83,4%			85,8%	82,1%	82,2%
NAVARRA	83,3%		84,1%	82,4%	82,5%	84,3%
GREENLAND	82,9%			80,6%	85,7%	82,4%
SCHLESWIG-HOLSTEIN	82,9%				80,0%	85,7%
ASTURIAS	82,8%		83,3%	81,8%	83,4%	82,5%
EUSKADI	82,8%		88,9%	81,6%	79,7%	80,8%
CANTABRIA	82,7%		82,3%	82,2%	81,9%	84,3%
MELILLA	82,6%		88,5%	66,7%	89,7%	85,7%
VENETO	82,3%			81,3%	83,0%	82,5%

POSITIVE IMAGE OF THE EU	AVERAGE	2019	2020	2021	2022	2023
LAZIO	82,2%			80,1%	82,7%	83,9%
BADEN-WÜRTTEMBERG	81,9%				85,1%	78,7%
FRIULI-VENEZIA GIULIA	81,3%			83,5%	81,0%	79,3%
GALICIA	80,5%		80,0%	83,4%	77,1%	81,3%
HAMBURG	80,4%				81,1%	79,7%
HESSEN	80,3%				80,2%	80,5%
ABRUZZO	80,3%			83,9%	83,6%	73,4%
PIEMONTE	80,0%			82,3%	84,2%	73,4%
ALAND	79,9%			79,3%	76,9%	83,4%
PAYS DE LA LOIRE	79,8%				77,2%	82,5%
BREMEN	79,4%				85,7%	73,1%
MARTINIQUE	79,2%				64,7%	93,8%
MARCHE	79,2%			80,6%	84,6%	72,4%
BASILICATA	79,2%			84,8%	80,2%	72,5%
SAARLAND	78,4%				80,7%	76,1%
BAYERN	77,7%				71,9%	83,5%
VAL D'AOSTA	77,7%			82,9%	79,2%	70,9%
SARDINIA	77,2%			80,6%	77,3%	73,7%
TOSCANA	77,0%			69,9%	82,9%	78,4%
NORDRHEIN-WESTPHALEN	76,9%				79,1%	74,8%
SCOTLAND	75,7%			69,5%	75,8%	81,8%
SACHSEN-ANHALT	75,4%				77,4%	73,5%
RHEINLAND-PFALZ	74,7%				68,5%	80,9%
NORMANDIE	73,3%				66,1%	80,6%
OCCITANIE	73,3%				74,5%	72,0%
WALES	73,3%			76,4%	73,5%	69,8%
CALABRIA	73,1%			82,7%	81,1%	55,4%
BRETAGNE	72,9%				72,2%	73,5%
GUERNSEY	72,0%			68,0%	75,0%	73,0%
CORNWALL	71,2%			74,4%	73,7%	65,4%
SICILIA	71,1%			72,6%	72,6%	68,1%
BERLIN	70,1%				68,3%	71,8%
GIBRALTAR	69,6%	69,0%	69,1%	73,4%	68,1%	68,7%
NOUVELLE-AQUITAINE	69,6%				77,6%	61,7%
AUVERGNE-RHÔNE-ALPES	69,4%				69,3%	69,6%
SAN MARINO	68,7%					68,7%
GUADELOUPE	68,3%				73,3%	63,3%
THÜRINGEN	68,3%				67,6%	69,0%

POSITIVE IMAGE OF THE EU	AVERAGE	2019	2020	2021	2022	2023
ÎLE-DE-FRANCE	68,2%				64,0%	72,4%
LIECHTENSTEIN	68,1%					68,1%
BOURGOGNE-FRANCHE-COMTÉ	68,0%				72,4%	63,5%
GUYANE	67,2%				76,1%	58,3%
LA RÉUNION	66,8%				74,1%	59,6%
ENGLAND	66,6%			60,7%	70,1%	69,0%
JERSEY	66,4%			66,7%	59,4%	73,3%
GRAND EST	66,2%				71,2%	61,3%
HAUTS-DE-FRANCE	65,7%				62,4%	69,1%
PROVENCE-ALPES-CÔTE D'AZUR	65,2%				65,7%	64,6%
BRANDENBURG	65,1%				58,8%	71,4%
FAROE ISLANDS	64,2%	62,2%	63,3%	69,3%	62,7%	63,5%
ANDORRA	64,1%					64,1%
MECKLENBURG-VORPOMMERN	63,3%				54,4%	72,2%
ISLE OF MAN	62,9%	64,3%	59,3%	60,6%	62,4%	68,0%
CENTRE-VAL DE LOIRE	61,7%				66,7%	56,8%
CORSE	61,4%				59,3%	63,6%
SACHSEN	60,8%				54,2%	67,3%
NORTHERN IRELAND	58,9%			62,3%	55,6%	64,4%
MONACO	53,8%					53,8%