

Merce, Emilian; Drăghici, Manea; Merce, Cristian Călin

Conference Paper

Economic-social stratification between extravagance and harmony

Provided in Cooperation with:

The Research Institute for Agriculture Economy and Rural Development (ICEADR), Bucharest

Suggested Citation: Merce, Emilian; Drăghici, Manea; Merce, Cristian Călin (2022) : Economic-social stratification between extravagance and harmony, In: Rodino, Steliana Dragomir, Vili (Ed.): Agrarian Economy and Rural Development - Trends and Challenges. International Symposium. 13th Edition, The Research Institute for Agricultural Economy and Rural Development (ICEADR), Bucharest, pp. 378-387

This Version is available at:

<https://hdl.handle.net/10419/301747>

Standard-Nutzungsbedingungen:

Die Dokumente auf EconStor dürfen zu eigenen wissenschaftlichen Zwecken und zum Privatgebrauch gespeichert und kopiert werden.

Sie dürfen die Dokumente nicht für öffentliche oder kommerzielle Zwecke vervielfältigen, öffentlich ausstellen, öffentlich zugänglich machen, vertreiben oder anderweitig nutzen.

Sofern die Verfasser die Dokumente unter Open-Content-Lizenzen (insbesondere CC-Lizenzen) zur Verfügung gestellt haben sollten, gelten abweichend von diesen Nutzungsbedingungen die in der dort genannten Lizenz gewährten Nutzungsrechte.

Terms of use:

Documents in EconStor may be saved and copied for your personal and scholarly purposes.

You are not to copy documents for public or commercial purposes, to exhibit the documents publicly, to make them publicly available on the internet, or to distribute or otherwise use the documents in public.

If the documents have been made available under an Open Content Licence (especially Creative Commons Licences), you may exercise further usage rights as specified in the indicated licence.

ECONOMIC-SOCIAL STRATIFICATION BETWEEN EXTRAVAGANCE AND HARMONY

EMILIAN MERCE¹, MANEA DRĂGHICI², CRISTIAN CĂLIN MERCE³

UNIVERSITY OF AGRONOMIC SCIENCES AND VETERINARY MEDICINE IN CLUJ-NAPOCA^{1,3}, UNIVERSITY OF AGRONOMIC SCIENCES AND VETERINARY MEDICINE IN BUCHAREST²

Corresponding author e-mail: meprof.as@gmail.com; dmprofesor@hotmail.com; merceccristian71@hotmail.com

Abstract: *The work highlights the fact that the ordering of individual values is supported by the act of Divine creation. The Star of David is the source of inspiration and action strategy for achieving an optimal structure of human society based on cooperation. The hexagon in the Star of David is an ancient symbol that points directly to high concepts and valences, with magical force and special energy charge. The powerful energy of this symbol – associated with perfection, peace, tranquility, fulfillment and eternity – generates a special state of well-being, a balance between the physical body and the spirit, a harmony between the outside and the inside. Deciphering the meaning of the Hexagon of Harmony represents the path to the pure consciousness of good. Recognizing the meaning of such a symbol, man becomes aware and discovers his role in the great universe and on earth. We worship, by relating to the Hexagon of harmony, the great and the small universe and become aware of the finite and infinite limits of our destiny. The Star of David symbol instills in us the strength and wisdom of the hexagon, being in sacred geometry one of the most powerful, fascinating and beneficial symbols. Both the rich and those who populate the base of the social pyramid can campaign for the elimination of excesses using the sources of the Hexagon of harmony as a source of shaping the spirit. This also taking into account the context of the abusive realities faced by the contemporary social system. "And what is chosen of the poor"? Foreign support can be helpful, but, like fortune falling from the sky, it can also harm. It can discourage effort and instill a crippling sense of incapacity. According to the African proverb, "The hand that receives is always below the hand that gives"(Havinden and Meredith,2013).*

Keywords: *Star of David, social pyramid, earnings pyramid, social harmony*

JEL Classification: Z13, J16, J28

INTRODUCTION

Hierarchies represent the externalization of the biological substrate, present throughout the universe of the living world. Consequently, hierarchies can be solutions for mobilizing biological energies in making leaps and bounds. The question with an objective substratum that concerns enlightened minds is: "why does economic stratification get wild accents?" (Merce E., Merce C. C., Mihaela Mihai, 2015). The natural answer for any connoisseur of human nature is the absence of education. Man himself, dominated only by the instincts with which the creator endowed him, is an animal dominated by slips to cultivate characteristics that undermine social harmony, such as: pride, greed, debauchery, waste, pride, zeal, anger, hula, confrontation, flattery, quarrel, murmur. Man can become a "SOCIAL MAN" only through education, a mission through which he can acquire constructive qualities, among which the most important are: temperance, altruism, modesty, tolerance, and patience.

Starting from this fundamental reality regarding the organization of the living world, the work is elaborated on the principles of universal harmony, which the Star of David consecrates. The Star of David is considered a symbol of divine protection, harmony, and peace.

Literally called the Shield of David or the 6-pointed Star, the shape of the star is an initiatory symbol of the macrocosm. Symbolism promotes the union of the forces of heaven with those of earth, under a great power of divine protection with beneficial effects on the design and organization of social and economic systems.

The six corners of the two overlapping triangles in the Star of David symbol correspond to the six days of creation. They also represent the six gifts offered to man by God: **love, power, wisdom, mercy, greatness and justice** (Genesis 1:26) and which by cutting and inserting the soul represent the way through which we can discover the Hexagon of social harmony.

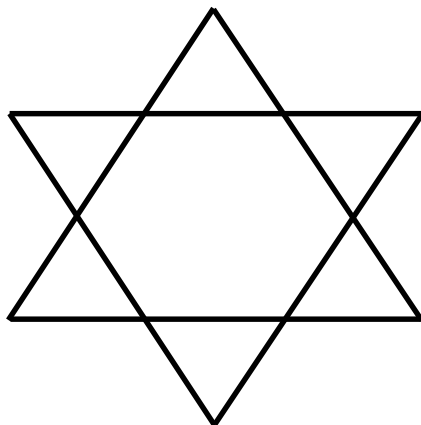


Fig. 1 - Star of David

Even the organization of the living world is dominated by its presence by the hexagon of universal harmony. Molecular structure, the relationship between molecules, respects this symbol! Nature, through countless examples such as honeycombs in beehives, by placing all the molecules in the chemical structure of matter convinces us of the energy carried. Through this sacred symbol, through the awareness of its power, it can guide us in the design of development strategies, based on behavioral harmony. Any initiative penetrated by the presence of the hexagon as a symbol of universal and social harmony can become an option with positive effects on all levels of our existence.

MATERIAL AND METHOD

Man is free to choose between the two classes of qualities, to choose between harmony and confrontation, between beneficial stratification and tension-generating stratification. The analysis of statistical data from the last centuries proves, unfortunately, that the human species is not fully capable of ensuring moderation and altruism in significant proportions. As a consequence, at one pole of society, an increasing number of people have an increasing wealth, and at the other pole an increasing number of people become more and more needy. Worryingly, as the world's population becomes increasingly interdependent, with increasingly sophisticated technological and computer tools, monopolized and used by a minority, polarization is gaining alarming accents. *"In 1820, the average standard of living in the richest country in the world, then the Netherlands, was about three and a half times higher than in the poorest countries in Africa and Asia. But in 1910 the distance between the richest and the poorest increased to more than 800%.* (Angus Maddison, 2003).

To mitigate such excesses, man has received throughout his existence, through intuition, several symbols. The Star of David is a form of association of balanced solutions for the development of a harmonious society. A source of inspiration in this regard is that of the Jewish people. In order

to reveal the levers of action in order to design a breathable society, the Star of David was built on the basis of the two triangles encountered within the contemporary social system, triangles susceptible to socio-economic improvements. It is about the triangle of social hierarchy (figure 2) and about the triangle of social gains (figure 3),(Stegăroiu C. Dan,2018).

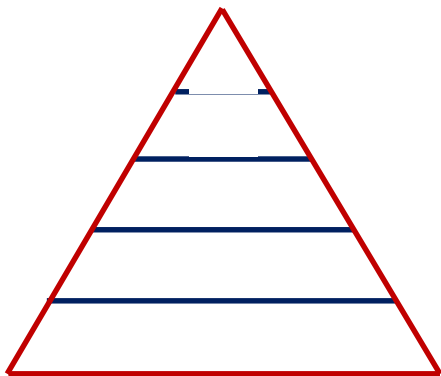


Fig. 2 - The triangle of social hierarchy

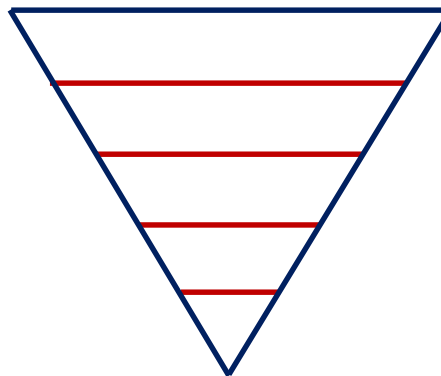


Fig. 3 - Earnings triangle

RESULTS AND DISCUSSION

The juxtaposition of the two triangles in the shape of the Star of David highlights the major trends of the contemporary social system, as can be seen from the legend of triangles that exceed the hexagon as a symbol of harmony.

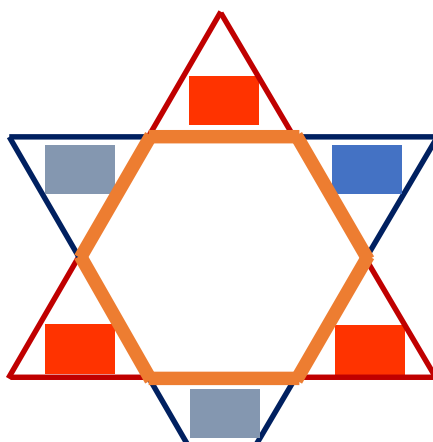


Fig. 4 - The legend of triangles that exceed the hexagon

- | | |
|---|--|
| <ul style="list-style-type: none"> 1. Excess power 2. Excessive subordination 3. Excessive subordination | <ul style="list-style-type: none"> 4. Excessive poverty 5. Excess wealth |
|---|--|

"Of course, people favored by globalized capitalism want it to be perpetuated. However, the course of history, including in the current era, is not done according to these desires, but according to the requirements of economic and social progress at each stage. Or, in the current era, a huge mass of negative effects generated by globalized capitalism is already accumulated, which affects the majority of humanity. As a result, the objective need to move from globalized capitalism to a new

economic and social system is obvious. "Our current system," said American economist David C. Korten, "is destined for social and ecological collapse. That is why there is an imperative need to conceive a new system ", a humanist economic-social system"(Adumitrăcesei I. D., 2017).

In such a context, "We Romanians did not know that Darwinism is the essence of capitalism, regardless of the ideological nuances in which everything is reduced to" which on which "and where only the interest in power and money prevails" (Blidaru Ioan, 2018).

The sacred geometry of the Star of David resulting from the overlapping of the triangle of social hierarchy with the triangle of income reveals the most common form in the universe: the hexagon as a symbol of harmony in the elaboration of strategies for humanizing human society.



Fig. 5 – The hexagon of social harmony

The reality of the wild polarization of the population according to the size of GDP per capita demonstrates, without denying power, that the contemporary social system will have to be reset by the harmonious combination of private initiatives with income balancing measures. The statistics of income polarization by groups of countries according to the conventional amount approximately equal for each group, are presented in table 1.

Table 1 Excessive polarization of the world

Groups of countries	Număr de țări	GDP/grup	Media GDP/capita
Very large	4	325511.3	81377.8
Large	5	295246.6	59049.3
Large means	7	336607.7	48086.8
Medium sized	8	325633.7	40704.2
Small means	10	318670.8	31867.1
Small	16	316395.5	19774.7
Very small	29	323957.4	11170.9
Very, very small	116	318012.3	2741.5

Source: processed data, see ANNEX I

The hexagon of social harmony is a source of inspiration and the elaboration of strategies to avoid excesses in social coexistence within nations, but especially between the countries of the world.

By eliminating the six angles of the Star of David, the hexagon of social harmony is highlighted, implicitly resulting in concrete strategies to be followed for the elimination of excesses in the design of social economic systems, as follows:

1. Excess of power under control by collective leadership;

2. Excess social polarization under control by expanding the middle class;
3. Excess social polarization under control by expanding the middle class;
4. Excessive poverty under control by social regulations;
5. Excess wealth under control through progressive taxation;
6. Excess wealth under control through progressive taxation.

CONCLUSIONS

1. Since the 1990s, the world has evolved, regardless of system, under the impact of unprecedented technological progress. Given that the information has become more and more fluid, among the beneficiaries are the less developed countries, but without the power to become significant competitors of rich industrial countries;

2. There was an obvious reality, but overlooked for centuries, according to which the peoples of the world live in two classes of countries: dominant (about 20%) and dominated. The well-known aphorism, according to which "**La raison de plus fort est toujours la meilleure**", enlightens us that the rich industrialized countries will continue to dominate the field of information and will reap its fruits;

3. Certainly, the circulation of information is done under the command of polarizers that belong to the same great powers of the world. In this way, through much more refined methods, the benefits of progress preserve the world hierarchies, the little ones remaining vitally dependent on the strategies of the great crystallized centers of power worldwide. The statistical data on the size of GDP per capita within the eight groups of countries analyzed are evidence of this. Four of the first countries in the world, which achieved an average Gross Domestic Product of \$ 81377.8 / capita, have world values equivalent to those specific to a number of 116 countries at the base of the world pyramid;

4. Reducing such excesses is possible only by establishing educational standards designed to instill in human behavior harmonious qualities such as: temperance, altruism, modesty, tolerance, patience, love of truth, the power to combat passion, wisdom, empathy, prestige in the service truth;

5. The reference point for the crystallization of such positive features of nature is the Hexagon of harmony inserted in the Star of David. The hexagon of harmony is an ancient symbol that refers directly to high concepts and valences, with magical force and special energetic charge. The strong energy of this symbol - associated with perfection, peace, tranquility, fulfillment and eternity - generates a special state of well-being, a balance between physical body and spirit, a harmony between exterior and interior;

6. Deciphering the meaning of the Hexagon of harmony is the path to pure consciousness of good. Recognizing the significance of such a symbol, man becomes aware and discovers his role in the great universe and earth. We worship by relating to the Hexagon of harmony, the great and small universe, heaven and earth, and become aware of the finite and infinite limits of our destiny. The symbol of the Star of David centers in us the strength and wisdom of the hexagon, in sacred geometry, he being one of the strongest and most fascinating symbols of the educated man;

7. The decipherment of the organization of the living world confirms the presence and importance of the Hexagon as a patent of Divine Creation. Cellular memory structurally includes the hexagon symbol. Molecular structure, the relationship between molecules, respects this symbol! Nature offers us convincing examples of the presence of the Hexagon as a structural element of life.

Honeycombs in beehives are a reason and starting point in strengthening the belief about the importance of the hexagon and for those less initiated in deciphering the secrets of life.

REFERENCES

1. Adumitrăcesei I. D.(2017), Perspectiva realizării unui sistem economico-social umanist, flacăra lui Adrian Păunescu, 28 aprilie – 4 mai 2017.
2. Angus Maddison, (2003), GDP per capita in 1990 International Geary-Khamis Dollars, The World Economy: Historical Statistics, OECD Publishing, Paris (Citat de Sylvia NASAR, în Geniul Economic, Editura ALL, 2013, p. 172).
3. Blidaru Ioan, 2018, Veriga lipsă. Flacăra lui Adrian Păunescu, 22-28 iunie 2018.
4. Havinden și Meredith,(2013), Colonialism and Development, p. 278. Citat de Landes S. David: Avuția și sărăcia națiunilor, Editura Polirom, București, p. 438
5. Merce E., C. C. Merce, Mihaela Mihai (2015) - Stratificarea economică, remediul și decăderea omenirii; Vol. Agrarian Economy and Rural Development - Realities and Perspectives for Romania"; ASAS;
6. Stegăroiu C. Dan, (2018), Arhitectura socială, Editura MEGA, Cluj-Napoca, p.57

ANNEX I¹

GDP – total pe grup și per capita	
Country	GDP \$
GRUP FOARTE MARI	325509.0
Luxembourg	100738.0
Switzerland	79887.0
Macao SAR. China	74017.0
Norway	70867.0

Country	GDP \$
GRUP MARI	295244.0
Ireland	64175.0
Iceland	60529.0
Qatar	59324.0
United States	57638.0
Denmark	53578.0

Country	GDP \$
GRUP MIJLOCII MARI	336604.0
Singapore	52962.0
Sweden	51844.0
Australia	49755.0
San Marino	47908.0
Netherlands	45637.0
Austria	44757.0
Hong Kong SAR. China	43741.0

Country	GDP \$
GRUP MIJLOCII	325631.0
Finland	43433.0
Canada	42348.0
Germany	42161.0
Belgium	41271.0
United Kingdom	40412.0
New Zealand	39412.0
Japan	38972.0
United Arab Emirates	37622.0

¹ GDP per capita (current US\$). World Bank national accounts data, and OECD National, 2016.

Country	GDP \$
GRUP MIJLOCII MICI	318667.0
Israel	37180.0
Andorra	36988.0
France	36857.0
Guam	35562.0
Puerto Rico	30790.0
Italy	30669.0
Bahamas. The	28785.0
Korea. Rep.	27538.0
Kuwait	27359.0
Brunei Darussalam	26939.0

Country	GDP \$
GRUP MICI	316395.5
Spain	26616.5
Malta	25145.4
Cyprus	23541.5
Bahrain	22579.1
Northern Mariana Islands	22572.4
Slovenia	21650.2
Saudi Arabia	20028.6
Portugal	19871.7
Czech Republic	18483.7
Greece	17890.6
Estonia	17736.8
St. Kitts and Nevis	16596.8
Slovak Republic	16529.5
Trinidad and Tobago	16040.5
Barbados	15891.6
Uruguay	15220.6

Country	GDP \$
GRUP FOARTE MICI	323957.4
Seychelles	15075.7
Oman	14982.4
Lithuania	14912.7
Antigua and Barbuda	14462.2
Palau	14428.1
Latvia	14071.0
Chile	13792.9
Panama	13680.2
Hungary	12820.1
Argentina	12440.3
Poland	12414.1
Croatia	12149.2
American Samoa	11834.7
Costa Rica	11824.6
Turkey	10862.6
Maldives	9875.3
Grenada	9841.8
Mauritius	9630.9
Romania	9522.8
Malaysia	9508.2
St. Lucia	9364.8
Russian Federation	8748.4
Equatorial Guinea	8747.4
Brazil	8649.9
Lebanon	8257.3

Mexico	8208.6
China	8123.2
Dominica	7906.7
Nauru	7821.3

GDP – total pe grup și per capita	
Country	GDP \$
GRUP FOARTE, FOARTE MICI	318012.3
Kazakhstan	7714.7
Bulgaria	7469.0
Gabon	7179.3
Montenegro	7028.9
St. Vincent and the Grenadines	7006.6
Botswana	6924.1
Dominican Republic	6722.2
Turkmenistan	6389.3
Peru	6049.2
Ecuador	6018.5
Thailand	5910.6
Suriname	5871.4
Colombia	5805.6
Serbia	5426.2
South Africa	5274.5
Fiji	5233.5
Macedonia. FYR	5237.1
Iran. Islamic Rep.	5219.1
Belarus	4989.4
Jamaica	4878.6
Bosnia and Herzegovina	4808.4
Belize	4744.7
Iraq	4609.6
Guyana	4529.1
Namibia	4415.0
El Salvador	4223.6
Guatemala	4146.7
Albania	4125.0
Jordan	4087.9
Paraguay	4077.7
Samoa	4030.0
Algeria	3916.9
Azerbaijan	3878.7
Georgia	3865.8
Sri Lanka	3835.4
Tonga	3748.6
Mongolia	3694.1
Tunisia	3688.6
Marshall Islands	3665.2
Kosovo	3661.4
Armenia	3614.7
Indonesia	3570.3
Egypt. Arab Rep.	3477.9
Angola	3308.7
Micronesia. Fed. Sts.	3143.7
Bolivia	3105.0
Tuvalu	3083.6
Cabo Verde	2997.8
Philippines	2951.1
West Bank and Gaza	2943.4
Morocco	2892.8

GDP – total pe grup și per capita	
Country	GDP \$
Vanuatu	2860.6
Bhutan	2773.5
Swaziland	2770.2
Papua New Guinea	2500.1
Sudan	2415.0
Honduras	2361.2
Lao PDR	2338.7
Ukraine	2185.7
Nigeria	2175.7
Vietnam	2170.6
Nicaragua	2151.4
Uzbekistan	2110.7
Solomon Islands	2005.5
Bermuda	1902.4
Moldova	1900.2
Sao Tome and Principe	1714.7
India	1709.6
Kiribati	1587.1
Cote d'Ivoire	1535.0
Congo. Rep.	1528.2
Ghana	1513.5
Kenya	1455.4
Pakistan	1443.6
Timor-Leste	1405.4
Cameroon	1374.5
Bangladesh	1358.8
Cambodia	1269.9
Zambia	1269.6
Myanmar	1195.5
Mauritania	1101.9
Kyrgyz Republic	1077.6
Venezuela. RB	1072.4
Lesotho	1039.7
Zimbabwe	1029.1
Yemen. Rep.	990.3
Senegal	952.8
Tanzania	877.5
Tajikistan	795.8
Benin	789.4
Mali Mali	779.9
Comoros	775.2
Virgin Islands (U.S.)	744.6
Haiti	739.6
Nepal	729.1
Ethiopia	706.8
Rwanda	702.8
Chad	664.3
Guinea	661.5
Guinea-Bissau	641.6
Burkina Faso	627.1
Uganda	580.4
Togo	578.5
Afghanistan	561.8
Sierra Leone	505.2
Gambia. The	473.2
Liberia	455.4
Congo. Dem. Rep.	449.4

GDP – total pe grup și per capita	
Country	GDP \$
Somalia	434.2
Madagascar	401.7
Central African Republic	382.2
Mozambique	382.1
Niger	364.2
Malawi	300.3
Burundi	285.7
Syrian Arab Republic	187.5