

Strulik, Holger

Working Paper

Optimal aging with uncertain death

cege Discussion Papers, No. 160

Provided in Cooperation with:

Georg August University of Göttingen, cege - Center for European, Governance and Economic Development Research

Suggested Citation: Strulik, Holger (2013) : Optimal aging with uncertain death, cege Discussion Papers, No. 160, University of Göttingen, Center for European, Governance and Economic Development Research (cege), Göttingen

This Version is available at:

<https://hdl.handle.net/10419/75298>

Standard-Nutzungsbedingungen:

Die Dokumente auf EconStor dürfen zu eigenen wissenschaftlichen Zwecken und zum Privatgebrauch gespeichert und kopiert werden.

Sie dürfen die Dokumente nicht für öffentliche oder kommerzielle Zwecke vervielfältigen, öffentlich ausstellen, öffentlich zugänglich machen, vertreiben oder anderweitig nutzen.

Sofern die Verfasser die Dokumente unter Open-Content-Lizenzen (insbesondere CC-Lizenzen) zur Verfügung gestellt haben sollten, gelten abweichend von diesen Nutzungsbedingungen die in der dort genannten Lizenz gewährten Nutzungsrechte.

Terms of use:

Documents in EconStor may be saved and copied for your personal and scholarly purposes.

You are not to copy documents for public or commercial purposes, to exhibit the documents publicly, to make them publicly available on the internet, or to distribute or otherwise use the documents in public.

If the documents have been made available under an Open Content Licence (especially Creative Commons Licences), you may exercise further usage rights as specified in the indicated licence.

**OPTIMAL AGING WITH UNCERTAIN
DEATH**

Holger Strulik

GEORG-AUGUST-UNIVERSITÄT GÖTTINGEN

Optimal Aging with Uncertain Death*

Holger Strulik[†]

First Version: December 2011. This Version: June 2013.

Abstract. This paper extends the theory of optimal aging and death (Dalgaard and Strulik, 2010, 2013) towards uncertain death. Specifically, it is assumed that at any age the probability to survive depends on the number of health deficits accumulated. At the expense of less analytical tractability the model provides a formal description of aging as conceptualized in modern biology, i.e. as an inherently stochastic process according to which the timing of death of a person is not determined by his or her age but by the number of accumulated health deficits. The stochastic model basically confirms the earlier deterministic model with respect to its predictions on the association between income and life-expectancy across countries.

Keywords: Aging, Longevity, Health, Savings, Preston Curve.

JEL: D91, J17, J26, I12.

*I would like to thank Carl-Johan Dalgaard, Arnold Mitnitski, and Eytan Sheshinski for helpful comments. This research was funded by the European Commission within the project “Long-Run Economic Perspectives of an Aging Society” (LEPAS) in the Seventh Framework Programme under the Socio-economic Sciences and Humanities theme (Grant Agreement: SSH7-CT-2009-217275)

[†] University of Goettingen, Department of Economics, Platz der Goettinger Sieben 3, 37073 Goettingen, Germany; email: holger.strulik@wiwi.uni-goettingen.de.

1. INTRODUCTION

Dalgaard and Strulik (2010, 2013) have proposed a novel theory of aging and death, which is deeply founded in recent insights from gerontology (Arking, 2006, Gavrilov and Gavrilova, 1991, Mitnitski and Rockwood, 2002). This allowed for a reasonable and robust calibration of the model with economic and health data. Using a calibration for a representative US citizen, Dalgaard and Strulik have shown by way of out-of-sample prediction that the theory accounts for about 60 to 80 percent of the Preston curve (the world-wide association between income and life-expectancy) with a causality running from income to health. Simultaneously the theory preserves the insight from Preston (1975) that most of the historical gains in longevity were achieved by shifts of the curve due to medical technological progress.

The model of Dalgaard and Strulik has assumed that death is a certain event, occurring when sufficiently many health deficits have been accumulated and the human body is too frail to support any longer life. This simplification has allowed Dalgard and Strulik to derive many expressions analytically, a fact that has lead to a rigorous understanding of the biological and behavioral mechanisms at work when the human body ages. But, understandably, it has also opened the door for criticism. In real life the time of death is uncertain and this fact may affect human behavior. The present paper gets rid of this criticism by showing that taking uncertain death into account modifies the original results only marginally. Following the literature we assume a market for annuities such that precautionary saving for unexpected longevity is not an issue (Sheshinski, 2008). But uncertain death introduces a motive for precautionary investment in health when individuals anticipate that these investments reduce the probability to die at a certain time. The present paper shows that this mechanism has little power in modifying the Preston curve at low income levels and virtually none at high income levels.

In order to be brief I refer to Dalgaard and Strulik (2013) for an introduction to the problem of health investment and biological aging as well as a discussion of the related literature.

2. THE MODEL

2.1. The optimization problem. Consider an adult maximizing utility from consumption $c(t)$ over his or her life. The initial age is for convenience normalized to zero. Let $\rho \geq 0$ denote the rate of pure time preference and $S(t)$ the probability to survive beyond age t . Facing uncertain death, rational individuals calculate the expected utility from life-time consumption by

multiplying the instantaneous utility experienced at age t with the probability to survive beyond age t (Kamien and Schwartz, 1991, Ch. 9). The present value of expected utility experienced over the life cycle is thus given by

$$\int_0^T S(t)e^{-\rho t}u(c(t)) dt, \quad (1)$$

with instantaneous utility $u(c) = (c^{1-\sigma} - 1)/(1 - \sigma)$ for $\sigma \neq 1$ and $u(c) = \log(c)$ for $\sigma = 1$.

As Dalggaard and Strulik we assume that the individual receives a fixed income stream w through life (see Strulik, 2011, for an extension towards education, retirement, and life cycle wages). Income can be spent on consumption goods c or on health goods h . The relative price of health goods is p . Besides spending income on final goods, the individual may invest in capital k and receive a net interest rate r . The individual takes all prices as given and – in order to keep the problem tractable – there exists no other uncertainty except the time of death. The law of motion for individual wealth is thus given by (2).

$$\dot{k}(t) = w + (r + m)k(t) - c(t) - ph(t). \quad (2)$$

Here we have assumed perfect annuities such that the interest rate is the sum of the rate of return on capital plus the instantaneous mortality rate $m = -\dot{S}/S$. Given the annuity market, individuals inherit no wealth, $k(0) = 0$, and leave no bequest, $k(T) = 0$. Capital left over at death is distributed among the survivors by the annuity supplier. We thus implicitly assume that the individual is surrounded by sufficiently many other individuals of the same age.

As in the basic model health deficits evolve according to (3).

$$\dot{D}(t) = \mu(D(t) - a - Ah(t)^\gamma), \quad (3)$$

in which μ denotes the force of aging (the rate of “natural” bodily decay), a controls for environmental influences, A specifies general efficiency of the medical technology, $h(t)$ is health expenditure at age t , and $\gamma < 1$ is the health elasticity of health spending.

As an extension to the basic model we now allow death to hit the individual randomly, depending on the health status. Specifically, we assume that the probability to survive beyond age t , $S(t)$, is a simple negative function of the number of accumulated deficits (the frailty index number) at age t :

$$S(t) = \phi \left[1 - e^{\frac{D-\bar{D}}{\alpha}} \right]. \quad (4)$$

The parameter α controls how rectangular the survival curve is. With increasing α survival becomes more and more rectangular and for $\alpha \rightarrow 0$ the model converges to the model of Dalgaard and Strulik, in which all individuals die at the moment when \bar{D} health deficits have been accumulated. Here, most individuals die earlier, with less than the upper limit of possible health deficits. This means, intuitively, that the severity of deficits is stochastic. Most individuals begin with accumulating mild health deficits (poor vision) first before they acquire severe deficits (cancer) at a later age. But some individuals get the severe deficits first and die prematurely. In this sense the endogenous upper bound T is the maximum life-span that the individual wants to achieve. The parameter ϕ controls the probability to die without any health deficit (for example by traffic accident).

The problem is to maximize (1) subject to (2)–(4), the initial conditions $D(0) = D_0$, $k(0) = 0$, and the terminal conditions $D(T) = \bar{D}$ and $k(T) = 0$. That is, at the maximum life-span individuals spend the last dollar before they expire without leaving any wealth to the life insurer (supplier of annuities). The problem can be solved by employing optimal control theory; the state variables are $k(t)$ and $D(t)$ and the control variables are consumption $c(t)$ and health investments $h(t)$. The individual takes the impact of health deficits on survival into account but, in line with the literature, we assume that the annuity is a price uncontrollable by the individual like all other prices. This assumption is not essential but simplifies the problem and provides a solution for the consumption path that is in line with the conventional literature on stochastic survival. Following Strulik (2011) the model can be easily extended to take health deficits in utility into account but for the ease of exposition we treat health deficits purely functional. Individuals don't like them because they reduce the probability to survive and thus longevity.

2.2. Optimal Aging. The associated Hamiltonian is

$$H = Se^{-\rho t} \frac{c^{1-\sigma} - 1}{1-\sigma} + \lambda_k [w + (r+m)k - c - ph] + \lambda_D \mu [D - aAh^\gamma].$$

The first order conditions are

$$\frac{\partial H}{\partial c} = Se^{-\rho t} c^{-\sigma} - \lambda_k = 0 \tag{5}$$

$$\frac{\partial H}{\partial h} = -\lambda_k p - \lambda_D \mu \gamma Ah^{\gamma-1} = 0 \tag{6}$$

$$\frac{\partial H}{\partial k} = \lambda_k(r + m) = -\dot{\lambda}_k \quad (7)$$

$$\frac{\partial H}{\partial D} = \frac{\partial S}{\partial D} e^{-\rho t} \frac{c^{1-\sigma} - 1}{1 - \sigma} + \lambda_D \mu = -\dot{\lambda}_D. \quad (8)$$

From log-differentiating (5) with respect to age and (7) we obtain the Euler equation for consumption:

$$g_c \equiv \frac{\dot{c}}{c} = \frac{r - \rho}{\sigma}. \quad (9)$$

As in the conventional literature, the presence of perfect annuities implies that the Euler equation with uncertain death is the same as under certainty. The reason is that $m = -\dot{S}/S$, implying that the interest rate and the effective discount factor are risen by the same rate ($r + m$ and $\rho + m$) and thus the death rate cancels out.

From log-differentiating (6) with respect to age we obtain

$$\frac{\dot{\lambda}_k}{\lambda_k} = \frac{\dot{\lambda}_D}{\lambda_D} + (\gamma - 1) \frac{\dot{h}}{h}. \quad (10)$$

And from inserting (5) and (6) into (8) we get

$$-\frac{\dot{\lambda}_D}{\lambda_D} = \mu + \mu \frac{A\gamma h^{\gamma-1}}{p} \cdot \frac{c - c^\sigma}{1 - \sigma} \cdot \frac{\partial S / \partial D}{S}. \quad (11)$$

Inserting (7) and (11) into (10) we arrive at the ‘‘Health Euler’’ equation:

$$g_h \equiv \frac{\dot{h}}{h} = \frac{1}{1 - \gamma} \left\{ r + m - \mu + \mu^2 \frac{A}{p} \gamma h^{\gamma-1} \frac{c - c^\sigma}{1 - \sigma} \frac{e^{\frac{D-\bar{D}}{\alpha}}}{\alpha \left[1 - e^{\frac{D-\bar{D}}{\alpha}} \right]} \right\} \quad (12)$$

Compared to Dalgaard and Strulik (2010, 2013) the Health Euler is modified by two terms, the annuity term m and a correction term of second order (μ^2). For certain survival up to \bar{D} health deficits we have $m = 0$ and $\partial S / \partial D = 0$ and the model collapses to the basic model. This means that the difference between the stochastic and the basic model vanishes as the survival function becomes more rectangular.

It is also interesting to observe that both terms originating from stochastic death increase the growth rate of health spending g_h . For any given initial conditions there is more precautionary investment in health.

At terminal time T we have $D(T) = \bar{D}$ and the associated Hamiltonian assumes the value of zero indicating that – taken the costs into account – it is not worth to live any longer. Inserting

the costate variables from (5) and (6) into the Hamiltonian and noting that $S(\bar{D}) = 0$ shows that the condition that $H = 0$ is automatically fulfilled at the terminal state.

3. CALIBRATION

Identification of the optimal life cycle trajectories is somewhat harder than for the basic model. The reason is the complicated expression for optimal health expenditure (12), which prevents that the time paths for $h(t)$ and $D(t)$ can be obtained analytically as it was the case in Dalgaard and Strulik (2013).

We thus approximate the solution in the following way. We begin with obtaining the optimal T under certainty. This value serves as a first estimate of optimal life-span. We then start at the terminal state and integrate the four dimensional system (2), (3), (9), and (12) backwards using the method of Brunner and Strulik (2000). Since the trajectories representing the optimal solution of the stochastic problem originated from the endpoint of the deterministic solution they do not arrive after T years at the given initial conditions $D(0)$ and $k(0)$ in the first try. We thus iteratively adjust the estimate of terminal point $c(T), h(T)$ until they do.

Figure 1 shows the solution for a “benchmark run” for which we kept as many parameters from the deterministic model as possible. In particular we kept the values for a , A , ρ and μ . Naturally, the value of \bar{D} has to be adjusted because it no longer signifies the number of health deficits with which all individuals die but the health deficits that the longest living individuals in the population accumulate. In other words, the former \bar{D} value of 0.1 from the calibration of the deterministic model is now the frailty index at which 20 year old individuals *expect* to die. The new upper bound \bar{D} is higher.

We estimate \bar{D} together with the parameters α and ϕ from the survivorship function $S(t)$ such that the implied survival rates approximate the real distribution of survival in the US. The notion hereby is that what appears from the individual viewpoint as the probability to actually survive up to age t is, from the aggregate viewpoint, the population share of male 20 year old individuals who survive to age t . We calculate this value from the Gompertz Makeham estimate for US males in Strulik and Vollmer (2013). This provides the estimates $\bar{D} = 0.14$, $\alpha = 0.05$, and $\phi = 1.065$. The resulting trajectory and the data (stars) is shown in the lower left panel of Figure 1. We see that the US survivorship function is still quite far away from being rectangular and that the calibrated model approximates the actual survival rate by age in the US quite well.

For an interpretation it is important to note that the model does not deliver survivorship as a function of age (as other economic models of probabilistic survival, see e.g. Heijdra and Romp, 2008). Instead survival is an endogenous function of the health state of the individual, i.e. the number of the accumulated health deficits. This notion is in line with the modern biological theory of aging (see e.g. Arking, 2006, Gavrilov and Gavrilova, 1992): while the process of dying is inherently stochastic, the expected time of death of an individual is not determined by his *age* but by his *health status*, that is by the number of accumulated health deficits.

In order to approximate the real evolution of health deficits (according to Mitnitski and Rockwood, 2002) two more parameters of Dalgaard and Strulik (2013) have to be (mildly) adjusted. The interest rate r is reduced from 6 to 5.95 percent and the curvature parameter σ is raised from 1 (log utility) to 1.1. While the predicted trajectory for health deficits (upper left panel) approximates the data quite well, the predicted trajectory for the share of health expenditure ϵ_h (lower right panel) could still be improved. Compared to the original model, however, the health expenditure share at high ages is better approximated. The reason is that, given the annuity market, the (relatively few) individuals who actually reach a high age have the funds to spend a lot on health.¹

An interesting observation is the flattening wealth curve at high ages. The reason is that most people are dead at age 90 and above. This allows the annuity supplier to pay a very high annuity premium to the survivors. The high interest rates in turn mean that long-living individuals can finance a lot of health operations with relatively little wealth.

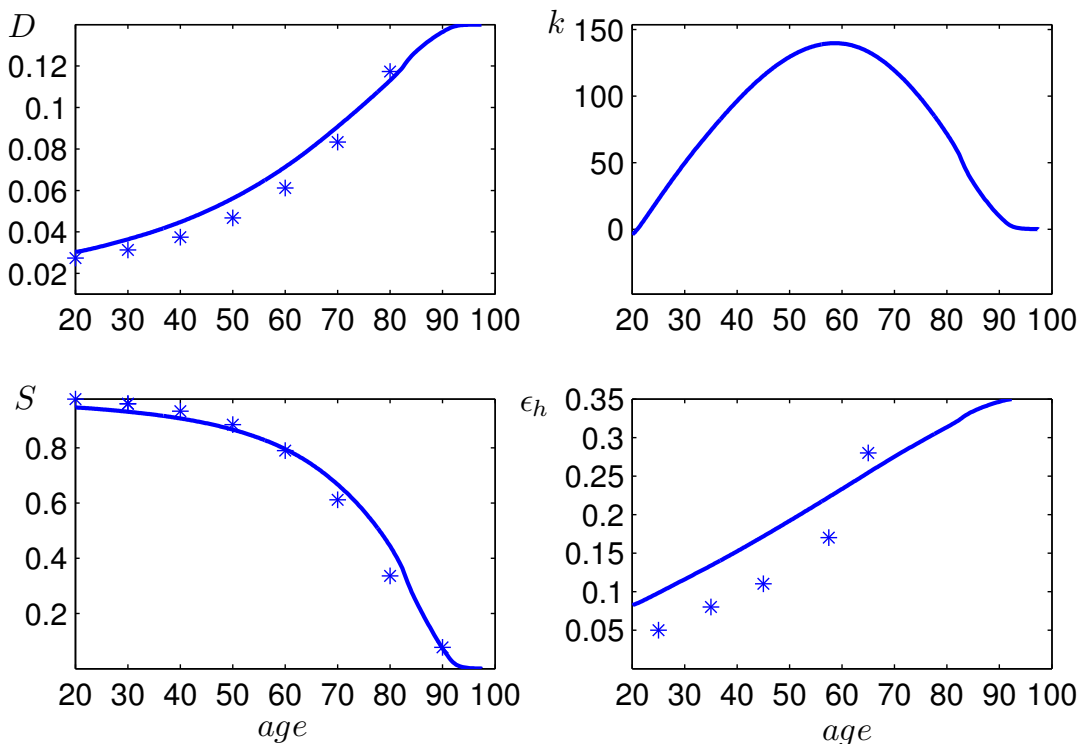
As in Dalgaard and Strulik (2013) the average male US citizen at age 20 expects to expire at age 75 with a frailty index of 0.1. Actually, however, many people pass away earlier and many live substantially longer. Thanks to the early expiry of their contemporaries the long-living ones have the funds to finance health repair, a fact, which allows them to live even longer. Comparing costs and benefits, however, almost everybody prefers to die before the frailty index reaches $\bar{D} = 0.14$, which is, according to the calibration at an age of 102 years.

4. THE PRESTON CURVE

We next investigate how uncertain death modifies the main result of Dalgaard and Strulik, the theoretical foundation of the Preston curve. For that purpose, the dashed green line in Figure

¹The frailty data is taken from Mitnitski and Rockwood, 2002 and the data on health spending by age is inferred from Mazzocco, M. and Személy (2010), see Dalgaard and Strulik (2010) for details.

FIGURE 1: OPTIMAL AGING AND DEATH: STOCHASTIC VERSION

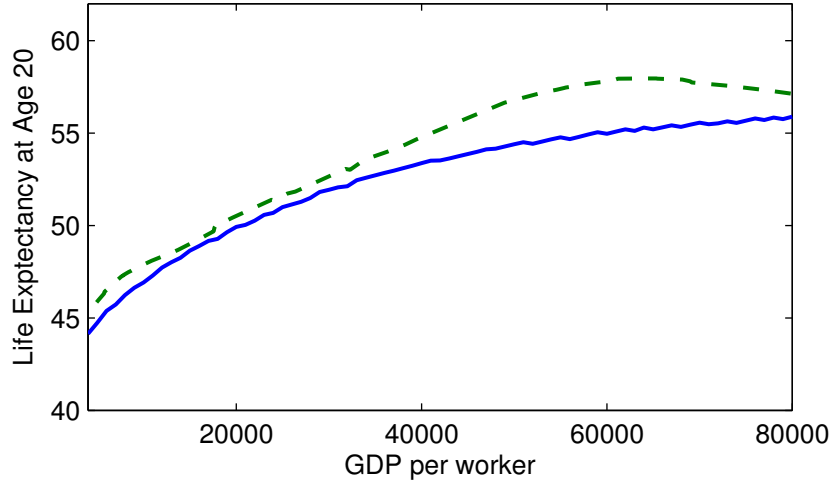


Parameters: $a = 0.013$, $A = 0.0015$, $\mu = 0.043$, $\rho = 0.06$, $r = 0.0595$, $\sigma = 1.1$, $D_0 = 0.0274$, $\bar{D} = 0.14$, $p = 1$, $\alpha = 0.05$, $\phi = 1.065$. stars: data, see main text for details.

2 re-iterates the Preston curve for life-expectancy at age 20 estimated by Dalgaard and Strulik (2013) for 65 countries. Next we feed the income levels (PPP GDP per worker in 2000) for the 65 countries through the model, keeping the parameters we calibrated to US data fixed, and compute – by numerical integration of the associated path of $S(t)$ – the implied life-expectancy at age 20. The result is shown by the solid blue line in Figure 2. At high and intermediate income levels there is basically no difference discernable between the prediction from the stochastic and the deterministic model. To better corroborate this claim, Figure 3 reiterates the original, deterministic estimate.

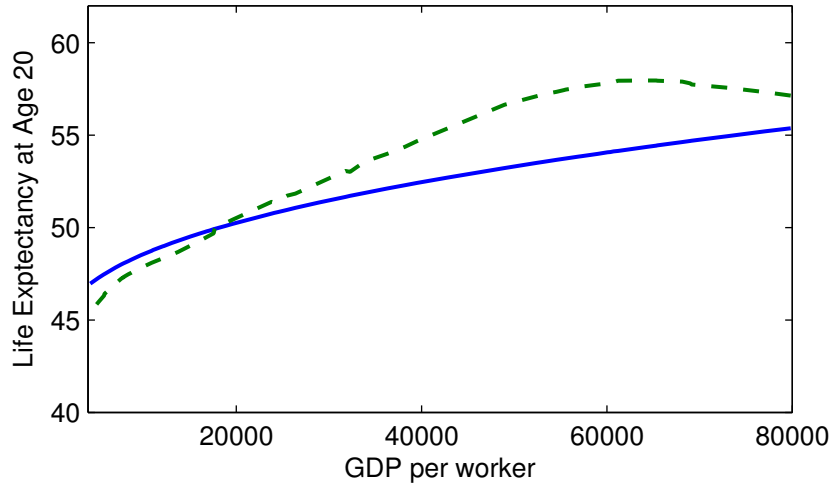
At low income levels the stochastic version predicts more curvature of the Preston curve and approximates the data a bit better. Below an annual income level of \$ 20000 the originally predicted Preston curve is “too flat” while the stochastic version is somewhat “too steep”, indicating that (the absence of) precautionary health investments plays a role at low income levels. At low income levels (when marginal utility experienced from “period” consumption is high) individuals are more willing to take the risk of an early death and invest too little in health in favor of more current consumption. At high income levels (when marginal utility from

FIGURE 2: PRESTON CURVE: ESTIMATE VS. PREDICTION FROM STOCHASTIC MODEL



The figure compares the empirically estimated Preston curve (dotted) for the year 2000 to the Preston curve predicted by the model of optimal aging and uncertain death (solid).

FIGURE 3: PRESTON CURVE: ESTIMATE VS. PREDICTION FROM DETERMINISTIC MODEL



The figure is taken from Dalgaard and Strulik (2010).

period consumption is low) and most further gains in life-time utility originate from experiencing consumption for “another period”, the precautionary motive seems to play no role anymore.

5. CONCLUSION

Since the time of death is uncertain, a naturally arising question is whether a theory of aging that abstracts from this fact approximates reality sufficiently well. In case of the Dalgaard-Strulik (2010) model of optimal aging and death this question can be answered in the affirmative.

In particular when income is high, there is virtually no difference between human behavior predicted by the simpler, deterministic model and the more complex, stochastic version.

There is a reason why most dynamic economic models (and most health economic models) abstain from explicitly considering uncertainty. Taking uncertainty into account has a price, which has also been paid by the present study: some previously simple and elegant expressions get bulky and complicated, some expressions can no longer be derived analytically, and the solution trajectories for optimal life-time behavior have to be obtained by numerical solution of differential equations instead of by simple algebra. The theory developed here provides a better approximation of human aging as understood in modern biology, i.e. as an inherently stochastic process according to which the timing of death of a person is not determined by his or her age but by the number of accumulated health deficits. The fact that the results are very similar to the ones obtained from the simpler deterministic model of human aging suggests that the simple model may well be preferable in many economic applications because of its straightforward analytical tractability.

REFERENCES

- Arking, R., 2006, *The Biology of Aging: Observations and Principles*, Oxford University Press, Oxford.
- Dalgard, C.-J. and Strulik, H., 2010, Optimal Aging and Death, PGDA Working Paper, Harvard University.
- Dalgard, C.-J. and Strulik, H., 2013, Optimal Aging and Death, *Journal of the European Economic Association*, forthcoming.
- Gavrilov, L.A. and Gavrilova, N.S., 1991, *The Biology of Human Life Span: A Quantitative Approach*, Harwood Academic Publishers, London.
- Heijdra, B.J. and Romp, W.E., 2008, A life-cycle overlapping-generations model of the small open economy, *Oxford Economic Papers* 60, 88–121.
- Kamien, M.I. and Schwartz, N.L., *Dynamic Optimization*, North-Holland.
- Mazzocco, M. and Személy, B., 2010, The decline of the US saving rate and the rise of health Expenditure, Working Paper, California Center for Population Research.
- Mitnitski, A.B. and Mogilner, A.J. and MacKnight, C. and Rockwood, K., 2002a, The accumulation of deficits with age and possible invariants of aging, *Scientific World* 2, 1816–1822.
- Mitnitski, A.B. and Mogilner, A.J. and MacKnight, C. and Rockwood, K., 2002b, The mortality rate as a function of accumulated deficits in a frailty index, *Mechanisms of ageing and development* 123, 1457–1460.
- Preston, S.H., 1975. The changing relation between mortality and level of economic development, *Population Studies* 29, 231–248.
- Sheshinski, E., 2008, *The Economic Theory of Annuities*, Princeton University Press Princeton, NJ.
- Strulik, H., 2011, Health and Education: Understanding the Gradient, Discussion Paper, University of Hannover.
- Strulik, H. and Vollmer, S., 2013, Long-run trends of human aging and longevity, *Journal of Population Economics*, forthcoming.

Bisher erschienene Diskussionspapiere

- Nr. 160 Strulik, Holger: Optimal Aging with Uncertain Death, Juni 2013
- Nr. 159 Prettnner, Klaus; Strulik, Holger: Trade and Productivity: The Family Connection Redux, Juni 2013
- Nr. 158 Vogt, Nora; Bizer, Kilian: Lock-in effects in competitive bidding schemes for payments for ecosystem services, Juni 2013
- Nr. 157 Baskaran, Thushyanthan: Identifying local tax mimicking: administrative borders and a policy reform, Juni 2013
- Nr. 156 Herwartz, Helmut; Walle, Yabibal M.: State dependence in the finance-growth nexus: a functional coefficient approach, Juni 2013
- Nr. 155 Krenz, Astrid: Cross-country heterogeneity and endogeneity bias in life satisfaction estimations-macro- and micro-level evidence for advanced, developing and transition countries, Mai 2013
- Nr. 154: Krenz, Astrid: Services Sector's Concentration: the European Union, Greece, and the New Economic Geography, Mai 2013
- Nr. 153: Ahmed, Junaid; Martinez-Zarzoso, Inmaculada: Blessing or Curse: The Stabilizing Role of Remittances, Foreign Aid and FDI to Pakistan, Mai 2013
- Nr. 152: Strulik, Holger; Werner, Katharina: 50 is the New 30 – Long-run Trends of Schooling and Retirement Explained by Human Aging, März 2013
- Nr. 151: Dalgaard, Carl-Johan; Strulik, Holger: The History Augmented Solow Model, März 2013
- Nr. 150: Strulik, Holger; Trimborn, Timo: The Dark Side of Fiscal Stimulus, Januar 2013
- Nr. 149: Prettnner, Klaus: Public education, technological change and economic prosperity, Januar 2013
- Nr. 148: Lankau, Matthias; Bicskei, Marianna; Bizer, Kilian: Cooperation Preferences in the Provision of Public Goods: An Experimental Study on the Effects of Social Identity, Dezember 2012
- Nr. 147: Krenz, Astrid: Modeling Services Sectors' Agglomeration within a New Economic Geography Model, Dezember 2012
- Nr. 146: Krenz, Astrid: A Panel Co-integration Analysis of Industrial and Services Sectors' Agglomeration in the European Union, Dezember 2012
- Nr. 145: Strulik, Holger: Knowledge and Growth in the Very Long Run, November 2012
- Nr. 144: Baskaran, Thushyanthan: Ideology and fiscal policy: quasi-experimental evidence from the German States, Oktober 2012
- Nr. 143: Ehlers, Tim; Schwager, Robert: Honest Grading, Grade Inflation and Reputation, Oktober 2012
- Nr. 142: Gehringer, Agnieszka: Another look at the determinants of current account imbalances in the European Union: An empirical assessment, Oktober 2012
- Nr. 141: Strulik, Holger; Werner, Katharina: Life Expectancy, Labor Supply, and Long-Run Growth: Reconciling Theory and Evidence, September 2012
- Nr. 140: Strulik, Holger; Prettnner, Klaus; Prskawetz, Alexia: The Past and Future of Knowledge-based Growth, September 2012
- Nr. 139: Prettnner, Klaus; Trimborn, Timo: Demographic change and R&D-based economic growth: reconciling theory and evidence, September 2012
- Nr. 138: König, Jörg; Ohr, Renate: Homogeneous groups within a heterogeneous community - Evidence from an index measuring European economic integration, August 2012

- Nr. 137: Schwager, Robert: Student Loans in a Tiebout Model of Higher Education, Juli 2012
- Nr. 136: Martínez-Zarzoso, Inmaculada: Exporting and Productivity: Evidence for Egypt and Morocco, April 2012
- Nr. 135: König, Jörg; Ohr, Renate: Messung ökonomischer Integration in der Europäischen Union – Entwicklung eines EU-Integrationsindexes -, April 2012
- Nr. 134: Gehringer, Agnieszka: Financial liberalization, growth, productivity and capital accumulation: The case of European integration, März 2012
- Nr. 133: Berner, Eike; Birg, Laura: Retailers and Consumers. The pass-through of import price changes, März 2012
- Nr. 132: Gehringer, Angnieszka: Current accounts in Europe: implications of the external imbalances for the future of the common monetary policy, März 2012
- Nr. 131: Ohr, Renate; Özalbayrak, Mehmet: The Euro – A „MUST“ for Small European States?, Januar 2012
- Nr. 130: Zeddies, Götz: Der Euro als Triebfeder des deutschen Exports?, November 2011
- Nr. 129: Geishecker, Ingo; Siedler, Thomas: Job Loss Fears and (Extreme) Party Identification: First Evidence from Panel Data, Oktober 2011
- Nr. 128: König, Jörg; Ohr, Renate: Small but Beautiful? Economic Impacts of the Size of Nations in the European Union, August 2011
- Nr. 127: Schüder, Stefan: Monetary Policy Trade-Offs in a Portfolio Model with Endogenous Asset Supply, Juni 2011
- Nr. 126: Hiller, Sanne: The Export Promoting Effect of Emigration: Evidence from Denmark, Juni 2011
- Nr. 125: Martínez-Zarzoso, Inmaculada; Voicu, Anca M.; Vidovic, Martina: CEECs Integration into Regional and Global Production Networks, Mai 2011
- Nr. 124: Roth, Felix; Gros, Daniel; Nowak-Lehmann D., Felicitas: Has the Financial Crisis eroded Citizens' Trust in the European Central Bank? Panel Data Evidence for the Euro Area, 1999-2011, Mai 2011, Revised Version März 2012
- Nr. 123: Dreher, Axel; Vreeland, James Raymond : Buying Votes and International Organizations, Mai 2011
- Nr. 122: Schürenberg-Frosch, Hannah: One Model fits all? Determinants of Transport Costs across Sectors and Country Groups, April 2011
- Nr. 121: Verheyen, Florian: Bilateral Exports from Euro Zone Countries to the US - Does Exchange Rate Variability Play a Role?, April 2011
- Nr. 120: Ehlers, Tim: University Graduation Dependent on Family's Wealth, Ability and Social Status, April 2011
- Nr. 119: Cho, Seo-Young; Dreher, Axel; Neumayer, Eric: The Spread of Anti-trafficking Policies – Evidence from a New Index, März 2011
- Nr. 118: Cho, Seo-Young; Vadlamannati, Krishna Chaitanya: Compliance for Big Brothers: An Empirical Analysis on the Impact of the Anti-trafficking Protocol, Februar 2011
- Nr. 117: Nunnenkamp, Peter; Öhler, Hannes: Donations to US based NGOs in International Development Cooperation: How (Un-)Informed Are Private Donors?, Februar 2011
- Nr. 116: Geishecker, Ingo; Riedl, Maximilian: Ordered Response Models and Non-Random Personality Traits: Monte Carlo Simulations and a Practical Guide, Revised Version Februar 2012
- Nr. 115: Dreher, Axel; Gassebner, Martin; Siemers, Lars-H. R.: Globalization, Economic Freedom and Human Rights, Oktober 2010

- Nr. 114: Dreher, Axel; Mikosch, Heiner; Voigt, Stefan: Membership has its Privileges – The Effect of Membership in International Organizations on FDI, Oktober 2010
- Nr. 113: Fuchs, Andreas; Klann, Nils-Hendrik: Paying a Visit: The Dalai Lama Effect on International Trade, Oktober 2010
- Nr. 112: Freitag, Stephan: Choosing an Anchor Currency for the Pacific, Oktober 2010
- Nr. 111: Nunnenkamp, Peter; Öhler, Hannes: Throwing Foreign Aid at HIV/AIDS in Developing Countries: Missing the Target?, August 2010
- Nr. 110: Ohr, Renate; Zeddies, Götz: „Geschäftsmodell Deutschland“ und außenwirtschaftliche Ungleichgewichte in der EU, Juli 2010
- Nr. 109: Nunnenkamp, Peter; Öhler, Hannes: Funding, Competition and the Efficiency of NGOs: An Empirical Analysis of Non-charitable Expenditure of US NGOs Engaged in Foreign Aid, Juli 2010
- Nr. 108: Krenz, Astrid: *La Distinction* reloaded: Returns to Education, Family Background, Cultural and Social Capital in Germany, Juli 2010
- Nr. 107: Krenz, Astrid: Services sectors' agglomeration and its interdependence with industrial agglomeration in the European Union, Juli 2010
- Nr. 106: Krenz, Astrid; Rübél, Gerhard: Industrial Localization and Countries' Specialization in the European Union: An Empirical Investigation, Juli 2010
- Nr. 105: Schinke, Jan Christian: Follow the Sun! How investments in solar power plants in Sicily can generate high returns of investments and help to prevent global warming, Juni 2010
- Nr. 104: Dreher, Axel; Sturm, Jan-Egbert; Vreeland, James Raymon: Does membership on the Security Council influence IMF conditionality?, Juni 2010
- Nr. 103: Öhler, Hannes; Nunnenkamp, Peter; Dreher, Axel: Does Conditionality Work? A Test for an Innovative US Aid Scheme, Juni 2010
- Nr. 102: Gehringer, Agnieszka: Pecuniary Knowledge Externalities in a New Taxonomy: Knowledge Interactions in a Vertically Integrated System, Juni 2010
- Nr. 101: Gehringer, Agnieszka: Pecuniary Knowledge Externalities across European Countries – are there leading Sectors?, Juni 2010
- Nr. 100: Gehringer, Agnieszka: Pecuniary Knowledge Externalities and Innovation: Intersectoral Linkages and their Effects beyond Technological Spillovers, Juni 2010
- Nr. 99: Dreher, Axel; Nunnenkamp, Peter; Öhler, Hannes: Why it pays for aid recipients to take note of the Millennium Challenge Corporation: Other donors do!, April 2010
- Nr. 98: Baumgarten, Daniel; Geishecker, Ingo; Görg, Holger: Offshoring, tasks, and the skill-wage pattern, März 2010
- Nr. 97: Dreher, Axel; Klasen, Stephan; Raymond, James; Werker, Eric: The costs of favoritism: Is politically-driven aid less effective?, März 2010
- Nr. 96: Dreher, Axel; Nunnenkamp, Peter; Thiele, Rainer: Are 'New' Donors Different? Comparing the Allocation of Bilateral Aid between Non-DAC and DAC Donor Countries, März 2010
- Nr. 95: Lurweg, Maren; Westermeier, Andreas: Jobs Gained and Lost through Trade – The Case of Germany, März 2010
- Nr. 94: Bernauer, Thomas; Kalbhenn, Anna; Koubi, Vally; Ruoff, Gabi: On Commitment Levels and Compliance Mechanisms – Determinants of Participation in Global Environmental Agreements, Januar 2010
- Nr. 93: Cho, Seo-Young: International Human Rights Treaty to Change Social Patterns – The Convention on the Elimination of All Forms of Discrimination against Women, Januar 2010
- Nr. 92: Dreher, Axel; Nunnenkamp, Peter; Thiel, Susann; Thiele, Rainer: Aid Allocation by German NGOs: Does the Degree of Public Refinancing Matter?, Januar 2010

- Nr. 91: Bjørnskov, Christian; Dreher, Axel; Fischer, Justina A. V.; Schnellenbach, Jan: On the relation between income inequality and happiness: Do fairness perceptions matter?, Dezember 2009
- Nr. 90: Geishecker, Ingo: Perceived Job Insecurity and Well-Being Revisited: Towards Conceptual Clarity, Dezember 2009
- Nr. 89: Kühl, Michael: Excess Comovements between the Euro/US dollar and British pound/US dollar exchange rates, November 2009
- Nr. 88: Mourmouras, Alex, Russel, Steven H.: Financial Crises, Capital Liquidation and the Demand for International Reserves, November 2009
- Nr. 87: Goerke, Laszlo, Pannenberg, Markus: An Analysis of Dismissal Legislation: Determinants of Severance Pay in West Germany, November 2009
- Nr. 86: Marchesi, Silvia, Sabani, Laura, Dreher, Axel: Read my lips: the role of information transmission in multilateral reform design, Juni 2009
- Nr. 85: Heinig, Hans Michael: Sind Referenden eine Antwort auf das Demokratiedilemma der EU?, Juni 2009
- Nr. 84: El-Shagi, Makram: The Impact of Fixed Exchange Rates on Fiscal Discipline, Juni 2009
- Nr. 83: Schneider, Friedrich: Is a Federal European Constitution for an Enlarged European Union Necessary? Some Preliminary Suggestions using Public Choice Analysis, Mai 2009
- Nr. 82: Vaubel, Roland: Nie sollst Du mich befragen? Weshalb Referenden in bestimmten Politikbereichen – auch in der Europapolitik – möglich sein sollten, Mai 2009
- Nr. 81: Williamson, Jeffrey G.: History without Evidence: Latin American Inequality since 1491, Mai 2009
- Nr. 80: Erdogan, Burcu: How does the European Integration affect the European Stock Markets?, April 2009
- Nr. 79: Oelgemöller, Jens; Westermeier, Andreas: RCAs within Western Europe, März 2009
- Nr. 78: Blonski, Matthias; Lilienfeld-Toal, Ulf von: Excess Returns and the Distinguished Player Paradox, Oktober 2008
- Nr. 77: Lechner, Susanne; Ohr, Renate: The Right of Withdrawal in the Treaty of Lisbon: A game theoretic reflection on different decision processes in the EU, Oktober 2008
- Nr. 76: Kühl, Michael: Strong comovements of exchange rates: Theoretical and empirical cases when currencies become the same asset, Juli 2008
- Nr. 75: Höhenberger, Nicole; Schmiedeberg, Claudia: Structural Convergence of European Countries, Juli 2008
- Nr. 74: Nowak-Lehmann D., Felicitas; Vollmer, Sebastian; Martinez-Zarzoso, Inmaculada: Does Comparative Advantage Make Countries Competitive? A Comparison of China and Mexico, Juli 2008
- Nr. 73: Fendel, Ralf; Lis, Eliza M.; Rülke, Jan-Christoph: Does the Financial Market Believe in the Phillips Curve? – Evidence from the G7 countries, Mai 2008
- Nr. 72: Hafner, Kurt A.: Agglomeration Economies and Clustering – Evidence from German Firms, Mai 2008
- Nr. 71: Pegels, Anna: Die Rolle des Humankapitals bei der Technologieübertragung in Entwicklungsländer, April 2008
- Nr. 70: Grimm, Michael; Klasen, Stephan: Geography vs. Institutions at the Village Level, Februar 2008
- Nr. 69: Van der Berg, Servaas: How effective are poor schools? Poverty and educational outcomes in South Africa, Januar 2008

- Nr. 68: Kühl, Michael: Cointegration in the Foreign Exchange Market and Market Efficiency since the Introduction of the Euro: Evidence based on bivariate Cointegration Analyses, Oktober 2007
- Nr. 67: Hess, Sebastian; Cramon-Taubadel, Stephan von: Assessing General and Partial Equilibrium Simulations of Doha Round Outcomes using Meta-Analysis, August 2007
- Nr. 66: Eckel, Carsten: International Trade and Retailing: Diversity versus Accessibility and the Creation of "Retail Deserts", August 2007
- Nr. 65: Stoschek, Barbara: The Political Economy of Environmental Regulations and Industry Compensation, Juni 2007
- Nr. 64: Martínez-Zarzoso, Inmaculada; Nowak-Lehmann D., Felicitas; Vollmer, Sebastian: The Log of Gravity Revisited, Juni 2007
- Nr. 63: Gundel, Sebastian: Declining Export Prices due to Increased Competition from NIC – Evidence from Germany and the CEEC, April 2007
- Nr. 62: Wilckens, Sebastian: Should WTO Dispute Settlement Be Subsidized?, April 2007
- Nr. 61: Schöller, Deborah: Service Offshoring: A Challenge for Employment? Evidence from Germany, April 2007
- Nr. 60: Janeba, Eckhard: Exports, Unemployment and the Welfare State, März 2007
- Nr. 59: Lambsdorff, Johann Graf; Nell, Mathias: Fighting Corruption with Asymmetric Penalties and Leniency, Februar 2007
- Nr. 58: Köller, Mareike: Unterschiedliche Direktinvestitionen in Irland – Eine theoriegestützte Analyse, August 2006
- Nr. 57: Entorf, Horst; Lauk, Martina: Peer Effects, Social Multipliers and Migrants at School: An International Comparison, März 2007 (revidierte Fassung von Juli 2006)
- Nr. 56: Görlich, Dennis; Trebesch, Christoph: Mass Migration and Seasonality Evidence on Moldova's Labour Exodus, Mai 2006
- Nr. 55: Brandmeier, Michael: Reasons for Real Appreciation in Central Europe, Mai 2006
- Nr. 54: Martínez-Zarzoso, Inmaculada; Nowak-Lehmann D., Felicitas: Is Distance a Good Proxy for Transport Costs? The Case of Competing Transport Modes, Mai 2006
- Nr. 53: Ahrens, Joachim; Ohr, Renate; Zeddi, Götz: Enhanced Cooperation in an Enlarged EU, April 2006
- Nr. 52: Stöwhase, Sven: Discrete Investment and Tax Competition when Firms shift Profits, April 2006
- Nr. 51: Pelzer, Gesa: Darstellung der Beschäftigungseffekte von Exporten anhand einer Input-Output-Analyse, April 2006
- Nr. 50: Elschner, Christina; Schwager, Robert: A Simulation Method to Measure the Tax Burden on Highly Skilled Manpower, März 2006
- Nr. 49: Gaertner, Wulf; Xu, Yongsheng: A New Measure of the Standard of Living Based on Functionings, Oktober 2005
- Nr. 48: Rincke, Johannes; Schwager, Robert: Skills, Social Mobility, and the Support for the Welfare State, September 2005
- Nr. 47: Bose, Niloy; Neumann, Rebecca: Explaining the Trend and the Diversity in the Evolution of the Stock Market, Juli 2005
- Nr. 46: Kleinert, Jörn; Toubal, Farid: Gravity for FDI, Juni 2005
- Nr. 45: Eckel, Carsten: International Trade, Flexible Manufacturing and Outsourcing, Mai 2005
- Nr. 44: Hafner, Kurt A.: International Patent Pattern and Technology Diffusion, Mai 2005

- Nr. 43: Nowak-Lehmann D., Felicitas; Herzer, Dierk; Martínez-Zarzoso, Inmaculada; Vollmer, Sebastian: Turkey and the Ankara Treaty of 1963: What can Trade Integration Do for Turkish Exports, Mai 2005
- Nr. 42: Südekum, Jens: Does the Home Market Effect Arise in a Three-Country Model?, April 2005
- Nr. 41: Carlberg, Michael: International Monetary Policy Coordination, April 2005
- Nr. 40: Herzog, Bodo: Why do bigger countries have more problems with the Stability and Growth Pact?, April 2005
- Nr. 39: Marouani, Mohamed A.: The Impact of the Multifiber Agreement Phaseout on Unemployment in Tunisia: a Prospective Dynamic Analysis, Januar 2005
- Nr. 38: Bauer, Philipp; Riphahn, Regina T.: Heterogeneity in the Intergenerational Transmission of Educational Attainment: Evidence from Switzerland on Natives and Second Generation Immigrants, Januar 2005
- Nr. 37: Büttner, Thies: The Incentive Effect of Fiscal Equalization Transfers on Tax Policy, Januar 2005
- Nr. 36: Feuerstein, Switgard; Grimm, Oliver: On the Credibility of Currency Boards, Oktober 2004
- Nr. 35: Michaelis, Jochen; Minich, Heike: Inflationsdifferenzen im Euroraum – eine Bestandsaufnahme, Oktober 2004
- Nr. 34: Neary, J. Peter: Cross-Border Mergers as Instruments of Comparative Advantage, Juli 2004
- Nr. 33: Bjorvatn, Kjetil; Cappelen, Alexander W.: Globalisation, inequality and redistribution, Juli 2004
- Nr. 32: Stremmel, Dennis: Geistige Eigentumsrechte im Welthandel: Stellt das TRIPs-Abkommen ein Protektionsinstrument der Industrieländer dar?, Juli 2004
- Nr. 31: Hafner, Kurt: Industrial Agglomeration and Economic Development, Juni 2004
- Nr. 30: Martinez-Zarzoso, Inmaculada; Nowak-Lehmann D., Felicitas: MERCOSUR-European Union Trade: How Important is EU Trade Liberalisation for MERCOSUR's Exports?, Juni 2004
- Nr. 29: Birk, Angela; Michaelis, Jochen: Employment- and Growth Effects of Tax Reforms, Juni 2004
- Nr. 28: Broll, Udo; Hansen, Sabine: Labour Demand and Exchange Rate Volatility, Juni 2004
- Nr. 27: Bofinger, Peter; Mayer, Eric: Monetary and Fiscal Policy Interaction in the Euro Area with different assumptions on the Phillips curve, Juni 2004
- Nr. 26: Torlak, Elvira: Foreign Direct Investment, Technology Transfer and Productivity Growth in Transition Countries, Juni 2004
- Nr. 25: Lorz, Oliver; Willmann, Gerald: On the Endogenous Allocation of Decision Powers in Federal Structures, Juni 2004
- Nr. 24: Felbermayr, Gabriel J.: Specialization on a Technologically Stagnant Sector Need Not Be Bad for Growth, Juni 2004
- Nr. 23: Carlberg, Michael: Monetary and Fiscal Policy Interactions in the Euro Area, Juni 2004
- Nr. 22: Stähler, Frank: Market Entry and Foreign Direct Investment, Januar 2004
- Nr. 21: Bester, Helmut; Konrad, Kai A.: Easy Targets and the Timing of Conflict, Dezember 2003
- Nr. 20: Eckel, Carsten: Does globalization lead to specialization, November 2003
- Nr. 19: Ohr, Renate; Schmidt, André: Der Stabilitäts- und Wachstumspakt im Zielkonflikt zwischen fiskalischer Flexibilität und Glaubwürdigkeit: Ein Reform-ansatz unter Berücksichtigung konstitutionen- und institutionenökonomischer Aspekte, August 2003
- Nr. 18: Rühmann, Peter: Der deutsche Arbeitsmarkt: Fehlentwicklungen, Ursachen und Reformansätze, August 2003

- Nr. 17: Suedekum, Jens: Subsidizing Education in the Economic Periphery: Another Pitfall of Regional Policies?, Januar 2003
- Nr. 16: Graf Lambsdorff, Johann; Schinke, Michael: Non-Benevolent Central Banks, Dezember 2002
- Nr. 15: Ziltener, Patrick: Wirtschaftliche Effekte des EU-Binnenmarktprogramms, November 2002
- Nr. 14: Haufler, Andreas; Wooton, Ian: Regional Tax Coordination and Foreign Direct Investment, November 2001
- Nr. 13: Schmidt, André: Non-Competition Factors in the European Competition Policy: The Necessity of Institutional Reforms, August 2001
- Nr. 12: Lewis, Mervyn K.: Risk Management in Public Private Partnerships, Juni 2001
- Nr. 11: Haaland, Jan I.; Wooton, Ian: Multinational Firms: Easy Come, Easy Go?, Mai 2001
- Nr. 10: Wilkens, Ingrid: Flexibilisierung der Arbeit in den Niederlanden: Die Entwicklung atypischer Beschäftigung unter Berücksichtigung der Frauenerwerbstätigkeit, Januar 2001
- Nr. 9: Graf Lambsdorff, Johann: How Corruption in Government Affects Public Welfare – A Review of Theories, Januar 2001
- Nr. 8: Angermüller, Niels-Olaf: Währungskrisenmodelle aus neuerer Sicht, Oktober 2000
- Nr. 7: Nowak-Lehmann, Felicitas: Was there Endogenous Growth in Chile (1960-1998)? A Test of the AK model, Oktober 2000
- Nr. 6: Lunn, John; Steen, Todd P.: The Heterogeneity of Self-Employment: The Example of Asians in the United States, Juli 2000
- Nr. 5: Güßefeldt, Jörg; Streit, Clemens: Disparitäten regionalwirtschaftlicher Entwicklung in der EU, Mai 2000
- Nr. 4: Haufler, Andreas: Corporate Taxation, Profit Shifting, and the Efficiency of Public Input Provision, 1999
- Nr. 3: Rühmann, Peter: European Monetary Union and National Labour Markets, September 1999
- Nr. 2: Jarchow, Hans-Joachim: Eine offene Volkswirtschaft unter Berücksichtigung des Aktienmarktes, 1999
- Nr. 1: Padoa-Schioppa, Tommaso: Reflections on the Globalization and the Europeanization of the Economy, Juni 1999

Alle bisher erschienenen Diskussionspapiere zum Download finden Sie im Internet unter: <http://www.uni-goettingen.de/de/60920.html>.