

Guggenberger, Patrik; Smith, Richard J.

Working Paper

Generalized empirical likelihood estimators and tests under partial, weak and strong identification

cemmap working paper, No. CWP08/03

Provided in Cooperation with:

The Institute for Fiscal Studies (IFS), London

Suggested Citation: Guggenberger, Patrik; Smith, Richard J. (2003) : Generalized empirical likelihood estimators and tests under partial, weak and strong identification, cemmap working paper, No. CWP08/03, Centre for Microdata Methods and Practice (cemmap), London, <https://doi.org/10.1920/wp.cem.2003.0803>

This Version is available at:

<https://hdl.handle.net/10419/79303>

Standard-Nutzungsbedingungen:

Die Dokumente auf EconStor dürfen zu eigenen wissenschaftlichen Zwecken und zum Privatgebrauch gespeichert und kopiert werden.

Sie dürfen die Dokumente nicht für öffentliche oder kommerzielle Zwecke vervielfältigen, öffentlich ausstellen, öffentlich zugänglich machen, vertreiben oder anderweitig nutzen.

Sofern die Verfasser die Dokumente unter Open-Content-Lizenzen (insbesondere CC-Lizenzen) zur Verfügung gestellt haben sollten, gelten abweichend von diesen Nutzungsbedingungen die in der dort genannten Lizenz gewährten Nutzungsrechte.

Terms of use:

Documents in EconStor may be saved and copied for your personal and scholarly purposes.

You are not to copy documents for public or commercial purposes, to exhibit the documents publicly, to make them publicly available on the internet, or to distribute or otherwise use the documents in public.

If the documents have been made available under an Open Content Licence (especially Creative Commons Licences), you may exercise further usage rights as specified in the indicated licence.



GENERALIZED EMPIRICAL LIKELIHOOD ESTIMATORS AND TESTS UNDER PARTIAL, WEAK AND STRONG IDENTIFICATION

Patrik Guggenberger
Richard J. Smith

THE INSTITUTE FOR FISCAL STUDIES
DEPARTMENT OF ECONOMICS, UCL
cemmap working paper CWP08/03

Generalized Empirical Likelihood Estimators and Tests under Partial, Weak and Strong Identification¹

Patrik Guggenberger²
Department of Economics
U.C.L.A.

Richard J. Smith
CEMMAP
and
Department of Economics
University of Warwick

First Draft: June 2002
This Revision: July 2003

Abstract

The principal purpose of this paper is to describe the performance of generalized empirical likelihood (GEL) methods for time series instrumental variable models specified by nonlinear moment restrictions when identification may be weak. The paper makes two main contributions. Firstly, we show that all GEL estimators are first-order equivalent under weak identification. The GEL estimator under weak identification is inconsistent and has a nonstandard asymptotic distribution. Secondly, the paper proposes new GEL test statistics, which have chi-square asymptotic null distributions independent of the strength or weakness of identification. Consequently, unlike those for Wald and likelihood ratio statistics, the size of tests formed from these statistics is not distorted by the strength or weakness of identification. Modified versions of the statistics are presented for tests of hypotheses on parameter subvectors when the parameters not under test are strongly identified. Monte Carlo results for the linear instrumental variable regression model suggest that tests based on these statistics have very good size properties even in the presence of conditional heteroskedasticity. The tests have competitive power properties, especially for thick tailed or asymmetric error distributions.

JEL Classification: C12, C31

Keywords: Generalized Empirical Likelihood, Nonlinear Moment Conditions, Similar Tests, Weak Identification.

1 Introduction

It is often the case that the instruments available to empirical researchers are only weakly correlated with the endogenous variables. That is, identification is weak. In such situations it is well known that classical normal and chi-square asymptotic approximations to the finite-sample distributions of instrumental variables estimators and statistics can be very poor. For example, even though likelihood ratio and Wald test statistics are asymptotically chi-square, use of chi-square critical values can lead to extreme size distortions in finite samples. The main purpose then of this paper is to ascertain the performance of generalized empirical likelihood (GEL) methods [Newey and Smith (2003), henceforth NS] for time series instrumental variable models specified by nonlinear moment restrictions when identification may be weak [as in Stock and Wright (2000), henceforth SW]. In particular, the paper makes two principal contributions. Firstly, the asymptotic distribution of the GEL estimator is derived for a weakly identified set-up. Secondly, the paper proposes new, theoretically and computationally attractive GEL test statistics. The asymptotic null distribution of these statistics is chi-square under partial [Phillips (1989)], weak [SW] and strong identification. Thus, the size of tests formed from these statistics is invariant to the strength or weakness of identification. Importantly, we also provide asymptotic power results for the various statistics suggested in this paper.

GEL estimators and test statistics are alternatives to those based on generalized method of moments (GMM); see Hansen (1982), Newey (1985) and Newey and West (1987). GEL has received considerable attention recently due to its competitive bias properties. For example, NS show that for many models the asymptotic bias of empirical likelihood (EL) does not grow with the number of moment restrictions, while that of GMM estimators grows without bound, a finding that may imply favorable properties for GEL-based test statistics.

Similar to the findings of Phillips (1989) and SW for two stage least squares (2SLS) and GMM, GEL estimators of weakly identified parameters have nonstandard asymptotic distributions and are in general inconsistent. Therefore, inference based on the classical normal approximation is inappropriate under weak identification. As in NS for strong identification, the first-order asymptotics of the GEL estimator under weak identification do not depend on the choice of the GEL criterion function. This finding is rather surprising and contrasts with 2SLS and limited information maximum likelihood (LIML) estimators whose first-order asymptotic theory differs under weak identification.

The statistics proposed here are asymptotically pivotal in contrast to classical Wald and likelihood ratio statistics no matter the strength of identification. The first statistic $GELR_\rho$ is based on the GEL criterion function and may be thought of as a nonparametric likelihood ratio statistic. Two further statistics generalize Kleibergen's (2001) GMM-based K -statistic to the GEL context. Like the K -statistic which is a quadratic form in the first derivative vector of the GMM objective function, the second GEL statistic

S_ρ is a score-type statistic being a quadratic form in the GEL criterion score vector. The third statistic LM_ρ is similar in structure to a GMM Lagrange multiplier statistic [Newey and West (1987)] and is asymptotically equivalent to the score-type statistic being a quadratic form in the sample moment vector. Confidence regions constructed from the K - and GEL score-type statistics are never empty and contain the continuous updating estimator (CUE) and GEL estimator respectively. All forms of GEL statistics admit limiting chi-square null distributions with degrees of freedom equal to the number of instruments or moment conditions for the first and the dimension of the parameter vector for the second and third. In over-identified situations, therefore, tests based on the latter statistics should be expected to have better power properties than those based on the former. In many cases, an applied researcher is interested in inference on a parameter subvector rather than the whole parameter vector. Modified versions of the GEL-based statistics are therefore suggested for the subvector case when the remaining parameters are strongly identified.

Monte Carlo simulations for the i.i.d. linear instrumental variable model with a wide range of error distributions compare our test statistics to several others, including the K -statistic of Kleibergen (2002a) and the similar conditional likelihood ratio statistic LR_M of Moreira (2003) which has been shown to have particularly good power properties in this context. We find that our tests have very good size properties even in the presence of conditional heteroskedasticity. In contrast, the K -statistic of Kleibergen (2002a) and the LR_M -statistic of Moreira (2003) are size-distorted under conditional heteroskedasticity. Our tests have competitive power properties, especially for certain features of the error distribution such as thick tails or asymmetry. Given the nonparametric construction of the GEL estimator, robustness of GEL-based test statistics to different error distributions should be expected.

The proof method and content in this paper are virtually identical to those in Guggenberger (2003) for the i.i.d. linear model. The proofs generalize Guggenberger (2003) to the time series setting and the nonlinear moment restrictions. The proofs for consistency and for the asymptotic distribution of the GEL estimator in Guggenberger (2003) adapt those given in NS for the i.i.d. strongly identified context.

Subsequent to the i.i.d. linear version of this paper, two related papers have appeared. Firstly, Caner (2003) derives the asymptotic distribution of the exponential tilting (ET) estimator [see Imbens, Spady and Johnson (1998) and Kitamura and Stutzer (1997)] under weak identification with nonlinear moment restrictions for independent observations. Caner (2003) also obtains an ET version of the K -statistic for nonlinear moment restrictions. Secondly, Otsu (2003) considers GEL based tests under weak identification for a time series setting and examines the GEL criterion function statistic $GELR_\rho$ and a modified version of the K -statistic based on Smith's (2001) GEL estimator that is efficient under strong identification.

The remainder of the paper is organized as follows. In Section 2, the model and the assumptions are discussed, the GEL estimator is briefly reviewed and the asymptotic distribution of the GEL estimator under weak identification is derived. Section 3 introduces the GEL-based test statistics. We derive their asymptotic limiting distribution and show that it is unaffected by the degree of identification. Section 4 generalizes these results to hypotheses involving subvectors of the unknown parameter vector. Section 5 describes the simulation results. All proofs are relegated to the Appendix.

The following notation is used in the paper. The symbols “ \rightarrow_d ”, “ \rightarrow_p ” and “ \Rightarrow ” denote convergence in distribution, convergence in probability and weak convergence of empirical processes, respectively. For the latter, see Andrews (1994) for a definition. For convergence “almost surely” we write “a.s.” and “with probability approaching 1” is replaced by “w.p.a.1”.

The space $C^i(M)$ contains all functions that are i times continuously differentiable on M . For a symmetric matrix A , “ $A > 0$ ” means that A is positive definite and $\lambda_{\min}(A)$ and $\lambda_{\max}(A)$ denote the smallest and largest eigenvalue of A in absolute value, respectively. For a full column rank matrix $A \in R^{k \times p}$ and positive definite matrix $K \in R^{k \times k}$, we denote by $P_A(K)$ the oblique projection matrix $A(A'K^{-1}A)^{-1}A'K^{-1}$ on the column space of A in the metric K and define $M_A(K) := I_k - P_A(K)$, where I_k is the k -dimensional identity matrix; we abbreviate this notation to P_A and M_A if $K = I_k$. The symbol “ \otimes ” denotes the Kronecker product. Furthermore, $vec(M)$ stands for the column vectorization of the $k \times p$ matrix M , i.e. if $M = (m_1, \dots, m_p)$ then $vec(M) = (m'_1, \dots, m'_p)'$. By $\|\cdot\|$ we denote the Euclidean norm.

2 Estimation

This section is concerned with the asymptotic distribution of the GEL estimator when some elements of the parameter vector of interest may be only weakly identified. Intuitively, then, the moment conditions which define the model may not be particularly informative about these parameters.

2.1 Model

We consider models specified by a finite number of moment restrictions. Let $\{z_i : i = 1, \dots, n\}$ be R^l -valued data and, for each $n \in N$, $g_n : G \times \Theta \rightarrow R^k$ a given function, where $G \subset R^l$ and $\Theta \subset R^p$ denotes the parameter space. The model has a true parameter θ_0 for which the moment condition

$$Eg_n(z_i, \theta_0) = 0 \tag{2.1}$$

is satisfied. For $g_n(z_i, \theta)$ we will usually write $g_i(\theta)$.

Example 1: (I.i.d. Linear Instrumental Variable (IV) Regression.) Guggenberger (2003, first chapter) discusses in detail GEL estimation and testing for this model under weak identification. The structural form (SF) equation is given by

$$y = Y\theta_0 + u, \quad (2.2)$$

and the reduced form (RF) for Y by

$$Y = Z\Pi + V, \quad (2.3)$$

where $y, u \in R^n$, $Y, V \in R^{n \times p}$, $Z \in R^{n \times k}$ and $\Pi \in R^{k \times p}$. The matrix Y may contain both exogenous and endogenous variables, $Y = (X, W)$ say, where $X \in R^{n \times p_X}$ and $W \in R^{n \times p_W}$ denote the respective observation matrices of exogenous and endogenous variables. The variables $Z = (X, Z_W)$ constitute a set of instruments for the endogenous variables W . The first p_X columns of Π equal the first p_X columns of I_k and the first p_X columns of V are 0. Denote by Y_i, V_i, Z_i, \dots ($i = 1, \dots, n$) the i^{th} row of the matrix Y, V, Z, \dots written as a column vector. Assuming the instruments and the structural error are uncorrelated, $E u_i Z_i = 0$, it follows that $E g_i(\theta_0) = 0$, where for each $i = 1, \dots, n$, $g_i(\theta) := (y_i - Y_i' \theta) Z_i$.

Example 2: (Conditional Moment Restrictions.) As in SW the moment conditions may result from conditional moment restrictions. Assume $E[h(Y_i, \theta_0)|F_i] = 0$, where $h : H \times \Theta \rightarrow R^{k_1}$, $H \subset R^{k_2}$ and F_i is the information set at time i . Let Z_i be a k_3 -dimensional vector of instruments contained in F_i . If $g_i(\theta) := h(Y_i, \theta) \otimes Z_i$, then $E g_i(\theta_0) = 0$ follows by taking iterated expectations. In (2.1), $k = k_1 k_3$ and $l = k_2 k_3$.

2.2 Assumptions

This section is concerned with the asymptotic distribution of the GEL estimator for θ when some components of $\theta_0 = (\alpha_0', \beta_0')'$, α_0 say, $\alpha_0 \in A$, $A \subset R^{p_A}$, are only weakly identified. Intuitively, this means that the moment condition (2.1) is not very informative about α_0 . For parameter vectors $\theta = (\alpha', \beta_0')'$, $E g_n(z_i, \theta)$ may be very close to zero, not only for α close to α_0 but also when α is far from α_0 . In that case, the restriction $E g_n(z_i, \theta_0) = 0$ is not very helpful for making inference on α_0 . Assumption ID below provides a theoretical asymptotic framework for this phenomenon, which is taken from Assumption C in SW (p.1061). We refer the reader to SW which provides substantial detailed motivation for this assumption and an explanation of why it models α_0 as weakly and β_0 as strongly identified.

To describe the moment and distributional assumptions, we require some additional notation.

$$\begin{aligned}\widehat{g}(\theta) &:= n^{-1} \sum_{i=1}^n g_i(\theta), \quad \widehat{G}(\theta) := n^{-1} \sum_{i=1}^n G_i(\theta), \\ \Psi_n(\theta) &:= n^{1/2}(\widehat{g}(\theta) - E\widehat{g}(\theta)), \\ \widehat{\Omega}(\theta) &:= n^{-1} \sum_{i=1}^n g_i(\theta)g_i(\theta)',\end{aligned}$$

where, if defined, $G_i(\theta) := (\partial g_i / \partial \theta)(\theta) \in R^{k \times p}$. For notational convenience, a subscript n has been omitted in certain expressions. Define the $k \times k$ matrices³

$$\begin{aligned}\Omega(\theta) &:= \lim_{n \rightarrow \infty} E n^{-1} \sum_{i=1}^n g_i(\theta)g_i(\theta)', \\ \Delta(\theta_1, \theta_2) &:= \lim_{n \rightarrow \infty} E \Psi_n(\theta_1)\Psi_n(\theta_2)' \text{ and } \Delta(\theta) := \Delta(\theta, \theta).\end{aligned}$$

Let $\theta = (\alpha', \beta')'$, where $\alpha \in A$, $A \subset R^{p_A}$, $\beta \in B$, $B \subset R^{p_B}$ and $p_A + p_B = p$. Also let $\mathcal{N} \subset B$ denote an open neighborhood β_0 .

Assumption Θ : The true parameter $\theta_0 = (\alpha'_0, \beta'_0)'$ is in the interior of the compact space $\Theta = A \times B$.

Assumption ID: (i) $E\widehat{g}(\theta) = n^{-1/2}m_{1n}(\theta) + m_2(\beta)$, where $m_{1n}, m_1 : \Theta \rightarrow R^k$ and $m_2 : B \rightarrow R^k$ are continuous functions such that $m_{1n}(\theta) \rightarrow m_1(\theta)$ uniformly on Θ , $m_1(\theta_0) = 0$ and $m_2(\beta) = 0$ if and only if $\beta = \beta_0$; (ii) $m_2 \in C^1(\mathcal{N})$; (iii) Let $M_2(\beta) := (\partial m_2 / \partial \beta)(\beta) \in R^{k \times p_B}$. $M_2(\beta_0)$ has full column rank p_B .

Next we detail the necessary moment assumptions.⁴

Assumption M: (i) $\max_{1 \leq i \leq n} \sup_{\theta \in \Theta} \|g_i(\theta)\| = o_p(n^{1/2})$; (ii) $\Omega(\cdot)$ is in $C^0(A \times \{\beta_0\})$ and bounded on Θ , $\Omega(\theta)$ is nonsingular for all $\theta \in A \times \{\beta_0\}$, $\sup_{\theta \in \Theta} \|\widehat{\Omega}(\theta) - \Omega(\theta)\| = o_p(1)$, $\sup_{\theta \in A \times \mathcal{N}} n^{-1} \sum_{i=1}^n \|g_i(\theta)g_i(\theta)'\| = O_p(1)$; (iii) $\Psi_n \Rightarrow \Psi$, where $\Psi(\theta)$ is a Gaussian stochastic process on Θ with mean zero and covariance function $E\Psi(\theta_1)\Psi(\theta_2)' = \Delta(\theta_1, \theta_2)$. For each $\varepsilon > 0$ there exists a $M_\varepsilon < \infty$ such that $\Pr(\sup_{\theta \in A \times \mathcal{N}} \|\Psi(\theta)\| \leq M_\varepsilon) > 1 - \varepsilon$.

M(i) adapts Assumption 1(d) of NS, $E \sup_{\beta \in B} \|g_i(\beta)\|^\xi < \infty$ for some $\xi > 2$, from the i.i.d. setting with strong identification ($p_A = 0$ and thus $\theta = \beta$ and $\Theta = B$) to the weakly identified set-up considered here. A sufficient condition for M(i) in the time series context and under ID is given by

$$\sup_{i \geq 1} E \sup_{\theta \in \Theta} \|g_i(\theta)\|^\xi < \infty \text{ for some } \xi > 2. \quad (2.4)$$

Indeed, a simple application of the Markov inequality shows that (2.4) implies $\max_{1 \leq i \leq n} \sup_{\theta \in \Theta} \|g_i(\theta)\| = O_p(n^{1/\xi}) = o_p(n^{1/2})$. See the Appendix for a proof. M(ii), which adapts Assumption 1(e) of NS to the weakly identified set-up, ensures that $\widehat{\Omega}(\theta)$ is nonsingular for $\theta \in A \times \mathcal{N}$. M(iii) is essentially the “high level” Assumption B of SW (p.1059) that states that Ψ_n obeys a functional central limit theorem. In Assumption B’, SW provide primitive sufficient conditions for their Assumption B that can also be found in Andrews (1994). Note that the definition of weak convergence [Andrews (1994, p.2250)] and M(iii) imply that $\sup_{\theta \in \Theta} \|\Psi_n(\theta)\| \rightarrow_d \sup_{\theta \in \Theta} \|\Psi(\theta)\|$ and, thus, also that $\sup_{\theta \in \Theta} \|\widehat{g}(\theta) - E\widehat{g}(\theta)\| \rightarrow_p 0$. In the proof of Theorem 2 below, we require $\sup_{\theta \in A \times \mathcal{N}} \|\Psi(\theta)\|$ bounded in probability.

It is interesting to note that for i.i.d. data, an application of the Borel-Cantelli Lemma shows that M(i) is implied by Assumption 1(d) of NS even if $\xi = 2$; see Owen (1990, Lemma 3) for a proof. Hence, using Lemmas 7-9 given below, their Assumption 1(d) can be weakened to $\xi \geq 2$ for the consistency and asymptotic normality of the GEL estimator under strong identification with i.i.d. data (see their Theorems 3.1 and 3.2). Therefore, for i.i.d. data, identical assumptions guarantee consistency and asymptotic normality for both GEL and two step efficient GMM estimators [Hansen (1982)].

Example 1 (cont.): See Guggenberger (2003). For the linear IV model (2.2) Assumption ID can be expressed as

Assumption ID’: $\Pi = \Pi_n = (\Pi_{An}, \Pi_B) \in R^{k \times (p_A + p_B)}$, where $p_A + p_B = p$. For a fixed matrix $C_A \in R^{k \times p_A}$, $\Pi_{An} = n^{-1/2}C_A$ and Π_B has full column rank.

Under Assumption ID’, i.i.d. data and instrument exogeneity it follows that

$$E\widehat{g}(\theta) = Eg_i(\theta) = E(Z_i Z_i')(n^{-1/2}C_A, \Pi_B)(\theta_0 - \theta),$$

which implies that in the notation of ID(i), $m_{1n}(\theta) = m_1(\theta) = E(Z_i Z_i')C_A(\alpha_0 - \alpha)$ and $m_2(\beta) = E(Z_i Z_i')\Pi_B(\beta_0 - \beta)$. Also, note that Assumption ID’ includes the partially identified model of Phillips (1989). In particular, choosing p_A and setting $C_A = 0$, one obtains a model in which Π may have any desired (less than full) rank.

We now give simple sufficient conditions that imply Assumption M. Let $U := (u, V)$.

Assumption M’: (i) $\{(U_i, Z_i) : i \geq 1\}$ are i.i.d.; (ii) $EZ_i U_i' = 0$; (iii) $E\|Z_i\|^4 < \infty$, $Q_{ZZ} := E(Z_i Z_i') > 0$, $Eu_i^2 Z_i Z_i'$, $Eu_i V_{ij} Z_i Z_i'$ and $EV_{ij} V_{ik} Z_i Z_i'$ exist and are finite for $j, k = 1, \dots, p$, where V_{ij} denotes the j^{th} component of the vector V_i ; (iv) $\Omega(\theta)$ is nonsingular for all $\theta \in A \times \{\beta_0\}$.

Assumptions M’(i) and (ii) state that errors and exogenous variables are jointly i.i.d. and the standard instrument exogeneity assumption is satisfied whereas M’(iii) and (iv) are technical conditions.

The following lemma shows that Assumption M’ in the linear model implies Assumption M.

Lemma 1 *Suppose that Assumptions ID', M' and Θ hold in the linear IV model (2.2). Then Assumption ID and M hold.*

Therefore the various technical conditions of Assumption M reduce to very simple moment conditions in the linear model. Note that M' implies $E[\sup_{\theta \in \Theta} \|g_i(\theta)\|^\xi] < \infty$ for $\xi = 2$. However, we do not need this assumption for $\xi > 2$ to prove $n^{1/2}$ -consistency of the GEL estimator of the strongly identified parameters.

Assumption HOM: (Conditional Homoskedasticity) $E(U_i U_i' | Z_i) = \Sigma_U > 0$.

HOM, which is used in Staiger and Stock (1997), is sufficient for Assumption M'(iv). That is, Assumptions M'(i)-(iii) and HOM imply M'(iv) under ID'. This follows from $\Omega(\theta) = Q_{ZZ} v_\alpha' \Sigma_{uV_A} v_\alpha$ for $\theta \in A \times \{\beta_0\}$, where $v_\alpha' := (1, (\alpha_0 - \alpha)')$ and Σ_{uV_A} is the $(1 + p_A) \times (1 + p_A)$ upper left submatrix of Σ_U . However, M' is more general than HOM because it allows for conditional heteroskedasticity. For example, $u_i = \|Z_i\| \zeta_i$, where $\zeta_i \sim N(0, 1)$ is independent of $Z_i \sim N(0, I_k)$, is compatible with M'.

2.3 The GEL Estimator

This subsection provides a formal definition of the GEL estimator of θ_0 .

Let ρ be a real-valued function $Q \rightarrow R$, where Q is an open interval of the real line that contains 0 and $\hat{\Lambda}_n(\theta) := \{\lambda \in R^k : \lambda' g_i(\theta) \in Q \text{ for } i = 1, \dots, n\}$. If defined, let $\rho_j(v) := (\partial^j \rho / \partial v^j)(v)$ and $\rho_j := \rho_j(0)$ for nonnegative integers j .

The GEL estimator is the solution to a saddle point problem⁵

$$\hat{\theta}_\rho := \arg \min_{\theta \in \Theta} \sup_{\lambda \in \hat{\Lambda}_n(\theta)} \hat{P}_\rho(\theta, \lambda), \quad (2.5)$$

where

$$\hat{P}_\rho(\theta, \lambda) := (2 \sum_{i=1}^n \rho(\lambda' g_i(\theta)) / n) - 2\rho_0. \quad (2.6)$$

Assumption ρ : (i) ρ is concave on Q ; (ii) ρ is C^2 in a neighborhood of 0 and $\rho_1 = \rho_2 = -1$.

The definition of the GEL estimator $\hat{\theta}_\rho$ is adopted from NS. We slightly modify their definition of $\hat{P}_\rho(\theta, \lambda)$ by recentering and rescaling which simplifies the presentation. We usually write $\hat{P}(\theta, \lambda)$ for $\hat{P}_\rho(\theta, \lambda)$ and $\hat{\theta}$ for $\hat{\theta}_\rho$.

The most popular GEL estimators are the continuous updating estimator (CUE), empirical likelihood (EL) and exponential tilting (ET) which correspond to $\rho(v) = -(1 + v)^2/2$, $\rho(v) = \ln(1 - v)$ and $\rho(v) = -\exp v$, respectively. The EL estimator was introduced by Imbens (1997), Owen (1988, 1990) and Qin and Lawless (1994) and the ET estimator

by Imbens, Spady and Johnson (1998) and Kitamura and Stutzer (1997). For a recent survey of GEL methods see Imbens (2002).⁶

Baggerly (1998) introduces a class of estimators based on the Cressie-Read discrepancy measure, which are also members of the GEL class. Its leading members are also CUE, EL and ET which are thus also minimum discrepancy (MD) estimators. For example, NS show that under certain conditions including $\{z_i : i \geq 1\}$ i.i.d.

$$\hat{\theta}_{EL} = \arg \max_{\theta \in \Theta} \ln R(\theta), \quad (2.7)$$

where

$$R(\theta) := \sup_{w_1, \dots, w_n} \left\{ \prod_{i=1}^n \frac{w_i}{(1/n)} \mid \sum_{i=1}^n w_i g_i(\theta) = 0, w_i > 0, \sum_{i=1}^n w_i = 1 \right\}. \quad (2.8)$$

The criterion function $R(\theta)$ can be interpreted as a nonparametric likelihood ratio. For fixed $\theta \in \Theta$ and given $g_i(\theta)$, ($i = 1, \dots, n$), the numerator of $R(\theta)$ is the maximal probability of observing the given sample $g_i(\theta)$, ($i = 1, \dots, n$), over all discrete probability distributions (w_1, \dots, w_n) on the sample such that the sample analogue $\sum_{i=1}^n w_i g_i(\theta) = 0$ of the moment condition (2.1) is satisfied. The denominator $(1/n)^n$ equals the unrestricted maximal probability. While the MD formulation is more intuitive, it is impractical for computational purposes.

2.4 First-Order Equivalence

This subsection obtains the asymptotic distribution of the GEL estimator $\hat{\theta}_\rho$ under Assumption ID. Theorem 2 shows that the weakly identified parameters of θ_0 are estimated inconsistently and their GEL estimator has a nonstandard limiting distribution while the GEL estimator of the strongly identified parameters is $n^{1/2}$ -consistent but no longer asymptotically normal. Analogous results are available for GMM; see SW, Theorem 1. The rather surprising finding is that the first-order asymptotic theory under ID is identical for *all* GEL estimators $\hat{\theta}_\rho$, as long as ρ satisfies Assumption ρ .⁷ This is in contrast to the asymptotic theory for k -class estimators under weak identification. As shown in Staiger and Stock (1997, Theorem 1), the nonstandard asymptotic distribution of the k -class estimator depends on κ defined by $n(k-1) \rightarrow_d \kappa$. Therefore, LIML and 2SLS are not first-order equivalent under weak identification.

If defined, let $\lambda(\theta)$ be such that $\hat{P}(\theta, \lambda(\theta)) = \max_{\lambda \in \hat{\Lambda}_n(\theta)} \hat{P}(\theta, \lambda)$. For $\theta = (\alpha', \beta')' \in \Theta$ and $b \in R^{p_B}$ let

$$P(\theta, b) := [\Psi(\theta) + m_1(\theta) + M_2(\beta)b]' \Omega(\theta)^{-1} [\Psi(\theta) + m_1(\theta) + M_2(\beta)b].$$

The next theorem establishes the asymptotic behavior of $\hat{\theta} = (\hat{\alpha}', \hat{\beta}')'$ under Assumption ID.

Theorem 2 Suppose Assumptions Θ , ID, M and ρ are satisfied.

(i) $\hat{\alpha}$ is in general inconsistent and

$$n^{1/2}(\hat{\beta} - \beta_0) = O_p(1).$$

(ii) The following more precise result holds. For any fixed $M > 0$ let $B_M := \{b \in R^{p_B} : \|b\| \leq M\}$ and define $\theta_{\alpha b} := (\alpha', \beta'_0 + n^{-1/2}b')'$. Then, for $(\alpha, b) \in A \times B_M$, $n\hat{P}(\theta_{\alpha b}, \lambda(\theta_{\alpha b})) \Rightarrow P_{\alpha b} := P((\alpha', \beta'_0)', b)$. Assume there exists a random element $(\alpha^*, b^*) \in A \times R^{p_B}$ such that a.s. $P_{\alpha^* b^*} < \inf_{(\alpha, b) \in (A \times R^{p_B}) \setminus G} P_{\alpha b}$ for every open set G that contains (α^*, β^*) . Then

$$(\hat{\alpha}, n^{1/2}(\hat{\beta} - \beta_0)) \rightarrow_d (\alpha^*, b^*).$$

Remark 1: The proof of Theorem 2 also provides a formula (A.7) for $b^*(\alpha) := \arg \min_{b \in R^{p_B}} P_{\alpha b}$ for given $\alpha \in A$. In particular, if $p_A = 0$, where all parameters are strongly identified, (A.7) shows that

$$n^{1/2}(\hat{\beta} - \beta_0) \rightarrow_d N(0, V(\beta_0)),$$

where

$$V(\beta_0) := (M'_2 \Omega^{-1} M_2)^{-1} M'_2 \Omega^{-1} \Delta \Omega^{-1} M_2 (M'_2 \Omega^{-1} M_2)^{-1},$$

$M_2 = M_2(\beta_0)$, $\Omega = \Omega(\beta_0)$ and $\Delta = \Delta(\beta_0)$. The matrix $V(\beta_0)$ simplifies to $(M'_2 \Omega^{-1} M_2)^{-1}$ in the i.i.d. case and thus the above formula coincides with Theorem 3.2 of NS. However, the asymptotic variance matrix of $n^{1/2}(\hat{\beta} - \beta_0)$ in the time series context is in general different from that in NS and the estimator $\hat{\beta}$ as defined above would thus be inefficient. Block methods as in Kitamura (1997) or kernel-smoothing methods as in Smith (2001) can be used for efficient GEL estimation in a time series context with strong identification. In the case $p_A > 0$, the fact that the asymptotic distribution of the strongly identified parameter estimates is in general nonnormal is a consequence of the inconsistent estimation of α_0 .

Remark 2: Given the nonnormal asymptotic distribution of the GMM and GEL parameter estimates under weak identification (established in Theorem 1 in SW and Theorem 2 above, respectively) the asymptotic distribution of test statistics based on these estimators, such as t - or Wald statistics, will also be nonstandard and non-pivotal. Furthermore, these limiting distributions depend on quantities that cannot be consistently estimated [see Staiger and Stock (1997, p.564)] which militates against their use for the construction of test statistics or confidence regions for θ_0 . The next section introduces alternative approaches that overcome these difficulties.

Example 1 (cont.): The specialization of Theorem 2 to the i.i.d. linear IV model of Example 1 was derived in Guggenberger (2003).

3 Test Statistics

This section proposes several statistics to test the simple hypothesis $H_0 : \theta = \theta_0$ versus $H_1 : \theta \neq \theta_0$. We establish that they are asymptotically pivotal quantities and have limiting chi-square null distributions under Assumption ID. Therefore these statistics lead to tests whose size properties are unaffected by the strength or weakness of identification. For the general time series set-up considered here there are at least two other statistics that share this property, namely Anderson and Rubin's (1949) AR - and Kleibergen's (2001, 2002a) K -statistic. The first statistic $GELR_\rho(\theta)$ that we describe may be interpreted as a likelihood ratio statistic. It has an asymptotic $\chi^2(k)$ null distribution and is first-order equivalent to the AR -statistic. The second set of statistics in this section, $S_\rho(\theta)$ and $LM_\rho(\theta)$, are based on the FOC of $\hat{P}_\rho(\theta, \lambda)$ with respect to θ . Each has a limiting $\chi^2(p)$ null distribution and is first-order equivalent to the K -statistic. For a recent survey on robust inference methods with weak identification, see Stock, Wright and Yogo (2002).

To motivate the first statistic, consider an i.i.d. setting. In this case, $GELR_{EL}(\theta)$ may be thought of in terms of the empirical likelihood ratio statistic $R(\theta)$ defined in (2.8) above. Setting up the Lagrangian for the restricted maximization problem in the definition (2.7) of the MD estimator and solving the FOC, one can eliminate the empirical probabilities (w_1, \dots, w_n) . It can then be shown that $-2 \ln R(\theta_0) = n\hat{P}_{EL}(\theta_0, \lambda(\theta_0))$, where $\lambda(\theta_0)$ is the vector of Lagrange multipliers associated with the k moment restrictions $\sum_{i=1}^n w_i g_i(\theta_0) = 0$. Therefore, the renormalized criterion function of the EL estimator has an interpretation as -2 times the logarithm of the likelihood ratio statistic $R(\theta_0)$.

Generalizing from the i.i.d. set-up and EL to the time series set-up and arbitrary ρ , the first statistic we consider is the renormalized GEL criterion function (2.6)

$$GELR_\rho(\theta) := n\hat{P}_\rho(\theta, \lambda(\theta)). \quad (3.1)$$

Following Kleibergen's (2001) suggestion of constructing a statistic from the FOC with respect to θ but in the GMM framework, we construct a test statistic based on the GEL FOC for $\hat{\theta}$. If the minimum of the objective function $\hat{P}(\theta, \lambda(\theta))$ is obtained in the interior of Θ , the score vector with respect to θ must equal 0 at $\hat{\theta}$, i.e.

$$\lambda(\hat{\theta})' \sum_{i=1}^n \rho_1(\lambda(\hat{\theta})' g_i(\hat{\theta})) G_i(\hat{\theta}) / n = 0'. \quad (3.2)$$

For $\theta \in \Theta$, define the $k \times p$ matrix

$$D_\rho(\theta) := \sum_{i=1}^n \rho_1(\lambda(\theta)' g_i(\theta)) G_i(\theta) / n. \quad (3.3)$$

Thus, (3.2) may be written as $\lambda(\hat{\theta})' D_\rho(\hat{\theta}) = 0'$. The test statistic is therefore given as a quadratic form in the score vector $\lambda(\theta)' D_\rho(\theta)$ evaluated at the hypothesized parameter

vector θ

$$S_\rho(\theta) := n\lambda(\theta)'D_\rho(\theta) \left(D_\rho(\theta)'\tilde{\Omega}(\theta)^{-1}D_\rho(\theta) \right)^{-1} D_\rho(\theta)'\lambda(\theta), \quad (3.4)$$

where ρ is any function satisfying Assumption ρ and $\tilde{\Omega}(\theta)$ is a consistent estimator of $\Delta(\theta)$. We also consider the following variant of $S_\rho(\theta)$

$$LM_\rho(\theta) := n\hat{g}(\theta)'\tilde{\Omega}(\theta)^{-1}D_\rho(\theta) \left(D_\rho(\theta)'\tilde{\Omega}(\theta)^{-1}D_\rho(\theta) \right)^{-1} D_\rho(\theta)'\tilde{\Omega}(\theta)^{-1}\hat{g}(\theta) \quad (3.5)$$

that substitutes $-\Delta(\theta)^{-1}\hat{g}(\theta)$ for $\lambda(\theta)$ in $S_\rho(\theta)$; see (A.5) in the Appendix, where it is shown that $n^{1/2}\lambda(\theta) = -\Delta(\theta)^{-1}n^{1/2}\hat{g}(\theta) + o_p(1)$. The statistic $LM_\rho(\theta)$ is similar to a GMM Lagrange multiplier statistic given in Newey and West (1987). To use these statistics for hypothesis tests or for the construction of confidence regions one needs a consistent estimator $\tilde{\Omega}(\theta)$ of $\Delta(\theta)$. Under assumptions given below, the sample average $\hat{\Omega}(\theta)$ may be used for $\tilde{\Omega}(\theta)$.⁸ Note that when $\rho(v) = -(1+v)^2/2$, the GEL CUE criterion, the GEL statistics $S_\rho(\theta)$ (3.4) and $LM_\rho(\theta)$ (3.5) are then identical. As noted above the GEL and GMM CUE estimator are numerically identical. However, in general this does not imply that $LM_{CUE}(\theta)$ and Kleibergen's (2001) K -statistic are identical. The reason is that in general the first derivative of the GMM and GEL CUE objective functions are not equal.

Some intuition for these test statistics is provided under strong identification. Under strong identification, NS show consistency of $\hat{\theta}$. Therefore, if the FOC (3.2) hold at $\hat{\theta}$, then, at least asymptotically, they also hold at the true value θ_0 . The statistic $S_\rho(\theta)$ can then be interpreted as a quadratic form whose criterion is expected to be small at the true value θ_0 . If, however, all parameters are weakly identified this argument is no longer valid. From Theorem 2, $\hat{\theta}$ is no longer consistent for θ_0 . Therefore, although the FOC hold at $\hat{\theta}$, this does not imply automatically that they also approximately hold at the true value θ_0 . However, it can be shown that under weak identification the FOC $\lambda(\theta)'D_\rho(\theta) = 0'$ not only hold at $\hat{\theta}$ w.p.a.1 but are satisfied uniformly over $\theta \in \Theta$ w.p.a.1. Thus, under weak identification the FOC do not pin down the true value θ_0 . Consequently, the power properties of hypothesis tests for θ_0 based on the statistics $S_\rho(\theta)$ or $LM_\rho(\theta)$ should be expected to be better under strong rather than weak identification. Size properties however are not affected by the strength or weakness of identification. This is corroborated by the Monte Carlo simulations reported below and theoretically by Theorem 4.

We now turn to consider the asymptotic distribution of $GELR_\rho(\theta)$ evaluated at a vector $\theta = (\alpha', \beta_0')'$, thus allowing for a fixed alternative in the weakly identified components. We need the following local version of Assumption M.

Assumption M_θ : Let $\theta = (\alpha', \beta_0')' \in A \times \{\beta_0\}$. Suppose **(i)** $\max_{1 \leq i \leq n} \|g_i(\theta)\| = o_p(n^{1/2})$; **(ii)** $\Delta(\theta) > 0$, $\hat{\Omega}(\theta) \rightarrow_p \Delta(\theta)$, $n^{-1} \sum_{i=1}^n \|g_i(\theta)g_i(\theta)'\| = O_p(1)$; **(iii)** $\Psi_n(\theta) \rightarrow_d$

$\Psi(\theta)$, where $\Psi(\theta) \equiv N(0, \Delta(\theta))$.

Note that for $\theta = (\alpha', \beta'_0)'$ M_θ (iii) and ID imply that $\widehat{g}(\theta) \rightarrow_p 0$. Thus, under M_θ (iii) and ID the assumption $\widehat{\Omega}(\theta) \rightarrow_p \Delta(\theta)$ is equivalent to the assumption $n^{-1} \sum_{i=1}^n (g_i(\theta) - \widehat{g}(\theta))(g_i(\theta) - \widehat{g}(\theta))' \rightarrow_p \Delta(\theta)$ for $\theta = (\alpha', \beta'_0)'$, which is Assumption D' in SW. Without assuming $\widehat{\Omega}(\theta) \rightarrow_p \Delta(\theta)$, a limiting chi-square distribution would no longer obtain in the following theorems. The problem arises because the GEL estimator as defined in (2.5) is not efficient in the time series set-up considered here.

Theorem 3 *Suppose ID, M_θ (i)-(iii) and ρ hold for $\theta = (\alpha', \beta'_0)'$. Then*

$$GELR_\rho(\theta) \rightarrow_d \chi^2(k, \delta),$$

where the noncentrality parameter $\delta = m_1(\theta)' \Delta(\theta)^{-1} m_1(\theta)$. In particular,

$$GELR_\rho(\theta_0) \rightarrow_d \chi^2(k).$$

To describe the asymptotic distribution of the statistics $LM_\rho(\theta_0)$ and $S_\rho(\theta_0)$, we need the following additional assumptions. Write $G_i(\theta) = (G_{iA}(\theta), G_{iB}(\theta))$, where the matrices $G_{iA}(\theta)$ and $G_{iB}(\theta)$ are of column dimension p_A and p_B , respectively.

Let $\theta = (\alpha', \beta'_0)' \in A \times \{\beta_0\}$ and $\mathcal{M} \subset \Theta$ an open neighborhood of θ .

Assumption M_θ : (cont.) (iv) $\widehat{g}(\cdot)$ is differentiable at $\bar{\theta}$ a.s. for each $\bar{\theta} \in \mathcal{M}$, $\widehat{g}(\bar{\theta})$ is integrable for all $\bar{\theta} \in \mathcal{M}$, $\sup_{\bar{\theta} \in \mathcal{M}} \|\widehat{G}(\bar{\theta})\|$ is integrable, $m_{1n} \in C^1(\Theta)$ and $M_{1n}(\cdot) := (\partial m_{1n}/\partial \theta)(\cdot)$ converges uniformly on Θ to some function; (v) $n^{-1} \sum_{i=1}^n (vec G_{iA}(\theta)) g'_i(\theta) \rightarrow_p \Delta_A(\theta)$ ($\Delta_A(\theta)$ is defined in (vii)), $\widehat{\Omega}(\theta) \rightarrow_p \Delta(\theta)$, $\widehat{G}_B(\theta) := n^{-1} \sum_{i=1}^n G_{iB}(\theta) \rightarrow_p E\widehat{G}_B(\theta)$; (vi) $n^{-1} \sum_{i=1}^n \|G_{iA}(\theta)\| \|g_i(\theta)\| = O_p(1)$, $n^{-3/2} \sum_{i=1}^n \|G_{iB}(\theta)\| \|g_i(\theta)\| = o_p(1)$; (vii) $n^{-1/2} \sum_{i=1}^n ((vec(G_{iA}(\theta) - EG_{iA}(\theta)))', (g_i(\theta) - Eg_i(\theta))')' \rightarrow_d N(0, V(\theta))$, where $V(\theta) := \lim_{n \rightarrow \infty} var(n^{-1/2} \sum_{i=1}^n ((vec G_{iA}(\theta))', g_i(\theta)'))' \in R^{k(p_A+1) \times k(p_A+1)}$ has full column rank.

In M_θ (vii) write

$$V(\theta) = \begin{pmatrix} \Delta_{AA} & \Delta_A \\ \Delta_A' & \Delta \end{pmatrix}(\theta), \text{ where } \Delta_{AA}(\theta) \in R^{p_A k \times p_A k}.$$

Assumption M_θ (iv) allows the interchange of the order of integration and differentiation in Assumption ID, i.e. $(\partial E\widehat{g}/\partial \theta)(\theta) = E\widehat{G}(\theta)$. It also guarantees that $M_{1n}(\theta) \rightarrow M_1(\theta) := (\partial m_1/\partial \theta)(\theta)$. Assumption ID and M_θ thus imply that

$$E\widehat{G}(\theta) = n^{-1/2} M_{1n}(\theta) + (0, M_2(\beta_0)) \rightarrow (0, M_2(\beta_0)), \quad (3.6)$$

where by ID the limit matrix $(0, M_2(\beta_0))$ is singular of rank p_B . Assumption (v) is comparable to (ii), where $\widehat{\Omega}(\theta) \rightarrow_p \Delta(\theta)$ was assumed and extends (ii) to cross-product terms

in $vecG_{iA}(\theta)$ and $g_i(\theta)$. Assumption (vi) contains additional weak technical conditions that guarantee that certain expressions in the proof of Theorem 4 are asymptotically negligible.

The key assumption is $M_\theta(vii)$ which is a stronger version of $M_\theta(iii)$ and states that a CLT theorem holds simultaneously for the centered $g_i(\theta)$ and part of the derivative matrix, namely $vecG_{iA}(\theta)$. Write $LM_\rho(\theta) = n\hat{g}'\tilde{\Omega}^{-1}D(D'\tilde{\Omega}^{-1}D)^{-1}D'\tilde{\Omega}^{-1}\hat{g}$, where $D = D_\rho(\theta)$ and $\tilde{\Omega} = \tilde{\Omega}(\theta)$. As shown in the proof of Theorem 4, for $\theta = (\alpha', \beta'_0)'$, Assumptions ID, ρ , $M_\theta(i)-(vi)$ and $\hat{G}_A(\theta) := n^{-1} \sum_{i=1}^n G_{iA}(\theta) \rightarrow_p E\hat{G}_A(\theta)$ imply that $D \rightarrow_p -(0, M_2(\beta_0))$. Therefore, the probability limit of $D'\tilde{\Omega}^{-1}D$ is not invertible without renormalisation. Define $D^* := D\Lambda$ where the $p \times p$ diagonal matrix $\Lambda := diag(n^{1/2}, \dots, n^{1/2}, 1, \dots, 1)$ with first p_A diagonal elements equal to $n^{1/2}$ and the remainder equal to unity. Hence,

$$LM_\rho(\theta) = n\hat{g}'\tilde{\Omega}^{-1}D^*(D'^*\tilde{\Omega}^{-1}D^*)^{-1}D'^*\tilde{\Omega}^{-1}\hat{g}. \quad (3.7)$$

In the proof of Theorem 4 we show that under Assumptions ID, ρ and $M_\theta(i)-(vi)$

$$vecD^* = vec(0, -M_2(\beta_0)) + \begin{pmatrix} -I_{kp_A} & \Delta_A(\theta)\Delta(\theta)^{-1} \\ 0 & 0 \end{pmatrix} n^{-1/2} \sum_{i=1}^n \begin{pmatrix} vecG_{iA}(\theta) \\ g_i(\theta) \end{pmatrix} + o_p(1).$$

The additional $M_\theta(vii)$, in particular the full rank assumption on $V(\theta)$, ensures that $D'^*\tilde{\Omega}^{-1}D^*$ has full rank w.p.a.1. Assumption $M_\theta(vii)$ is closely related to Kleibergen's (2001) Assumption 1. Unlike Kleibergen (2001), however, we assume ID which, as just shown, requires that we are specific about which part of the derivative matrix $G_i(\theta)$ together with $g_i(\theta)$ satisfies a CLT with full rank covariance matrix, namely $G_{iA}(\theta)$ which corresponds to the weakly identified parameters. Assumption ID possesses the advantage that we can obtain the asymptotic distribution of the test statistics under fixed alternatives of the form $\theta = (\alpha', \beta'_0)'$ and therefore derive asymptotic power results.

Theorem 4 *Suppose ID, $M_\theta(i)-(vii)$ and ρ hold for $\theta = (\alpha', \beta'_0)'$. Then,*

$$S_\rho(\theta), LM_\rho(\theta) \rightarrow_d (W(\alpha) + \zeta)'(W(\alpha) + \zeta),$$

where the random p -vector $W(\alpha)$ is defined in (A.11) of the Appendix, $\zeta \sim N(0, I_p)$ and W and ζ are independent. We have $W(\alpha_0) \equiv 0$ and therefore

$$S_\rho(\theta_0), LM_\rho(\theta_0) \rightarrow_d \chi^2(p).$$

Remark 1: The proof of Theorem 4 crucially hinges on the fact that $n^{1/2}\lambda(\theta_0)$ and $vecD_\rho(\theta_0)$ (suitably normalized) from the FOC (3.2) are asymptotically jointly normally distributed and, moreover, are asymptotically independent. A similar result is critical also for Kleibergen's (2001) K -statistic which generalizes Brown and Newey's (1998) analysis of efficient GMM moment estimation to the weakly identified set-up. Therefore,

by using an appropriate weighting matrix in the quadratic forms (3.4) and (3.5) that define $S_\rho(\theta_0)$ and $LM_\rho(\theta_0)$, respectively, we immediately obtain the limiting $\chi^2(p)$ null distribution of Theorem 4.

Remark 2: Theorems 3 and 4 provide a straightforward method to construct confidence regions or hypothesis tests on θ_0 . For example, a critical region for a test of the hypothesis $H_0 : \theta = \theta_0$ versus $H_1 : \theta \neq \theta_0$ at significance level r is given by $\{GELR_\rho(\theta_0) \geq \chi_r^2(k)\}$, where $\chi_r^2(k)$ denotes the $(1 - r)$ -critical value from the $\chi^2(k)$ distribution. A $(1 - r)$ -confidence region for θ_0 is obtained by inverting the just-described test, i.e. $\{\theta \in \Theta : GELR_\rho(\theta) \leq \chi_r^2(k)\}$. Confidence regions and hypothesis tests based on $S_\rho(\theta)$ and $LM_\rho(\theta)$ may be constructed in a similar fashion.

Remark 3: Theorems 3 and 4 demonstrate that $GELR_\rho(\theta_0)$, $S_\rho(\theta_0)$ and $LM_\rho(\theta_0)$ are asymptotically pivotal statistics under weak and strong identification. Therefore, the size of tests based on these statistics should not vary much with the strength or weakness of identification in finite samples. However, they also show that under weak identification hypothesis tests based on these statistics are inconsistent. For example, the noncentrality parameter δ does not diverge for increasing sample size and therefore the rejection rate under the alternative does not converge to 1. This is intuitive as when identification is weak one cannot learn much about α_0 from the data.

Remark 4: A drawback of $GELR_\rho(\theta_0)$ is that its limiting null distribution has degrees of freedom equal to k , the number of moment conditions rather than the dimension of the parameter vector. In general, this has a negative impact on the power properties of hypothesis tests based on $GELR_\rho(\theta_0)$ in over-identified situations. On the other hand, the limiting null distribution of $S_\rho(\theta_0)$ and $LM_\rho(\theta_0)$ has degrees of freedom equal to p . Therefore the power of tests based on these statistics should not be negatively affected by a high degree of over-identification. Anderson and Rubin's (1949) AR -statistic has a $\chi^2(k)$ limiting null distribution as well. Kleibergen (2002b) shows that it equals the sum of two independent statistics, namely the K -statistic [Kleibergen (2002a)] and a J -statistic [Hansen (1982)] that test location and misspecification, respectively. *Mutatis mutandis*, a similar decomposition may be given for the $GELR_\rho(\theta_0)$ statistic in terms of $S_\rho(\theta_0)$ or $LM_\rho(\theta_0)$.

Remark 5: SW (Theorem 2) derive the asymptotic distribution under weak identification of the analogue of $GELR_\rho(\theta_0)$ for the (GMM) CUE which is also a $\chi^2(k)$ null distribution. In the i.i.d. context, Qin and Lawless (1994, Theorem 2) propose the statistic $2 \ln R(\hat{\theta}_{EL}) - 2 \ln R(\theta_0)$ to test the hypothesis $H_0 : \theta = \theta_0$ which is shown to be asymptotically distributed as $\chi^2(p)$ under strong identification. However, due to the dependence on $\hat{\theta}_{EL}$, this statistic is no longer asymptotically pivotal and thus leads to size-distorted tests under weak identification.

Example 1 (cont.): Guggenberger (2003) derives the results given in Theorems 3 and 4 under Assumptions Θ , ID', M' and ρ allowing for alternatives $\alpha \in A$ and Pitman drift in the data generating process for the strongly identified parameters to assess the asymptotic power properties of the tests; i.e. ID' holds and for some fixed $b \in R^{p_B}$, $y = Y(\theta_0 + n^{-1/2}(0', b')') + u$. To simplify our presentation here we ignore the possibility of Pitman drift. Results for the i.i.d. linear IV model follow directly from the above theorems because, as is easily shown, Assumptions ID', M', ρ and $V(\theta) > 0$ imply M_θ for any consistent estimator $\tilde{\Omega}(\theta)$ of $\Omega(\theta)$. In particular, $V(\theta)$ has a simple representation. For $\theta = (\alpha', \beta_0')'$, $\Omega(\theta) = \Delta(\theta)$ and $\Delta_{AA}(\theta) = E(V_{iA}V_{iA}' \otimes Z_iZ_i')$, where V_{iA} consists of the first p_A components of V_i in (2.3).

4 Subvector Test Statistics

We now assume that interest is focussed on the subvector $\alpha_0 \in R^{p_A}$ of $\theta_0 = (\alpha_0', \beta_0')'$. However, we no longer maintain Assumption ID. In particular, α_0 may not necessarily be weakly identified.

To adapt the test statistics of section 3 to the subvector case, the basic idea is to replace β by a GEL estimator $\hat{\beta}(\alpha)$. To make this idea more rigorous, define the GEL estimator $\hat{\beta}(\alpha)$ for β_0

$$\hat{\beta}(\alpha) := \arg \min_{\beta \in B} \sup_{\lambda \in \hat{\Lambda}_n(\alpha', \beta')'} \hat{P}((\alpha', \beta')', \lambda). \quad (4.1)$$

We usually write $\hat{\beta}$ for $\hat{\beta}(\alpha)$ where there is no ambiguity. A requirement of the analysis below is that $\hat{\beta} \rightarrow_p \beta_0$ if $\alpha = \alpha_0$. Therefore, we assume that the nuisance parameters β_0 which are not involved in the hypothesis under test are strongly identified; see Theorem 2. On the other hand, the components of α_0 can be weakly or strongly identified and in Assumption ID $_\alpha$ below we assume the former holds for α_{01} and the latter for α_{02} , where $\alpha_0 = (\alpha_{01}', \alpha_{02}')'$.⁹ The main advantage of the subvector test statistics introduced in this section is that asymptotically they have accurate sizes independent of whether α_0 is weakly or strongly identified. This property is not shared by classical tests based on Wald, likelihood ratio or Lagrange multiplier statistics. In general, they have correct size only if θ_0 is strongly identified.

Let $\theta = (\alpha_1', \alpha_2', \beta_0')'$, where $\alpha_j \in A_j$, $A_j \subset R^{p_{A_j}}$, ($j = 1, 2$), $p_{A_1} + p_{A_2} = p_A$ and $\beta \in B$, $B \subset R^{p_B}$. Also let $\mathcal{N} \subset A_2 \times B$ be an open neighborhood of (α_{02}, β_0) .

Assumption A: The true parameter $\theta_0 = (\alpha_{01}', \alpha_{02}', \beta_0')'$ is in the interior of the compact space Θ , where $\Theta = A_1 \times A_2 \times B$.

Assumption ID $_\alpha$: (i) $E\hat{g}(\theta) = n^{-1/2}m_{1n}(\theta) + m_2(\alpha_2, \beta)$, where $m_{1n}, m_1 : \Theta \rightarrow R^k$ and $m_2 : A_2 \times B \rightarrow R^k$ are continuous functions such that $m_{1n}(\theta) \rightarrow m_1(\theta)$ uniformly

on Θ , $m_1(\theta_0) = 0$ and $m_2(\alpha_2, \beta) = 0$ if and only if $(\alpha_2, \beta) = (\alpha_{02}, \beta_0)$; **(ii)** $m_2 \in C^1(\mathcal{N})$; **(iii)** Let $M_2(\cdot) := (\partial m_2 / \partial(\alpha'_2, \beta'))'(\cdot) \in R^{k \times (p_{A_2} + p_B)}$. $M_2(\alpha_{02}, \beta_0)$ has full column rank $p_{A_2} + p_B$.

Assumption ID_α implies α_{01} and (α_{02}, β_0) are weakly and strongly identified, respectively.

Let

$$\widehat{\theta}_\alpha := (\alpha', \widehat{\beta}(\alpha)')' \text{ and } \theta_{\alpha\beta} := (\alpha', \beta')'.$$

We now introduce the subvector statistics. Recall the definition of $GELR_\rho(\theta)$ in (3.1). The $GELR_\rho$ subvector test statistic is given by

$$GELR_\rho^{sub}(\alpha) := GELR_\rho(\widehat{\theta}_\alpha).$$

We need the following technical assumptions for our derivation of its asymptotic distribution. To obtain theoretical power properties, we again allow a fixed alternative for the weakly identified components, α_{01} here.

For $a_1 \in A_1$ let $a := (a'_1, \alpha'_{02})'$. Let $\mathcal{M} \subset B$ be an open neighborhood of β_0 .

Assumption M_α : **(i)** $\max_{1 \leq i \leq n} \sup_{\beta \in B} \|g_i(\theta_{a\beta})\| = o_p(n^{1/2})$; **(ii)** $\sup_{\beta \in B} \|\widehat{\Omega}(\theta_{a\beta}) - \Gamma(\theta_{a\beta})\| \rightarrow_p 0$ for some matrix $\Gamma(\cdot)$ that is uniformly bounded on $\{\theta_{a\beta} : \beta \in B\}$, continuous at $\theta_{a\beta_0}$ and $\Gamma(\theta_{a\beta_0}) = \Delta(\theta_{a\beta_0}) > 0$ and $n^{-1} \sum_{i=1}^n \|g_i(\theta_{a\beta_0})g_i(\theta_{a\beta_0})'\| = O_p(1)$; **(iii)** $\Psi_n(\theta_{a\beta_0}) \rightarrow_d \Psi(\theta_{a\beta_0})$, where $\Psi(\theta_{a\beta_0}) \equiv N(0, \Delta(\theta_{a\beta_0}))$; **(iv)** $\widehat{G}_B(\cdot) := n^{-1} \sum_{i=1}^n (\partial g_i / \partial \beta)(\cdot)$ exists at $\theta_{a\beta}$ a.s. for each $\beta \in \mathcal{M}$, $\widehat{g}(\theta_{a\beta})$ is integrable for all $\beta \in \mathcal{M}$, $\sup_{\beta \in \mathcal{M}} \|\widehat{G}_B(\theta_{a\beta})\|$ is integrable, $\partial m_{1n} / \partial \beta(\cdot)$ is continuous at $\theta_{a\beta}$ a.s. for each $\beta \in \mathcal{M}$ and $\partial m_{1n} / \partial \beta(\theta_{a\beta})$ converges uniformly over $\beta \in \mathcal{M}$ to some function; **(v)** $\widehat{g}(\theta_{a\beta}) \rightarrow_p E\widehat{g}(\theta_{a\beta})$ uniformly over $\beta \in B$, $\widehat{G}_B(\theta_{a\beta}) \rightarrow_p E\widehat{G}_B(\theta_{a\beta})$ uniformly over $\beta \in \mathcal{M}$; **(vi)** $\sup_{\beta \in \mathcal{M}} n^{-1} \sum_{i=1}^n \|G_{iB}(\theta_{a\beta})\| = O_p(1)$.

Mutatis mutandis M_α has the same interpretation as M_θ . For example M_α (ii) guarantees that $\lambda_{\max}(\widehat{\Omega}(\widehat{\theta}_a))$ is bounded and $\lambda_{\min}(\widehat{\Omega}(\widehat{\theta}_a))$ is bounded away from zero w.p.a.1 while M_α (iv) and ID_α imply that for $\beta \in \mathcal{M}$ we have $E\widehat{G}_B(\theta_{a\beta}) = n^{-1/2}(\partial m_{1n} / \partial \beta)(\theta_{a\beta}) + (\partial m_2 / \partial \beta)(\alpha_{02}, \beta) \rightarrow (\partial m_2 / \partial \beta)(\alpha_{02}, \beta)$. By ID_α this last matrix has full column rank for $\beta = \beta_0$. If we assume that the $G_{iB}(\theta_{a\beta})$, ($i = 1, \dots, n$), viewed as functions of β , are continuous at β_0 a.s., then we can simplify M_α (vi) to $n^{-1} \sum_{i=1}^n \|G_{iB}(\theta_{a\beta_0})\| = O_p(1)$. A similar comment holds for the assumptions in the continuation of M_α below.

Theorem 5 Assume $1 \leq p_A < p$. Suppose Assumptions A , ID_α , M_α (i)-(vi) and ρ hold for some $a_1 \in A_1$ and $a = (a'_1, \alpha'_{02})'$. Then,

$$GELR_\rho^{sub}(a) \rightarrow_d \chi^2(k - p_B, \delta),$$

where the noncentrality parameter δ is given by

$$\delta := m_1(\theta_{a\beta_0})' \Delta(\theta_{a\beta_0})^{-1} M_{M_{2\beta}(\alpha_{02}, \beta_0)}(\Delta(\theta_{a\beta_0})) m_1(\theta_{a\beta_0}),$$

where $M_{2\beta}(\cdot) := (\partial m_2 / \partial \beta)(\cdot) \in R^{k \times p_B}$. In particular,

$$GELR_\rho^{sub}(\alpha_0) \rightarrow_d \chi^2(k - p_A).$$

Theorem 5 confirms that the subvector statistic $GELR_\rho^{sub}(\alpha_0)$, like the full vector statistic $GELR_\rho(\theta_0)$, is asymptotically pivotal. As above, this result can be used to construct hypothesis tests and confidence regions for α_0 .

We now generalize the statistics S_ρ and LM_ρ to the subvector case. The asymptotic variance matrices of $n^{1/2}\widehat{g}(\widehat{\theta}_\alpha)$ and $n^{1/2}\lambda(\widehat{\theta}_\alpha)$ differ from those of $n^{1/2}\widehat{g}(\theta_{\alpha\beta_0})$ and $n^{1/2}\lambda(\theta_{\alpha\beta_0})$. Therefore different weighting matrices are required in the quadratic forms defining these subvector statistics. In the Appendix (proof of Theorem 6) it is shown that for $a = (a'_1, \alpha'_{02})'$, $\lambda(\widehat{\theta}_a) = \arg \max_{\lambda \in \widehat{\Lambda}_n(\widehat{\theta}_a)} \widehat{P}(\widehat{\theta}_a, \lambda)$ exists w.p.a.1 and that $n^{1/2}\lambda(\widehat{\theta}_a)$ is asymptotically normal with covariance matrix $M(a)$, where for $\alpha = (\alpha'_1, \alpha'_2)' \in R^{p_A}$

$$M(\alpha) := \Delta(\theta_{\alpha\beta_0})^{-1} M_{M_{2\beta}(\alpha_2, \beta_0)}(\Delta(\theta_{\alpha\beta_0})). \quad (4.2)$$

The first p_A elements of the FOC (3.2), evaluated at $\widehat{\theta}_a$, are

$$\lambda(\widehat{\theta}_a)' \sum_{i=1}^n \rho_1(\lambda(\widehat{\theta}_a)' g_i(\widehat{\theta}_a)) G_{iA}(\widehat{\theta}_a) / n = 0'. \quad (4.3)$$

For $\alpha \in R^{p_A}$, let

$$D_\rho(\alpha) := \sum_{i=1}^n \rho_1(\lambda(\widehat{\theta}_\alpha)' g_i(\widehat{\theta}_\alpha)) G_{iA}(\widehat{\theta}_\alpha) / n \in R^{k \times p_A}, \quad (4.4)$$

which coincides with the definition of $D_\rho(\theta)$ (3.3) when α is the full vector θ . Similarly to $S_\rho(\theta)$ (3.4) the subvector test statistic $S_\rho^{sub}(\alpha)$ is constructed as a quadratic form in the vector $\lambda(\widehat{\theta}_\alpha)' D_\rho(\widehat{\theta}_\alpha)$ from (4.3) with weighting matrix given by $M(\alpha)$ in (4.2). Let $\widetilde{M}(\alpha)$ be an estimator of $M(\alpha)$ that is given by replacing the expressions $\Delta(\theta_{\alpha\beta_0})$ and $M_{2\beta}(\alpha_2, \beta_0)$ in $M(\alpha)$ by consistent estimators, $\widetilde{\Omega}$ and \widetilde{M}_2 say. By Assumptions M_α (ii) and M_α (vii) below we may choose $\widehat{\Omega}(\widehat{\theta}_a)$ for $\widetilde{\Omega}$ and $\widehat{G}_{A_2}(\widehat{\theta}_a)$ for \widetilde{M}_2 when $\alpha = a = (a'_1, \alpha'_{02})'$, where $\widehat{G}_{A_j}(\theta) := n^{-1} \sum_{i=1}^n (\partial g_i / \partial \alpha_j)(\theta)$, ($j = 1, 2$). Hence,

$$S_\rho^{sub}(\alpha) := n \lambda(\widehat{\theta}_\alpha)' D_\rho(\alpha) \left(D_\rho(\alpha)' \widetilde{M}(\alpha) D_\rho(\alpha) \right)^{-1} D_\rho(\alpha)' \lambda(\widehat{\theta}_\alpha).$$

The statistic $LM_\rho^{sub}(\alpha)$ is constructed like $S_\rho^{sub}(\alpha)$ but replaces $\lambda(\widehat{\theta}_\alpha)$ by $-\widetilde{\Omega}^{-1} \widehat{g}(\widehat{\theta}_\alpha)$. Thus,

$$LM_\rho^{sub}(\alpha) := n \widehat{g}(\widehat{\theta}_\alpha)' \widetilde{\Omega}^{-1} D_\rho(\alpha) \left(D_\rho(\alpha)' \widetilde{M}(\alpha) D_\rho(\alpha) \right)^{-1} D_\rho(\alpha)' \widetilde{\Omega}^{-1} \widehat{g}(\widehat{\theta}_\alpha).$$

Let $a = (a'_1, \alpha'_{02})'$ and $\mathcal{M} \subset B$ be an open neighborhood of β_0 .

Assumption M_α : (cont.) (vii) $\widehat{G}_{A_1}(\theta_{a\beta})$ viewed as a function in β is continuously differentiable at β a.s. for each $\beta \in \mathcal{M}$, $(\partial \text{vec} \widehat{G}_{A_1} / \partial \beta)(\theta_{a\beta}) \rightarrow_p E(\partial \text{vec} \widehat{G}_{A_1} / \partial \beta)(\theta_{a\beta}) = (\partial E \text{vec} \widehat{G}_{A_1} / \partial \beta)(\theta_{a\beta})$, $\widehat{G}_A(\theta_{a\beta}) \rightarrow_p E \widehat{G}_A(\theta_{a\beta}) = (\partial E \widehat{g} / \partial \alpha)(\theta_{a\beta})$, $(\partial \text{vec}(\partial m_{1n} / \partial \alpha_1) / \partial \beta)(\theta_{a\beta}) \rightarrow (\partial \text{vec}(\partial m_1 / \partial \alpha_1) / \partial \beta)(\theta_{a\beta})$, where convergence is uniform over $\beta \in \mathcal{M}$ in all cases, $\partial m_{1n} / \partial \alpha(\cdot)$ is continuous at $\theta_{a\beta}$ a.s. for each $\beta \in \mathcal{M}$ and $\partial m_{1n} / \partial \alpha(\theta_{a\beta})$ converges uniformly over $\beta \in \mathcal{M}$ to some function; **(viii)** $n^{-1} \sum_{i=1}^n (\text{vec} G_{iA_1}(\theta_{a\beta})) g'_i(\theta_{a\beta}) \rightarrow_p \Phi(\theta_{a\beta})$ uniformly over $\beta \in \mathcal{M}$ for some matrix $\Phi(\cdot)$ that is continuous at $\theta_{a\beta_0}$ and satisfies $\Phi(\theta_{a\beta_0}) = \Delta_{A_1}(\theta_{a\beta_0})$ ($\Delta_{A_1}(\cdot)$ is defined in (x) below), $\widetilde{\Omega}(\widehat{\theta}_a) \rightarrow_p \Delta(\theta_{a\beta_0})$; **(ix)** $n^{-1} \sum_{i=1}^n \|G_{iA_1}(\theta_{a\beta})\| \|g_i(\theta_{a\beta})\| = O_p(1)$, $n^{-3/2} \sum_{i=1}^n \|G_{iA_2}(\theta_{a\beta})\| \|g_i(\theta_{a\beta})\| = o_p(1)$ uniformly over $\beta \in \mathcal{M}$; **(x)** $n^{-1/2} \sum_{i=1}^n ((\text{vec}(G_{iA_1}(\theta_{a\beta_0}) - EG_{iA_1}(\theta_{a\beta_0})))', (g_i(\theta_{a\beta_0}) - Eg_i(\theta_{a\beta_0}))')' \rightarrow_d N(0, V^\alpha(\theta_{a\beta_0}))$, where $V^\alpha(\theta_{a\beta_0})$ is the appropriate submatrix of $V(\theta_{a\beta_0})$ defined in M_θ (vii). $V^\alpha(\theta_{a\beta_0})$ is full column rank.

In M_α (x) write

$$V^\alpha(\theta) = \begin{pmatrix} \Delta_{A_1 A_1} & \Delta_{A_1} \\ \Delta'_{A_1} & \Delta \end{pmatrix}(\theta), \text{ where } \Delta_{A_1 A_1}(\theta) \in R^{p_{A_1} k \times p_{A_1} k}.$$

M_α (x) is the key assumption and plays a similar role to M_θ (vii) above. M_α (vii) extends (iv) by explicitly assuming that integration and differentiation can be exchanged in the expectation of $\widehat{G}_{A_1}(\theta_{a\beta})$ whereas (iv) gave primitive conditions that imply that exchange holds for $\widehat{g}(\theta_{a\beta})$. M_α (v), (vii) and ID_α imply that $(\partial \text{vec} \widehat{G}_{A_1} / \partial \beta)(\widehat{\theta}_a) \rightarrow_p 0$ which is an important result used in the proof of the next theorem; in a linear model this result is trivially true because $\partial \text{vec} \widehat{G}_{A_1} / \partial \beta \equiv 0$. Assumptions M_α (vii)-(x) are analogous to M_θ (iv)-(vii) with A_1 and A_2 now playing the roles of A and B , respectively.

Theorem 6 Assume $1 \leq p_A < p$. Suppose Assumptions A , ID_α , $M_\alpha(i)$ -(x) and ρ hold for $a = (a'_1, \alpha'_{02})'$ for $a_1 \in A_1$. Then,

$$S_\rho^{sub}(a), LM_\rho^{sub}(a) \rightarrow_d (W_\alpha(a) + \zeta_\alpha)'(W_\alpha(a) + \zeta_\alpha),$$

where the random p_A -vector $W_\alpha(\alpha)$ is defined in (A.22) of the Appendix, $\zeta_\alpha \sim N(0, I_{p_A})$ and ζ_α and W_α are independent. We have $W_\alpha(\alpha_0) \equiv 0$ and therefore

$$S_\rho^{sub}(\alpha_0), LM_\rho^{sub}(\alpha_0) \rightarrow_d \chi^2(p_A).$$

Remark 1: The subvector statistics are asymptotically pivotal when elements of α_0 are arbitrarily weakly or strongly identified. This result can be used for the construction of test statistics or confidence regions that have correct size or coverage probabilities asymptotically, independent of the strength or weakness of identification of α_0 . Compared

to Kleibergen's (2001) GMM-subvector statistic the statistics $S_\rho^{sub}(a)$ and $LM_\rho^{sub}(a)$ are appealing due to their compact formulation.

Remark 2: Even though it is unclear how the asymptotic distribution of these test statistics might be derived without assuming strong identification of β_0 , it is obvious neither $S_\rho^{sub}(\alpha_0)$ nor $LM_\rho^{sub}(\alpha_0)$ would converge to a $\chi^2(p_A)$ random variable. In general the quantities $n^{1/2}\lambda(\hat{\theta}_{\alpha_0})$ in $S_\rho^{sub}(\alpha_0)$ and $n^{1/2}\hat{g}(\hat{\theta}_{\alpha_0})$ in $LM_\rho^{sub}(\alpha_0)$ are no longer asymptotically normal because of their dependence on the GEL estimator $\hat{\beta}(\alpha_0)$, which as a direct consequence of Theorem 2 has a nonstandard limiting distribution if β_0 is not strongly identified. Moreover, the subvector version of Kleibergen's (2001) K -statistic also experiences the same problem in these circumstances as the (GMM) CUE of β_0 has a nonnormal limiting distribution under weak identification; see SW. Somewhat surprisingly, however, Monte Carlo simulations by the authors (not reported here) for the subvector statistic $LM_\rho^{sub}(\alpha_0)$ indicate that its size properties are not much affected by the strength or weakness of identification of β_0 . Zivot, Startz, and Nelson (2003) report similar findings from Monte Carlo simulations for Kleibergen's (2001) subvector test statistic.

Example 1 (cont.): Guggenberger (2003) derives the corresponding results. Note that Assumptions Θ , ID', M', ρ and also assuming that $V^\alpha(\theta_{a\beta_0})$ is full column rank imply Assumption M_α . In the linear model the components of $V^\alpha(\theta_{a\beta_0})$ can be easily calculated. For example, $\Delta_{A_1A_1} = E(V_{iA_1}V_{iA_1}' \otimes Z_iZ_i')$, where V_{iA_1} is the subvector of V_i that contains its first p_{A_1} components. Let $Y = (X, W)$ denote the partition of the included variables of the structural equation into exogenous and endogenous variables. Partition $\theta_0 = (\theta'_{X0}, \theta'_{W0})'$ and $\theta = (\theta'_X, \theta'_W)'$ conformably. Valid inference is possible on any subvector of θ_{W0} if the appropriate assumptions given above are fulfilled. Unfortunately, if the dimension of the parameter vector not subject to test is large, then the argmin-sup problem in (4.1) is computationally very involved. Premultiplication of equation (2.2) by M_X should ameliorate this problem through the elimination of the exogenous variables; i.e. $M_X y = M_X W \theta_{W0} + M_X u$. If Assumption M_α holds for $\theta_{W0} = (\alpha_{W0}, \beta_{W0})$ and $g_i(\theta_W) := M'_{X,i}(y - W\theta_W)Z_i$, where $M_{X,i}$ denotes the i^{th} row of M_X written as a column vector, valid inference may be undertaken on α_{W0} .

5 Simulation Evidence

To assess the efficacy of the hypothesis tests introduced in Theorems 3 and 4, we conduct a set of Monte Carlo experiments. The data generating process (DGP) is given by model (2.2) considered in Example 1 above and is similar to that in Kleibergen (2002a, p.1791); viz.

$$y = Y\theta_0 + u, \quad (5.1)$$

$$Y = Z\Pi + V.$$

There is a single right hand side endogenous variable and no included exogenous variables, $p = 1$, $Z \sim N(0, I_k \otimes I_n)$, where k is the number of instruments and n the sample size. In the just-identified case, that is, $k = 1$, $\Pi = \Pi_1$ whereas, in the over-identified case, $k > 1$, $\Pi = (\Pi_1, 0)'$, i.e. irrelevant instruments are added.

Interest focuses on testing the scalar null hypothesis $H_0 : \theta_0 = 0$ versus the alternative hypothesis $H_1 : \theta_0 \neq 0$.

5.1 Error Distributions

We examine several distributions for (u, V) to investigate the robustness of the test statistics to potentially different features of the error distribution. All designs are constructed from Design (I) obtained by modifying the distribution of the structural error u .

- Design (I): $(u, V)' \sim N(0, \Sigma \otimes I_n)$, where $\Sigma \in R^{2 \times 2}$ with diagonal elements unity and off-diagonal elements ρ_{uV} .
- Design (II): u_i in Design (I) is modified as $u_i/(w_i/r)^{1/2}$, where w_i is a $\chi^2(r)$ random variable independent of u_i and V_i , i.e. u_i is t_r -distributed. We fix $r = 2$.
- Design (III): modifies Design (I) by exchanging $u_i^2 - 1$ for u_i , i.e. u_i is a recentered $\chi^2(1)$ random variable.
- Design (IV): u_i from Design (I) is replaced by $B_i |u_i + 2| - (1 - B_i) |u_i - 2|$ where B_i is Bernoulli (.5,.5) distributed and independent of all other random variables.

Design (II) examines the robustness of the performance of the test statistics to thick tailed distributions for the structural equation error. Design (III) examines robustness with respect to asymmetric structural error distributions. In Design (IV) the structural error u_i is bimodal with peaks at -2 and $+2$.

In addition, the impact of conditional heteroskedasticity on the performance of the test statistics is examined. Designs (I_{HET})-(IV_{HET}) modify Designs (I)-(IV) respectively replacing u_i by $u_i = ||Z_i||u_i$.

5.2 Test Statistics

We calculate three versions of the statistic $GELR_\rho(\theta)$ (3.1), for $\rho(v) = -(1+v)^2/2$ (CUE), $\rho(v) = \ln(1 - v)$ (EL) and $\rho(v) = -\exp v$ (ET). We also consider the corresponding versions for each of $S_\rho(\theta)$ (3.4) and $LM_\rho(\theta)$ (3.5) with $\tilde{\Omega}(\theta)$ replaced by $\hat{\Omega}(\theta)$. As noted above, for CUE, $S_\rho(\theta)$ and $LM_\rho(\theta)$ are then numerically identical. Theorems 3 and 4 present the asymptotic null distributions of these statistics.¹⁰

Additional statistics considered are the Anderson-Rubin test statistic (AR), see Anderson and Rubin (1949),

$$AR(\theta) := (y - Y\theta)'P_Z(y - Y\theta)/s_{uu}(\theta),$$

where $s_{uu}(\theta) := (y - Y\theta)'M_Z(y - Y\theta)/(n - k)$ and the K -statistic proposed by Kleibergen (2002a),¹¹

$$K(\theta) := (y - Y\theta)'P_{\tilde{Y}(\theta)}(y - Y\theta)/s_{uu}(\theta),$$

where $\tilde{Y}(\theta) := Z\tilde{\Pi}(\theta)$, $\tilde{\Pi}(\theta) = (Z'Z)^{-1}Z'[Y - (y - Y\theta)s_{uV}(\theta)/s_{uu}(\theta)]$ and $s_{uV}(\theta) := (y - Y\theta)'M_Z Y/(n - k)$. Under $H_0 : \theta_0 = 0$, $AR(\theta) \rightarrow_d \chi^2(k)$ and $K(\theta) \rightarrow_d \chi^2(p)$. In the just-identified case $k = p = 1$, the AR - and K -statistics coincide.

We also examine Moreira's (2003) conditional likelihood ratio test which for (5.1) is given by

$$LR_M := \frac{1}{2}[\bar{S}'\bar{S} - \bar{T}'\bar{T} + \{(\bar{S}'\bar{S} + \bar{T}'\bar{T})^2 - 4(\bar{S}'\bar{S}\bar{T}'\bar{T} - (\bar{S}'\bar{T})^2)\}^{1/2}],$$

where $\bar{S} := (Z'Z)^{-1/2}S(b_0'\hat{\Lambda}b_0)^{-1/2}$, $\bar{T} := (Z'Z)^{-1/2}T(a_0'\hat{\Lambda}^{-1}a_0)^{-1/2}$, $S := Z'(y - Y\theta_0)$, $T := Z'(y, Y)\hat{\Lambda}^{-1}a_0$, $a_0 := (\theta_0, 1)'$, $b_0 := (1, -\theta_0)'$ and $\hat{\Lambda} := (y, Y)'M_Z(y, Y)/(n - k)$. Moreira (2003) suggests a simulation method to find the critical value for LR_M conditional on $\bar{T}'\bar{T} = \bar{t}'\bar{t}$ from which a hypothesis test with exact size may be formulated for the normal model with known reduced form covariance matrix Λ .¹²

Finally, we consider two versions of the two-stage least squares (2SLS) Wald statistic, see for example Wooldridge (2002, p. 98, 100), one assuming homoskedastic errors and the other robust to conditional heteroskedasticity

$$2SLS_{HOM} := \hat{\theta}'W^{-1}\hat{\theta}, \quad 2SLS_{HET} := \hat{\theta}'W_{HET}^{-1}\hat{\theta},$$

where $\hat{\theta} := (Y'P_ZY)^{-1}Y'P_Zy$, $W := \hat{\sigma}^2(Y'P_ZY)^{-1}$, $\hat{\sigma}^2 := (n - k)^{-1}\sum_{i=1}^n \hat{u}_i^2$, $\hat{u}_i := y_i - Y_i'\hat{\theta}$, ($i = 1, \dots, n$) and $W_{HET} := n(Y'P_ZY)^{-2}(\sum_{i=1}^n \hat{u}_i^2(P_ZY)_i^2)/(n - k)$ is a conditional heteroskedasticity robust estimator for the variance of $\hat{\theta}$. Both Wald statistics are asymptotically distributed as $\chi^2(1)$ under $H_0 : \theta = \theta_0$ and strong identification.

5.3 Size Comparison

Empirical sizes are calculated using 5% asymptotic critical values for all of the above statistics for DGPs (5.1) corresponding to all 54 possible combinations of sample size $n = 50, 100, 250$, number of instruments $k = 1, 5, 10$, structural and reduced form error correlation $\rho_{uV} = 0.0, 0.5, 0.99$, and reduced form coefficient $\Pi_1 = 0.1, 1.0$ for Designs (I)-(IV) and (I_{HET})-(IV_{HET}).¹³

We use $R = 3,000$ replications of each DGP. We also use 3,000 realizations each of $\chi^2(1)$ and $\chi^2(k - 1)$ random variables to simulate the critical values of Moreira's LR_M

statistic. For the results reported in the Tables 1 and 2 below we use $R = 10,000$ replications. We refer to $\Pi_1 = 0.1$ and 1.0 as the “weak” and “strong” instrument cases, respectively. The value of ρ_{uV} allows the degree of endogeneity of Y to be varied. While for $\rho_{uV} = 0$, Y is exogenous, Y is strongly endogenous for $\rho_{uV} = .99$. We include the just-identified case, $k = 1$, and two over-identified-cases, $k = 5$ and 10 .

Table 1 about here

We now turn to describe the results for Design (I) given in Table 1 which exclude those for AR , $GELR_{ET}$, S_{ET} and LM_{ET} . For $k = 1$, AR coincides with K and, for $k > 1$, we find that in most cases K has better size properties than AR . The qualitative features of the size results for $GELR_{ET}$, S_{ET} and LM_{ET} are identical to their EL counterparts.

Firstly, we consider the separate effects of Π_1 , n , ρ_{uV} and k on the size results.

The most important finding is that the empirical sizes of all statistics except $2SLS$ show little or no dependence on Π_1 ; (some additional Monte Carlo results show that this even holds true for the completely unidentified case where $\Pi_1 = 0$). However, those for $2SLS$ depend crucially on the strength or weakness of identification. While for $\Pi_1 = 1.0$, $2SLS$ has reliable size properties for many cases, with weak instruments sizes range over the entire interval, 0% to 100%.

In general, increasing n leads to more accurate size across all statistics. This holds especially true for those that are poor for smaller n . For example, the $2SLS$ statistics, $GELR_{EL}$ and S_{EL} severely over-reject in over-identified and strongly endogenous cases when $n = 50$. Even though they still over-reject for $n = 250$, the rejection rates are much closer to the 5% significance level.

It is easily shown that the rejection rates under the null hypothesis for AR and $GELR_\rho$ are independent of the value of ρ_{uV} . The slight dependence of the size results in Table 1 on ρ_{uV} results from the use of different samples. For all the remaining statistics except for $2SLS$, there does not appear to be a clear pattern for how ρ_{uV} affects their size properties. Moreover, there is little dependence of the results on ρ_{uV} . However, for $2SLS$, increasing ρ_{uV} leads to severe over-rejection when combined with over-identification, especially so in the weak instrument case.

Increasing the number of instruments k usually leads to over-rejection for $2SLS$, $GELR_{EL}$ and S_{EL} . For $2SLS$ this is especially true under weak identification and/or strong endogeneity. All the other statistics show little dependence on k .

We now turn to a comparison of performance across statistics. The $2SLS$ statistics should not be used with weak instruments or in strongly endogenous over-identified situations. In all other cases, $2SLS$ has very competitive size properties. Using $2SLS_{HET}$ instead of $2SLS_{HOM}$ usually slightly increases the rejection rates. The statistics $GELR_{EL}$ and S_{EL} severely over-reject in over-identified problems when the sample size is small. Overall, then, the statistics LM_{EL} , LM_{CUE} , $GELR_{CUE}$, K and LR_M lead to the best size

results. Across the 54 experiments in Table 1, the sizes of LM_{EL} , LM_{CUE} , $GELR_{CUE}$, K and LR_M are in the intervals [3.7,6.3], [1.4,5.3], [1.4,5.3], [4.9,8.5] and [4.7,9.3], respectively. While LM_{CUE} and $GELR_{CUE}$ tend to under-reject, especially in over-identified situations, K and LR_M usually slightly over-reject. In 26 of the 54 cases, the size of LM_{EL} comes closest to the 5% significance level across all the statistics. The corresponding numbers for LM_{CUE} , $GELR_{CUE}$, K and LR_M are 5, 5, 19 and 13. Based on Design (I), LM_{EL} seems to have a slight advantage over the remaining statistics.

Table 2 about here

We now discuss the size results for Design (I_{HET}) summarized in Table 2. As most findings are similar to those discussed for Design (I), we only describe the new features.

The statistics $2SLS_{HOM}$, K and LR_M perform uniformly worse as compared to Design (I). Tests based on these statistics severely over-reject, especially in the just-identified case. Their performance does not improve when n increases. Rejection rates of the three tests across the 54 combinations are in the intervals [0.9,100], [7.5,26.9] and [7.4,26.8], respectively. In contrast, the size properties of $2SLS_{HET}$ and statistics based on GEL methods do not appear to be negatively influenced by the presence of conditional heteroskedasticity. This is to be expected from our earlier theoretical discussion of the GEL statistics which does not assume conditional homoskedasticity. Of course, $2SLS_{HET}$ still suffers in weakly identified models and $GELR_{EL}$ and S_{EL} perform poorly in over-identified situations for small n . Rejection rates of the three test statistics LM_{EL} , LM_{CUE} and $GELR_{CUE}$ across the 54 experiments are in the intervals [3.5,6.5], [1.4,5.0] and [1.1,5.0], respectively.

In summary, the only statistics with accurate size properties across all experiments of Designs (I) and (I_{HET}) are LM_{EL} , LM_{CUE} and $GELR_{CUE}$. Based on the above results it seems that LM_{EL} enjoys a slight advantage over the other two. From the 108 cases in Tables 1 and 2 the empirical size of LM_{EL} is closest to the nominal 5% in 74 cases across all statistics.

The qualitative features of the size results for Designs (II)-(IV) and (II_{HET})-(IV_{HET}) are generally very similar to their normal counterparts of Designs (I) and (I_{HET}). For this reason, we do not include additional tables for these designs. One striking difference however occurs for $2SLS$ under weak identification with $\chi^2(1)$ (Design (III)) and bimodal errors (Design (IV)). Rejection rates across these 54 combinations for $2SLS_{HOM}$ are in the intervals [0.1,7.1] and [0.0,5.4], respectively. While with normal errors and weak identification $2SLS$ severely over-rejects, with these error distributions it severely under-rejects.

To summarise this size study, LM_{EL} , LM_{CUE} and $GELR_{CUE}$ have reliable size properties across all designs which appear independent of both the strength or weakness of identification and possible conditional heteroskedasticity. $2SLS$ performs very poorly

in the presence of weak instruments. Using $2SLS_{HET}$ instead of $2SLS_{HOM}$ significantly improves the size properties when there is conditional heteroskedasticity and only slightly worsens the size properties in its absence. The statistics K and LR_M perform well in homoskedastic cases but poorly otherwise.

5.4 Power Comparison

Empirical power curves are calculated for the above statistics and DGPs (5.1) corresponding to all 16 possible combinations of sample size $n = 100, 250$, number of instruments $k = 5, 10$, structural and reduced form error correlation $\rho_{uV} = 0.5, 0.99$ and reduced form coefficient $\Pi_1 = 0.1, 1.0$ for each of the error distributions of Designs (I)-(III). Except for LR_M , we report size-corrected power curves at the 5% significance level, using critical values calculated in the size comparison above. We do so because size-correction of LR_M is not straightforward due to the conditional construction of LR_M and, as shown above, for Designs (I)-(III), LR_M has empirical size very close to nominal at the 5% significance level.

We use $R = 1,000$ replications from the DGP (5.1) with various values of the true value θ_0 . The null hypothesis under test is again $H_0 : \theta_0 = 0$. For weak identification ($\Pi_1 = 0.1$), θ_0 takes values in the interval $[-4.0, 4.0]$ while, with strong identification ($\Pi_1 = 1.0$), $\theta_0 \in [-0.4, 0.4]$. We use 1,000 realizations each of $\chi^2(1)$ and $\chi^2(k-1)$ random variables to simulate the critical values of LR_M . For those results reported in the figures below, we use 10,000 replications from (5.1).

Detailed results are presented only for the statistics LM_{EL} , K , LR_M and $2SLS_{HET}$. The statistics LM_{CUE} , LM_{EL} and LM_{ET} display a very similar performance across almost all scenarios. We therefore only report results for LM_{EL} . We do not report power results for the statistics S_{EL} and S_{ET} because, as seen above, their size properties appear to be quite poor for the sample sizes considered here. When $k = 1$, AR and K are numerically identical. In over-identified cases, K generally performs better than AR . We therefore do not report results for AR ; see Kleibergen (2002a) for a comparison of K and AR . Similarly, $GELR_{CUE}$ is numerically identical to LM_ρ for $k = 1$ but leads to a less powerful test for $k > 1$. Also EL and ET versions of $GELR_\rho$ have rather unreliable size properties for the sample sizes considered here. Therefore we do not report detailed results for $GELR_\rho$.

We firstly focus on the separate effects of Π_1, n, ρ_{uV} and k on power.

With strong identification all statistics have a U-shaped power curve. With the exception of $2SLS_{HET}$, the lowest point of the power curve is usually achieved at $\theta_0 = 0$. In Designs (I) and (II), $2SLS_{HET}$ is usually biased, taking on its lowest value at a negative θ_0 value in the interval $[-0.2, 0.0]$. When θ_0 is weakly identified, the power curves of LM_{EL} , K and LR_M are generally very flat across all θ_0 values, often only slightly exceeding the significance level of the test. This is especially true for LM_{EL} and K but less so for LR_M .

which is generally more powerful than the other two statistics in this situation. There is one exception when the power of the three tests is high. In Design (I) with $\rho_{uV} = 0.99$, while being flat at about 5% for positive θ_0 values, the power curves reach a sharp peak of almost 100% around $\theta_0 = -1$.¹⁴ For negative θ_0 values with $|\theta_0| > 1$ power quickly falls, reaching between 20% and 50% across the different designs at $\theta_0 = -4$.

In contrast to the power curves of LM_{EL} , K and LR_M , the power curve of $2SLS_{HET}$ retains its U-shaped form for $\Pi_1 = 0.1$. In many cases, the power curve reaches values close to 100% when $|\theta_0|$ is close to 4.

As to be expected the tests are more powerful when n is increased from 100 to 250. This holds uniformly across all statistics and designs with a more pronounced power increase in the strongly identified cases.

There does not seem to be a systematic effect due to ρ_{uV} as it varies with the specific design. For reasons explained above, the shape of the power curves can change dramatically in Design (I) when ρ_{uV} is increased from 0.5 to 0.99 if $\Pi_1 = 0.1$.

In most cases, there is only little change in the power functions when k is increased from 5 to 10. In general, if the power function changes, then power is slightly lower for larger k .

Figures (i)-(vi) about here

We now compare the power functions across statistics. Figures (i)-(vi) display the power curves of the four statistics for Designs (I)-(III) in cases $\Pi_1 = 0.1, 1.0$, $n = 250$, $\rho_{uV} = 0.5$ and $k = 5$. The qualitative comparison for the other parameter combinations is very similar and we therefore focus on these representative cases.

When identification is weak, the test based on LR_M is usually more powerful than those based on LM_{EL} and K . The power gain of using LR_M is quite substantial for negative θ_0 values but less so for positive θ_0 . However, the Wald test $2SLS_{HET}$ is by far the most powerful test in all three designs. Except for some small negative θ_0 values its power curve uniformly dominates the power curves of the other tests, see Figures (ii), (iv) and (vi). Recall though that $2SLS_{HET}$ has unreliable size properties under weak identification.

When identification is strong, LM_{EL} uniformly dominates LR_M and K in Designs (II) and (III), see Figures (iii) and (v). However, LR_M and K uniformly dominate LM_{EL} in Design (I), see Figure (i). This result is to be expected. On the one hand, the LM_{EL} test is based on nonparametric GEL methods. On the other hand, LR_M and K are motivated within the normal model framework. While the power gain of LM_{EL} is small in Design (III), it is substantial in Design (II). Therefore, LM_{EL} should be used when errors have thick tails.

With strong identification, the Wald test is the most powerful test for positive θ_0 values. For negative θ_0 values, its performance varies from being most powerful in De-

sign (III) to least powerful in Design (I). These results confirm that the Wald test is a reasonable choice when identification is strong.

Overall, therefore, the power study does not lead to an unambiguous ranking of the different tests considered here. Which test is most appropriate depends on the particular error distribution and degree of identification. We find that with strong identification and errors with thick tails or asymmetric errors, LM_{EL} seems to be the best choice while with normal errors LR_M and K appear preferable. When identification is weak, LR_M generally dominates K and LM_{EL} in terms of power although as noted above the size properties of LR_M deteriorate substantially in the presence of heteroskedasticity.

Appendix: Proofs

Proof of Eq. (2.4). Let $f_i := \sup_{\theta \in \Theta} \|g_i(\theta)\|$. Define $K := \sup_{i \geq 1} E f_i^\xi < \infty$. Let $\varepsilon > 0$ and choose a positive $C \in R$ such that $K/C < \varepsilon$. Then

$$\Pr\{(\max_{1 \leq i \leq n} f_i) n^{-1/\xi} > C^{1/\xi}\} \leq \sum_{i=1}^n \Pr\{f_i^\xi > nC\} \leq \sum_{i=1}^n \frac{1}{nC} E(f_i^\xi) \leq K/C < \varepsilon,$$

where the first inequality follows from $\Pr(A \cup B) \leq \Pr(A) + \Pr(B)$ and the second uses the Markov inequality. It follows that $(\max_{1 \leq i \leq n} f_i) n^{-1/\xi} = O_p(1)$ and thus $(\max_{1 \leq i \leq n} f_i) = o_p(n^{1/2})$ by $\xi > 2$. Thus (2.4) implies M(i). \square

Proof of Lemma 1. ID holds trivially. By (2.2) and (2.3), $g_i(\theta) = (y_i - Y_i' \theta) Z_i = Z_i(Z_i' \Pi + V_i')(\theta_0 - \theta) + Z_i u_i$. Next $\max_{1 \leq i \leq n} \sup_{\theta \in \Theta} \|g_i(\theta)\| = o_p(n^{1/2})$ is established. An application of the Borel-Cantelli Lemma shows that for real-valued i.i.d. random variables W_i such that $EW_i^2 < \infty$, $\max_{1 \leq i \leq n} |W_i| = o(n^{1/2})$; see Owen (1990, Lemma 3) for a proof. By the definition of $g_i(\theta)$ and the triangle inequality,

$$\max_{1 \leq i \leq n} \sup_{\theta \in \Theta} \|g_i(\theta)\| \leq \max_{1 \leq i \leq n} \sup_{\theta \in \Theta} (\|Z_i Z_i' \Pi(\theta_0 - \theta)\| + \|Z_i V_i'(\theta_0 - \theta)\| + \|Z_i u_i\|).$$

By Assumption M'(iii), we can apply the just-mentioned result to each of the three summands in the above equation which proves the result.

Next M(ii) is shown. By the i.i.d. assumption, $\Omega(\theta) = \lim_{n \rightarrow \infty} E g_i(\theta) g_i(\theta)'$ and continuity and boundedness in M(ii) follow immediately from M'(iii) and compactness of Θ . The same is true for the $O_p(1)$ statement in M(ii). Finally, uniform convergence follows from the WLLN and compactness of Θ .

Next M(iii) is proven. Because $\sup_{\theta \in \Theta} \|n^{-1} \sum_{i=1}^n (Z_i Z_i' - Q_{ZZ}) C_A(\alpha_0 - \alpha)\| \rightarrow_p 0$, we only have to deal with the empirical process

$$\Psi_n(\cdot, \theta) := n^{-1/2} \sum_{i=1}^n [Z_i(Z_i' \Pi_B(\beta_0 - \beta) + V_i'(\theta_0 - \theta) + u_i) - Q_{ZZ} \Pi_B(\beta_0 - \beta)].$$

Finite dimensional joint convergence follows from the CLT and M'(iii) and stochastic equicontinuity follows from the fact that $(\theta_0 - \theta)$ enters $\Psi_n(\cdot, \theta)$ linearly:

$$\begin{aligned} & \sup_{\|\theta_1 - \theta_2\| < \delta} \|\Psi_n(\cdot, \theta_1) - \Psi_n(\cdot, \theta_2)\| \\ &= \sup_{\|\theta_1 - \theta_2\| < \delta} \|(\beta_2 - \beta_1)' n^{-1/2} \sum_{i=1}^n \Pi_B'(Z_i Z_i' - Q_{ZZ}) + (\theta_2 - \theta_1)' n^{-1/2} \sum_{i=1}^n V_i Z_i'\|, \end{aligned}$$

where the last expression is bounded by $\delta O_p(1)$ by the CLT. Furthermore, Θ is compact by assumption. The proposition in Andrews (1994, p.2251) can thus be applied which yields the desired result. \square

The following proofs are straightforward generalizations of Guggenberger's (2003) proofs for the i.i.d. linear model to the more general context considered here. We require three lemmas that are modified versions of Lemmas A1-A3 in NS for the proofs of our theorems. These modifications are necessary because unlike NS we need to work with weakly and strongly identified parameters and do not make an i.i.d. assumption.

For $n \in \mathbb{N}$ let $\Theta_n \subset \Theta$. Let $c_n := n^{-1/2} \max_{1 \leq i \leq n} \sup_{\theta \in \Theta_n} \|g_i(\theta)\|$. Let $\Lambda_n := \{\lambda \in R^k : \|\lambda\| \leq n^{-1/2} c_n^{-1/2}\}$ if $c_n \neq 0$ and $\Lambda_n = R^k$ otherwise. Write "u.w.p.a.1" for "uniformly over $\theta \in \Theta_n$ w.p.a.1".

Lemma 7 Assume $\max_{1 \leq i \leq n} \sup_{\theta \in \Theta_n} \|g_i(\theta)\| = o_p(n^{1/2})$.

Then $\sup_{\theta \in \Theta_n, \lambda \in \Lambda_n, 1 \leq i \leq n} |\lambda' g_i(\theta)| \rightarrow_p 0$ and $\Lambda_n \subset \hat{\Lambda}_n(\theta)$ u.w.p.a.1.

Proof: The case $c_n = 0$ is trivial and thus wlog $c_n \neq 0$ can be assumed. By assumption $c_n = o_p(1)$ and the first part of the statement follows from

$$\begin{aligned} \sup_{\theta \in \Theta_n, \lambda \in \Lambda_n, 1 \leq i \leq n} |\lambda' g_i(\theta)| &\leq n^{-1/2} c_n^{-1/2} \max_{1 \leq i \leq n} \sup_{\theta \in \Theta_n} \|g_i(\theta)\| = \\ &n^{-1/2} c_n^{-1/2} n^{1/2} c_n = c_n^{1/2} = o_p(1), \end{aligned}$$

which also immediately implies the second part. \square

Lemma 8 Suppose $\max_{1 \leq i \leq n} \sup_{\theta \in \Theta_n} \|g_i(\theta)\| = o_p(n^{1/2})$, $\lambda_{\min}(\hat{\Omega}(\theta)) \geq \varepsilon$ u.w.p.a.1 for some $\varepsilon > 0$, $\hat{g}(\theta) = O_p(n^{-1/2})$ uniformly over $\theta \in \Theta_n$ and Assumption ρ holds.

Then $\lambda(\theta) \in \hat{\Lambda}_n(\theta)$ satisfying $\hat{P}(\theta, \lambda(\theta)) = \sup_{\lambda \in \hat{\Lambda}_n(\theta)} \hat{P}(\theta, \lambda)$ exists u.w.p.a.1, $\lambda(\theta) = O_p(n^{-1/2})$ and $\sup_{\lambda \in \hat{\Lambda}_n(\theta)} \hat{P}(\theta, \lambda) = O_p(n^{-1})$ uniformly over $\theta \in \Theta_n$.

Proof: Wlog $c_n \neq 0$ and thus Λ_n can be assumed compact. For $\theta \in \Theta_n$, let $\lambda_\theta \in \Lambda_n$ be such that $\hat{P}(\theta, \lambda_\theta) = \max_{\lambda \in \Lambda_n} \hat{P}(\theta, \lambda)$. Such a $\lambda_\theta \in \Lambda_n$ exists u.w.p.a.1 because a continuous function takes on its maximum on a compact set and by Lemma 7 and Assumption ρ , $\hat{P}(\theta, \lambda)$ (as a function in λ for fixed θ) is C^2 on some open neighborhood of Λ_n u.w.p.a.1. We now show that actually $\hat{P}(\theta, \lambda_\theta) = \sup_{\lambda \in \hat{\Lambda}_n(\theta)} \hat{P}(\theta, \lambda)$ u.w.p.a.1 which then proves the first part of the lemma. By a second order Taylor expansion around $\lambda = 0$, there is a λ_θ^* on the line segment joining 0 and λ_θ such that for some positive constants C_1 and C_2

$$\begin{aligned} 0 = \hat{P}(\theta, 0) &\leq \hat{P}(\theta, \lambda_\theta) = -2\lambda_\theta' \hat{g}(\theta) + \lambda_\theta' \left[\sum_{i=1}^n \rho_2(\lambda_\theta^{*'} g_i(\theta)) g_i(\theta) g_i(\theta)' / n \right] \lambda_\theta \\ &\leq -2\lambda_\theta' \hat{g}(\theta) - C_1 \lambda_\theta' \hat{\Omega}(\theta) \lambda_\theta \leq 2\|\lambda_\theta\| \|\hat{g}(\theta)\| - C_2 \|\lambda_\theta\|^2 \end{aligned} \tag{A.1}$$

u.w.p.a.1, where the second inequality follows as $\max_{1 \leq i \leq n} \rho_2(\lambda_\theta^{*'} g_i(\theta)) < -1/2$ u.w.p.a.1 from Lemma 7, continuity of $\rho_2(\cdot)$ at zero and $\rho_2 = -1$. The last inequality follows from $\lambda_{\min}(\hat{\Omega}(\theta)) \geq \varepsilon > 0$ u.w.p.a.1. Now, (A.1) implies that $(C_2/2)\|\lambda_\theta\| \leq \|\hat{g}(\theta)\|$

u.w.p.a.1, the latter being $O_p(n^{-1/2})$ uniformly over $\theta \in \Theta_n$ by assumption. It follows that $\lambda_\theta \in \text{int}(\Lambda_n)$ u.w.p.a.1. To prove this, let $\epsilon > 0$. Because $\lambda_\theta = O_p(n^{-1/2})$ uniformly over $\theta \in \Theta_n$ and $c_n = o_p(1)$, there exists $M_\epsilon < \infty$ and $n_\epsilon \in \mathbb{N}$ such that $\Pr(\|n^{1/2}\lambda_\theta\| \leq M_\epsilon) > 1 - \epsilon/2$ uniformly over $\theta \in \Theta_n$ and $\Pr(c_n^{-1/2} > M_\epsilon) > 1 - \epsilon/2$ for all $n \geq n_\epsilon$. Then $\Pr(\lambda_\theta \in \text{int}(\Lambda_n)) = \Pr(\|n^{1/2}\lambda_\theta\| < c_n^{-1/2}) \geq \Pr((\|n^{1/2}\lambda_\theta\| \leq M_\epsilon) \wedge (c_n^{-1/2} > M_\epsilon)) > 1 - \epsilon$ for $n \geq n_\epsilon$ uniformly over $\theta \in \Theta_n$.

Hence, the FOC for an interior maximum $(\partial \hat{P}/\partial \lambda)(\theta, \lambda) = 0$ hold at $\lambda = \lambda_\theta$ u.w.p.a.1. By Lemma 7, $\lambda_\theta \in \hat{\Lambda}_n(\theta)$ u.w.p.a.1 and thus by concavity of $\hat{P}(\theta, \lambda)$ (as a function in λ for fixed θ) and convexity of $\hat{\Lambda}_n(\theta)$ it follows that $\hat{P}(\theta, \lambda_\theta) = \sup_{\lambda \in \hat{\Lambda}_n(\theta)} \hat{P}(\theta, \lambda)$ u.w.p.a.1 which implies the first part of the lemma. From above $\lambda_\theta = O_p(n^{-1/2})$ uniformly over $\theta \in \Theta_n$. Thus the second and by (A.1) the third parts of the lemma follow. \square

Suppose $\Theta_1 \times \Theta_2 \subset \Theta$, $\Theta_i \subset R^{p_i}$, $p_1 + p_2 = p$. Partition $\theta_0 = (\theta'_{01}, \theta'_{02})'$ accordingly and assume $\theta_{02} \in \Theta_2$. For $d_1 \in \Theta_1$ define

$$\begin{aligned} \hat{\theta}_2(d_1) &:= \arg \min_{d_2 \in \Theta_2} \sup_{\lambda \in \hat{\Lambda}_n((d'_1, d'_2)')} \hat{P}((d'_1, d'_2)', \lambda) \in R^{p_2}, \\ \hat{\theta}_{d_1} &:= (d'_1, \hat{\theta}_2(d_1))' \in R^p, \quad \theta_{d_1} := (d'_1, \theta'_{02})' \in R^p. \end{aligned}$$

By “u.w.p.a.1” we denote “uniformly over $d_1 \in \Theta_1$ w.p.a.1”.

Lemma 9 Suppose $\max_{1 \leq i \leq n} \sup_{\theta \in \Theta_1 \times \Theta_2} \|g_i(\theta)\| = o_p(n^{1/2})$, $\lambda_{\max}(\hat{\Omega}(\hat{\theta}_{d_1})) \leq \kappa$ u.w.p.a.1 for some $\kappa < \infty$, $\sup_{\lambda \in \hat{\Lambda}_n(\theta_{d_1})} \hat{P}(\theta_{d_1}, \lambda) = O_p(n^{-1})$ uniformly over $d_1 \in \Theta_1$ and Assumption ρ holds.

Then $\hat{g}(\hat{\theta}_{d_1}) = O_p(n^{-1/2})$ uniformly over $d_1 \in \Theta_1$.

Proof: Wlog $\hat{g}(\hat{\theta}_{d_1}) \neq 0$ can be assumed. Define $\underline{\lambda} := -n^{-1/2}\hat{g}(\hat{\theta}_{d_1})/\|\hat{g}(\hat{\theta}_{d_1})\|$. Note that $\underline{\lambda} \in \Lambda_n$ and thus $\underline{\lambda} \in \hat{\Lambda}_n(\theta)$ u.w.p.a.1 (see Lemma 7 with $\Theta_n := \Theta_1 \times \Theta_2$). By a second order Taylor expansion around $\lambda = 0$, there is a $\tilde{\lambda}$ on the line segment joining 0 and $\underline{\lambda}$, such that for some positive constants C_1 and C_2

$$\begin{aligned} \hat{P}(\hat{\theta}_{d_1}, \underline{\lambda}) &= -2\underline{\lambda}'\hat{g}(\hat{\theta}_{d_1}) + \underline{\lambda}'\left[\sum_{i=1}^n \rho_2(\tilde{\lambda}'g_i(\hat{\theta}_{d_1}))g_i(\hat{\theta}_{d_1})g_i(\hat{\theta}_{d_1})'/n\right]\underline{\lambda} \\ &\geq 2n^{-1/2}\|\hat{g}(\hat{\theta}_{d_1})\| - C_1\underline{\lambda}'\left[\sum_{i=1}^n g_i(\hat{\theta}_{d_1})g_i(\hat{\theta}_{d_1})'/n\right]\underline{\lambda} \\ &\geq 2n^{-1/2}\|\hat{g}(\hat{\theta}_{d_1})\| - C_2n^{-1} \end{aligned} \tag{A.2}$$

u.w.p.a.1, where the first inequality follows from Lemma 7 which implies that $\min_{i=1, \dots, n} \rho_2(\tilde{\lambda}'g_i(\hat{\theta}_{d_1})) \geq -1.5$ u.w.p.a.1. The second inequality follows by $\lambda_{\max}(\hat{\Omega}(\hat{\theta}_{d_1})) \leq \kappa < \infty$ u.w.p.a.1. The definition of $\hat{\theta}_{d_1}$ implies

$$\hat{P}(\hat{\theta}_{d_1}, \underline{\lambda}) \leq \sup_{\lambda \in \hat{\Lambda}_n(\hat{\theta}_{d_1})} \hat{P}(\hat{\theta}_{d_1}, \lambda) \leq \sup_{\lambda \in \hat{\Lambda}_n(\theta_{d_1})} \hat{P}(\theta_{d_1}, \lambda) = O_p(n^{-1}) \tag{A.3}$$

uniformly over $d_1 \in \Theta_1$. Combining equations (A.2) and (A.3) implies $n^{-1/2}||\widehat{g}(\widehat{\theta}_{d_1})|| = O_p(n^{-1})$ uniformly over $d_1 \in \Theta_1$. \square

Proof of Theorem 2: (i) We first show consistency of $\widehat{\beta}$. By Assumption ID and M(iii) $\sup_{\theta \in \Theta} ||\widehat{g}(\theta) - (n^{-1/2}m_{1n}(\theta) + m_2(\beta))|| \rightarrow_p 0$, where $m_2(\beta) = 0$ if and only if $\beta = \beta_0$. Therefore, $\widehat{g}(\widehat{\theta}) = o_p(1)$ is a sufficient condition for consistency of $\widehat{\beta}$. Applying Lemma 8 to the case $\Theta_n = \{\theta_0\}$, gives $\sup_{\lambda \in \widehat{\Lambda}_n(\theta_0)} \widehat{P}(\theta_0, \lambda) = O_p(n^{-1})$. Assumption M(ii) implies $\lambda_{\max}(\widehat{\Omega}(\widehat{\theta})) \leq \kappa$ w.p.a.1 for some $\kappa < \infty$ and thus Lemma 9 (applied to the case $p_1 = 0$, $\Theta_2 = \Theta$) implies $\widehat{g}(\widehat{\theta}) = O_p(n^{-1/2})$.

Next we establish $n^{1/2}$ -consistency of $\widehat{\beta}$. By consistency of $\widehat{\beta}$ and Assumption M(ii) $\lambda_{\min}(\widehat{\Omega}(\widehat{\theta})) \geq \varepsilon$ w.p.a.1 for some $\varepsilon > 0$ and thus Lemma 8 for the case $\Theta_n = \{\widehat{\theta}\}$ implies that the FOC

$$n^{-1} \sum_{i=1}^n \rho_1(\lambda' g_i(\theta)) g_i(\theta) = 0 \quad (\text{A.4})$$

have to hold at $(\widehat{\theta}, \widehat{\lambda})$ w.p.a.1, where $\widehat{\lambda} := \lambda(\widehat{\theta}) = O_p(n^{-1/2})$ and $\lambda(\theta)$, for given $\theta \in \Theta$, is defined in Lemma 8. Expanding the FOC in λ around 0, there exists a mean value $\widetilde{\lambda}$ between 0 and $\widehat{\lambda}$ (that may be different for each row) such that

$$0 = -\widehat{g}(\widehat{\theta}) + [\sum_{i=1}^n \rho_2(\widetilde{\lambda}' g_i(\widehat{\theta})) g_i(\widehat{\theta}) g_i(\widehat{\theta})' / n] \widehat{\lambda} = -\widehat{g}(\widehat{\theta}) - \widehat{\Omega}_{\widetilde{\lambda}\widehat{\theta}} \widehat{\lambda},$$

where the matrix $\widehat{\Omega}_{\widetilde{\lambda}\widehat{\theta}}$ has been implicitly defined. Because $\widehat{\lambda} = O_p(n^{-1/2})$, Lemma 7 and Assumption ρ imply that $\sup_{i=1, \dots, n, \theta \in \Theta} |\rho_2(\widetilde{\lambda}' g_i(\theta)) + 1| \rightarrow_p 0$. By Assumption M(ii), it follows that $\widehat{\Omega}_{\widetilde{\lambda}\widehat{\theta}} \rightarrow_p \Omega((\widehat{\alpha}', \beta'_0)')$ and thus $\widehat{\Omega}_{\widetilde{\lambda}\widehat{\theta}}$ is invertible w.p.a.1 and $(\widehat{\Omega}_{\widetilde{\lambda}\widehat{\theta}})^{-1} \rightarrow_p \Omega((\widehat{\alpha}', \beta'_0)')^{-1}$. Therefore

$$\widehat{\lambda} = -(\widehat{\Omega}_{\widetilde{\lambda}\widehat{\theta}})^{-1} \widehat{g}(\widehat{\theta}) \quad (\text{A.5})$$

w.p.a.1. Inserting this into a second order Taylor expansion for $\widehat{P}(\theta, \lambda)$ (with mean value λ^* as in (A.1) above) it follows that

$$\widehat{P}(\widehat{\theta}, \widehat{\lambda}) = 2\widehat{g}(\widehat{\theta})' \widehat{\Omega}_{\widetilde{\lambda}\widehat{\theta}}^{-1} \widehat{g}(\widehat{\theta}) - \widehat{g}(\widehat{\theta})' \widehat{\Omega}_{\widetilde{\lambda}\widehat{\theta}}^{-1} \widehat{\Omega}_{\lambda^*\widehat{\theta}} \widehat{\Omega}_{\widetilde{\lambda}\widehat{\theta}}^{-1} \widehat{g}(\widehat{\theta}). \quad (\text{A.6})$$

The same argument as for $\widehat{\Omega}_{\widetilde{\lambda}\widehat{\theta}}$ proves $\widehat{\Omega}_{\lambda^*\widehat{\theta}} \rightarrow_p \Omega((\widehat{\alpha}', \beta'_0)')$. We therefore have $\widehat{P}(\widehat{\theta}, \widehat{\lambda}) = \widehat{g}(\widehat{\theta})' (\Omega((\widehat{\alpha}', \beta'_0)')^{-1} + o_p(1)) \widehat{g}(\widehat{\theta})$. By the definition of $\widehat{\theta}$,

$$\begin{aligned} & n\widehat{P}(\widehat{\theta}, \widehat{\lambda}) - n\widehat{P}(\theta_0, \lambda(\theta_0)) \\ &= n^{1/2} \widehat{g}(\widehat{\theta})' (\Omega((\widehat{\alpha}', \beta'_0)')^{-1} + o_p(1)) n^{1/2} \widehat{g}(\widehat{\theta}) - n^{1/2} \widehat{g}(\theta_0)' (\Omega(\theta_0)^{-1} + o_p(1)) n^{1/2} \widehat{g}(\theta_0) \\ &\leq 0. \end{aligned}$$

By Assumption ID, we have up to $o_p(1)$ terms that $n^{1/2} \widehat{g}(\widehat{\theta}) = \Psi_n(\widehat{\theta}) + m_{1n}(\widehat{\theta}) + n^{1/2} m_2(\widehat{\beta})$ and $n^{1/2} \widehat{g}(\theta_0) = \Psi_n(\theta_0)$. The same analysis as in the proof of Lemma A1 in SW (p.1091, line six from the top) can now be applied to prove $n^{1/2}$ -consistency of $\widehat{\beta}$, where the

symmetric matrix $\Omega((\hat{\alpha}', \beta'_0)')^{-1} + o_p(1)$ plays the role of $W_T(\bar{\theta}_T(\hat{\theta}))$ in SW. Note that in eq. (A.4) in SW, the assumption M(iii) of bounded sample paths w.p.a.1 is used. Finally, note that $\lambda_{\min}(\Omega((\hat{\alpha}', \beta'_0)')^{-1} + o_p(1))$ is bounded away from zero w.p.a.1.

(ii) By Assumptions ID and M(iii) and the CMT

$$n^{1/2} \sup_{(\alpha, b) \in A \times B_M} \|\hat{g}(\theta_{\alpha b}) - E\hat{g}(\theta_{\alpha b})\| - \sup_{(\alpha, b) \in A \times B_M} \|\Psi(\theta_{\alpha b})\| = O_p(1)$$

and because (for some mean-vector $\bar{\beta}$ between β_0 and $\beta_0 + n^{-1/2}b$ that may differ across rows)

$$n^{1/2}E\hat{g}(\theta_{\alpha b}) = m_{1n}(\theta_{\alpha b}) + n^{1/2}m_2(\beta_0 + n^{-1/2}b) = m_{1n}(\theta_{\alpha b}) + M_2(\bar{\beta})b$$

is bounded, it follows that $\hat{g}(\theta_{\alpha b}) = O_p(n^{-1/2})$ u.w.p.a.1, where “u.w.p.a.1” stands for “uniformly over $(\alpha, b) \in A \times B_M$ w.p.a.1”. Therefore, by Lemma 8, $\lambda(\theta_{\alpha b})$ such that $\hat{P}(\theta_{\alpha b}, \lambda(\theta_{\alpha b})) = \sup_{\lambda \in \hat{\Lambda}_n(\theta_{\alpha b})} \hat{P}(\theta_{\alpha b}, \lambda)$ exists u.w.p.a.1 and $\lambda(\theta_{\alpha b}) = O_p(n^{-1/2})$ uniformly over $(\alpha, b) \in A \times B_M$. This implies that the FOC $n^{-1} \sum_{i=1}^n \rho_1(\lambda' g_i(\theta)) g_i(\theta) = 0$ have to hold at $\lambda = \lambda(\theta_{\alpha b})$ and $\theta = \theta_{\alpha b}$ u.w.p.a.1. Expanding the FOC and using the same steps and notation as in part (i), it follows that $\lambda(\theta_{\alpha b}) = -(\hat{\Omega}_{\tilde{\lambda}\theta_{\alpha b}}^{-1})^{-1} \hat{g}(\theta_{\alpha b})$ and upon inserting this into a second order Taylor expansion of $\hat{P}(\theta, \lambda)$ we have

$$\hat{P}(\theta_{\alpha b}, \lambda(\theta_{\alpha b})) = 2\hat{g}(\theta_{\alpha b})' \hat{\Omega}_{\tilde{\lambda}\theta_{\alpha b}}^{-1} \hat{g}(\theta_{\alpha b}) - \hat{g}(\theta_{\alpha b})' \hat{\Omega}_{\tilde{\lambda}\theta_{\alpha b}}^{-1} \hat{\Omega}_{\lambda^*\theta_{\alpha b}} \hat{\Omega}_{\tilde{\lambda}\theta_{\alpha b}}^{-1} \hat{g}(\theta_{\alpha b})$$

u.w.p.a.1. The matrices $\hat{\Omega}_{\tilde{\lambda}\theta_{\alpha b}}$ and $\hat{\Omega}_{\lambda^*\theta_{\alpha b}}$ converge to $\Omega((\alpha', \beta'_0)')$ uniformly over $A \times B_M$. By M(iii), $n^{1/2}\hat{g}(\theta_{\alpha b}) \Rightarrow \Psi((\alpha', \beta'_0)') + m_1((\alpha', \beta'_0)') + M_2(\beta_0)b$ and therefore that $n\hat{P}(\theta_{\alpha b}, \lambda(\theta_{\alpha b})) \Rightarrow P_{\alpha b} = P((\alpha', \beta'_0)', b)$ on $A \times B_M$.

By part (i) of the proof and Lemma 3.2.1 in van der Vaart and Wellner (1996, p.286) it follows that

$$(\hat{\alpha}', n^{1/2}(\hat{\beta} - \beta_0)')' \rightarrow_d (\alpha^*, b^*)'.$$

For given $\alpha \in A$, one can calculate $\arg \min_{b \in R^{PB}} P_{\alpha b}$ by solving the FOC for b . Writing Ω for $\Omega((\alpha', \beta'_0)')$ and M_2 for $M_2(\beta_0)$ the result is

$$b^*(\alpha) = -(M_2' \Omega^{-1} M_2)^{-1} M_2' \Omega^{-1} [\Psi((\alpha', \beta'_0)') + m_1((\alpha', \beta'_0)')]. \quad (\text{A.7})$$

This holds in particular for $\alpha = \alpha^*$. It follows that $\alpha^* = \arg \min_{\alpha \in A} P_{\alpha b^*(\alpha)}.$ \square

Proof of Theorem 3: Applying Lemma 8 to the case $\Theta_n = \{\theta\}$, it follows that $\lambda(\theta) \in \hat{\Lambda}_n(\theta)$ exists, such that $\hat{P}(\theta, \lambda(\theta)) = \sup_{\lambda \in \hat{\Lambda}_n(\theta)} \hat{P}(\theta, \lambda)$. Using the same steps and notation as in the proof of Theorem 2 leads to

$$\hat{P}(\theta, \lambda(\theta)) = 2\hat{g}(\theta)' \hat{\Omega}_{\tilde{\lambda}\theta}^{-1} \hat{g}(\theta) - \hat{g}(\theta)' \hat{\Omega}_{\tilde{\lambda}\theta}^{-1} \hat{\Omega}_{\lambda^*\theta} \hat{\Omega}_{\tilde{\lambda}\theta}^{-1} \hat{g}(\theta),$$

where by $M_\theta(\text{ii})$ both $\widehat{\Omega}_{\tilde{\lambda}\theta}$ and $\widehat{\Omega}_{\lambda^*\theta}$ converge in probability to $\Delta(\theta)$. By $M_\theta(\text{iii})$,

$$n^{1/2}\widehat{g}(\theta) \rightarrow_d N(m_1(\theta), \Delta(\theta)),$$

from which the result follows. \square

Proof of Theorem 4: Using $M_\theta(\text{i})$ -(iii) and a similar argument that led to (A.5) we have

$$n^{1/2}\lambda(\theta) = -\Delta(\theta)^{-1}n^{1/2}\widehat{g}(\theta) + o_p(1) \quad (\text{A.8})$$

and therefore the statement of the theorem involving $S_\rho(\theta)$ follows immediately from the one for $LM_\rho(\theta)$. Therefore, we only deal with the statistic $LM_\rho(\theta)$ given in eq. (3.7).

First, we show that the matrix D^* is asymptotically independent of $n^{1/2}\widehat{g}(\theta)$. For notational convenience from now on we omit the argument θ , e.g., we write g_i for $g_i(\theta)$. By a mean value expansion about 0 we have $\rho_1(\lambda'g_i) = -1 + \rho_2(\xi_i)g_i'\lambda$ for a mean value ξ_i between 0 and $\lambda'g_i$ and thus by (A.8) and the definition of Λ we have

$$\begin{aligned} D^* &= -n^{-1} \sum_{i=1}^n (n^{1/2}G_{iA}, G_{iB}) - n^{-3/2} \sum_{i=1}^n [\rho_2(\xi_i)(n^{1/2}G_{iA}, G_{iB})g_i'\Delta^{-1}n^{1/2}\widehat{g}] + o_p(1) \\ &= -(n^{-1/2} \sum_{i=1}^n G_{iA} - n^{-1} \sum_{i=1}^n G_{iA}g_i'\Delta^{-1}n^{1/2}\widehat{g}, M_2(\beta_0)) + o_p(1), \end{aligned}$$

where for the last equality we use (3.6) and Assumption $M_\theta(\text{v})$ -(vi). By Assumption $M_\theta(\text{v})$ it thus follows that

$$\text{vec}(D^*, n^{1/2}\widehat{g}) = w_1 + Mv + o_p(1),$$

where $w_1 := \text{vec}(0, -M_2(\beta_0), 0) \in R^{kp_A+kp_B+k}$ and

$$M := \begin{pmatrix} -I_{kp_A} & \Delta_A\Delta^{-1} \\ 0 & 0 \\ 0 & I_k \end{pmatrix}, \quad v := n^{-1/2} \sum_{i=1}^n \begin{pmatrix} \text{vec}G_{iA} \\ g_i \end{pmatrix};$$

M and v have dimensions $(kp_A + kp_B + k) \times (kp_A + k)$ and $(kp_A + k) \times 1$, respectively. By Assumption ID, $M_\theta(\text{vii})$ and (3.6) $v \rightarrow_d N(w_2, V(\theta))$, where $w_2 := ((\text{vec}M_{1A})', m_1')'$ and M_{1A} are the first p_A columns of M_1 . Therefore

$$\text{vec}(D^*, n^{1/2}\widehat{g}) \rightarrow_d N(w_1 + Mw_2, \begin{pmatrix} \Psi & 0 & 0 \\ 0 & 0 & 0 \\ 0 & 0 & \Delta \end{pmatrix}), \quad (\text{A.9})$$

where $\Psi := \Delta_{AA} - \Delta_A\Delta^{-1}\Delta_A'$ has full column rank. Equation (A.9) proves that D^* and $n^{1/2}\widehat{g}$ are asymptotically independent.

We now derive the asymptotic distribution of $LM_\rho(\theta)$. Denote by \overline{D} and \overline{g} the limiting normal distributions of D^* and $n^{1/2}\widehat{g}$, respectively, see (A.9). Below we show

that the function $h : R^{k \times p} \rightarrow R^{p \times k}$ defined by $h(D) := (D' \Delta^{-1} D)^{-1/2} D'$ for $D \in R^{k \times p}$ is continuous on a set $C \subset R^{k \times p}$ with $\Pr(\bar{D} \in C) = 1$. By the Continuous Mapping Theorem and $M_\theta(v)$ we have

$$(D^{*'} \tilde{\Omega}^{-1} D^*)^{-1/2} D^{*'} \tilde{\Omega}^{-1} n^{1/2} \hat{g} \rightarrow_d (\bar{D}' \Delta^{-1} \bar{D})^{-1/2} \bar{D}' \Delta^{-1} \bar{g}. \quad (\text{A.10})$$

By the independence of \bar{D} and \bar{g} , the latter random variable is distributed as $W + \zeta$, where the random p -vector W is defined as

$$W = W(\alpha) := (\bar{D}' \Delta^{-1} \bar{D})^{-1/2} \bar{D}' \Delta^{-1} m_1(\theta), \quad (\text{A.11})$$

$\zeta \sim N(0, I_p)$ and W and ζ are independent. Note that for $\theta = \theta_0$, $W \equiv 0$. From (A.10) the statement of the theorem follows.

We now prove the continuity claim for h . Note that h is continuous at each D that has full column rank. It is therefore sufficient to show that \bar{D} has full column rank a.s.. From (A.9) it follows that the last p_B columns of \bar{D} equal $-M_2(\beta_0)$ which has full column rank by assumption. Define $O := \{o \in R^{kp_A} : \exists \tilde{o} \in R^{k \times p_A}, \text{ s.t. } o = \text{vec}(\tilde{o}) \text{ and the } k \times p\text{-matrix } (\tilde{o}, -M_2(\beta_0)) \text{ has linearly dependent columns}\}$. Clearly, O is closed and therefore Lebesgue-measurable. Furthermore, O has empty interior and thus has Lebesgue-measure 0. For the first p_A columns of \bar{D} , \bar{D}_{p_A} say, it has been shown that $\text{vec} \bar{D}_{p_A}$ is normally distributed with full rank covariance matrix Ψ . This implies that for any measurable set $O^* \subset R^{kp_A}$ with Lebesgue-measure 0, it holds that $\Pr(\text{vec}(\bar{D}_{p_A}) \in O^*) = 0$, in particular, for $O^* = O$. This proves the continuity claim for h . \square

Proof of Theorem 5. By Assumption $M_\alpha(v)$ and ID_α $\hat{g}(\hat{\theta}_a) = m_2((\alpha_{02}, \hat{\beta})) + o_p(1)$ and by Lemmas 8 and 9 (applied to $\Theta_n = \{\theta_{a\beta_0}\}$ and $\Theta_1 = \{a\}$, $\Theta_2 = B$, respectively) we have $\hat{g}(\hat{\theta}_a) = O_p(n^{-1/2})$. Assumption ID_α then implies consistency of $\hat{\beta}$. Applying Lemma 8 to the case $\Theta_n = \{\hat{\theta}_a\}$ implies that the FOC for λ must hold in the definition of $\hat{\theta}_a$, see (A.4) above. Then repeating the analysis that leads to (A.6) in the proof of Theorem 2, we have by $M_\alpha(\text{ii})$

$$GELR_\rho^{sub}(a) = n^{1/2} \hat{g}(\hat{\theta}_a)' \Delta(\theta_{a\beta_0})^{-1} n^{1/2} \hat{g}(\hat{\theta}_a) + o_p(1). \quad (\text{A.12})$$

The next goal is to derive the asymptotic distribution of $n^{1/2} \hat{g}(\hat{\theta}_a)$. Our analysis follows NS, see their proof of Theorem 3.2. Differentiating the FOC (A.4) with respect to λ yields the matrix $n^{-1} \sum_{i=1}^n \rho_2(\hat{\lambda}' g_i(\hat{\theta}_a)) g_i(\hat{\theta}_a) g_i(\hat{\theta}_a)'$ which by $M_\alpha(\text{ii})$ converges in probability to $-\Delta(\theta_{a\beta_0})$ which is nonsingular. Therefore, the implicit function theorem implies that there is a neighborhood of $\hat{\theta}_a$ where the solution to the FOC, say $\hat{\lambda}(\theta)$, is continuously differentiable w.p.a.1. The envelope theorem then implies

$$n^{-1} \sum_{i=1}^n \rho_1(\hat{\lambda}' g_i(\hat{\theta}_a)) (\partial g_i / \partial \beta)'(\hat{\theta}_a) \hat{\lambda} = 0 \quad (\text{A.13})$$

w.p.a.1. Also, a mean-value expansion of (A.4) in (β, λ) about $(\beta_0, 0)$ yields (where $g_i(\theta)$ inside ρ_1 is kept constant at $g_i(\hat{\theta}_a)$)

$$-\hat{g}(\theta_{a\beta_0}) + n^{-1} \sum_{i=1}^n [\rho_1(\bar{\lambda}' g_i(\hat{\theta}_a)) G_{iB}(\theta_{a\bar{\beta}})(\hat{\beta} - \beta_0) + \rho_2(\bar{\lambda}' g_i(\hat{\theta}_a)) g_i(\theta_{a\bar{\beta}}) g_i(\hat{\theta}_a)' \hat{\lambda}] = 0, \quad (\text{A.14})$$

where $(\bar{\beta}', \bar{\lambda}')$ are mean-values on the line segment that joins $(\beta'_0, 0')$ and $(\hat{\beta}', \hat{\lambda}')$ that may be different for each row. Combining the p_B rows of (A.13) with the k rows of (A.14) we get

$$\begin{pmatrix} 0 \\ -\hat{g}(\theta_{a\beta_0}) \end{pmatrix} + M \begin{pmatrix} \hat{\beta} - \beta_0 \\ \hat{\lambda} \end{pmatrix} = 0, \quad (\text{A.15})$$

where the $(p_B + k) \times (p_B + k)$ matrix M has been implicitly defined. By $M_\alpha(\text{ii})$ and (iv)-(vi) the matrix M converges in probability to \bar{M} , where (writing $M_{2\beta}$ for $M_{2\beta}((\alpha_{02}, \beta_0))$)

$$\bar{M} := - \begin{pmatrix} 0 & M'_{2\beta} \\ M_{2\beta} & \Delta(\theta_a) \end{pmatrix} \text{ and } \bar{M}^{-1} = - \begin{pmatrix} -\Sigma & H \\ H' & P \end{pmatrix}$$

and (omitting the argument $\theta_{a\beta_0}$)

$$\Sigma := (M'_{2\beta} \Delta^{-1} M_{2\beta})^{-1}, \quad H := \Sigma M'_{2\beta} \Delta^{-1} \text{ and } P := \Delta^{-1} - \Delta^{-1} M_{2\beta} \Sigma M'_{2\beta} \Delta^{-1}.$$

It follows that M is nonsingular w.p.a.1. Equation (A.15) implies that w.p.a.1

$$n^{1/2}((\hat{\beta} - \beta_0)', \hat{\lambda}')' = M^{-1}(0', n^{1/2} \hat{g}(\theta_{a\beta_0})')'. \quad (\text{A.16})$$

An expansion of $\hat{g}(\hat{\theta}_a)$ in β around β_0 and the above lead to

$$\hat{g}(\hat{\theta}_a) = \hat{g}(\theta_{a\beta_0}) + \hat{G}_B(\bar{\theta})(\hat{\beta} - \beta_0) = (I_k - M_{2\beta} H) \hat{g}(\theta_{a\beta_0}) + o_p(n^{-1/2}). \quad (\text{A.17})$$

Note that

$$I_k - M_{2\beta} H = M_{M_{2\beta}}(\Delta(\theta_{a\beta_0})) \quad (\text{A.18})$$

which has rank $k - p_B$. From (A.12), $GELR_\rho^{sub}(a) \rightarrow_d \xi' \Delta(\theta_{a\beta_0})^{-1} M_{M_{2\beta}}(\Delta(\theta_{a\beta_0})) \xi$, where $\xi \sim N(m_1(\theta_{a\beta_0}), \Delta(\theta_{a\beta_0}))$, which concludes the proof. \square

Proof of Theorem 6. As in the proof of Theorem 5, $n^{1/2} \lambda(\hat{\theta}_a) = -\Delta(\theta_{a\beta_0})^{-1} n^{1/2} \hat{g}(\hat{\theta}_a) + o_p(1)$. Hence, the result for $LM_\rho^{sub}(a)$ thus implies the result for $S_\rho^{sub}(a)$.

As in the proof of Theorem 4 renormalize $D^* := D_\rho(a) \Lambda$, where the diagonal $p_A \times p_A$ matrix $\Lambda := \text{diag}(n^{1/2}, \dots, n^{1/2}, 1, \dots, 1)$ has first p_{A_1} diagonal elements equal $n^{1/2}$ and the remaining p_{A_2} elements equal to unity. We now show that D^* and $n^{1/2} \hat{g}(\hat{\theta}_a)$ are asymptotically independent. By a mean value expansion about θ_a and Assumption $M_\alpha(\text{vii})$ we have for some mean value $\tilde{\theta} = (a', \tilde{\beta}')'$ (that may be different for each row)

$$\begin{aligned} n^{1/2} \text{vec} \hat{G}_{A_1}(\hat{\theta}_a) &= n^{1/2} \text{vec} \hat{G}_{A_1}(\theta_{a\beta_0}) + (\partial \text{vec} \hat{G}_{A_1} / \partial \beta)(\tilde{\theta}) n^{1/2} (\hat{\beta} - \beta_0) \\ &= n^{1/2} \text{vec} \hat{G}_{A_1}(\theta_{a\beta_0}) - (\partial \text{vec} \hat{G}_{A_1} / \partial \beta)(\tilde{\theta}) H n^{1/2} \hat{g}(\theta_{a\beta_0}) + o_p(1), \end{aligned}$$

where we have used (A.16) for the last equation. $M_\alpha(\text{vii})$ and ID_α imply $(\partial \text{vec} \widehat{G}_{A_1} / \partial \beta)(\widetilde{\theta}) = \partial(n^{-1/2}m_1(\widetilde{\theta}) + m_2((\alpha_{02}, \widetilde{\beta}))) / \partial \beta \partial \alpha_1 + o_p(1) \rightarrow_p 0$ (recall that m_2 does not depend on α_1) and thus

$$n^{1/2} \text{vec} \widehat{G}_{A_1}(\widehat{\theta}_a) = n^{1/2} \text{vec} \widehat{G}_{A_1}(\theta_{a\beta_0}) + o_p(1). \quad (\text{A.19})$$

Proceeding exactly as in the proof of Theorem 4, using (A.17), (A.19) and Assumptions $M_\alpha(\text{vii})$ -(ix) it follows that

$$\text{vec}(D^*, n^{1/2} \widehat{g}(\widehat{\theta}_a)) = m + Mv + o_p(1), \quad (\text{A.20})$$

where $M \in R^{(kp_{A_1} + kp_{A_2} + k) \times (kp_{A_1} + k)}$ and

$$M := \begin{pmatrix} -I_{kp_{A_1}} & \Delta_{A_1} \Delta^{-1} \\ 0 & 0 \\ 0 & I_k \end{pmatrix} \begin{pmatrix} I_{kp_{A_1}} & 0 \\ 0 & I_k - M_{2\beta} H \end{pmatrix},$$

$$v := n^{-1/2} \sum_{i=1}^n \begin{pmatrix} \text{vec} G_{iA_1}(\theta_{a\beta_0}) \\ g_i(\theta_{a\beta_0}) \end{pmatrix}, \quad m := \text{vec}(0, -(\partial m_2 / \partial \alpha_2), 0),$$

where the arguments (α_{02}, β_0) in $M_{2\beta}$ and $(\partial m_2 / \partial \alpha_2)$ and $\theta_{a\beta_0}$ in Δ_{A_1} and Δ are omitted. By $M_\alpha(\text{x})$ v is asymptotically normal with full rank covariance matrix $V^\alpha(\theta_{a\beta_0})$ and thus the asymptotic covariance matrix of $\text{vec}(D^*, n^{1/2} \widehat{g}(\widehat{\theta}_a))$ is given by $MV^\alpha(\theta_{a\beta_0})M'$. For independence of D^* and $n^{1/2} \widehat{g}(\widehat{\theta}_a)$ the upper right $k(p_{A_1} + p_{A_2}) \times k$ -submatrix of $MV^\alpha(\theta_{a\beta_0})M'$ must be 0. This is clear for the $kp_{A_2} \times k$ -dimensional submatrix and we only have to show that the $kp_{A_1} \times k$ upper right submatrix

$$(-\Delta_{A_1} + \Delta_{A_1} \Delta^{-1} (I_k - M_{2\beta} H) \Delta) (I_k - M_{2\beta} H)' \quad (\text{A.21})$$

is 0. Using (A.18), the matrix in (A.21) equals $-\Delta_{A_1} \Delta^{-1} P_{M_{2\beta}}(\Delta) M_{M_{2\beta}}(\Delta) \Delta$ which is clearly 0. This proves the independence claim.

Now denote by \overline{D} and \overline{g} the limiting normal distributions of D^* and $n^{1/2} \widehat{g}(\widehat{\theta}_a)$, implied by (A.20). Recall $M(a) = \Delta^{-1} M_{M_{2\beta}}(\Delta)$, see (4.2). If the function $h : R^{k \times p_{A_1}} \rightarrow R^{p_{A_1} \times k}$ defined by $h(D) := (D' M(a) D)^{-1/2} D'$ for $D \in R^{k \times p_{A_1}}$ is continuous on a set $C \subset R^{k \times p_{A_1}}$ with $\Pr(\overline{D} \in C) = 1$, then by the Continuous Mapping Theorem

$$(D^{*'} M(a) D^*)^{-1/2} D^{*'} \Delta^{-1} n^{1/2} \widehat{g}(\widehat{\theta}_a) \rightarrow_d (\overline{D}' M(a) \overline{D})^{-1/2} \overline{D}' \Delta^{-1} \overline{g}.$$

By (A.17) and (A.18) the latter variable is distributed as $W_\alpha(a) + \zeta_\alpha$, where

$$W_\alpha(a) := (\overline{D}' M(a) \overline{D})^{-1/2} \overline{D}' M(a) m_1(\theta_{a\beta_0}). \quad (\text{A.22})$$

Therefore the theorem is proven once we have proved the continuity claim for h . For this step of the proof we need the full rank assumption for $V^\alpha(\theta_{a\beta_0})$ in $M_\alpha(\text{x})$. It is enough to show that with probability 1, $\text{rank}(M_{M_{2\beta}}(\Delta) \overline{D}) = p_A$. Because $\ker M_{M_{2\beta}}(\Delta) = M_{2\beta}$ and $\text{rank}(M_{2\beta}) = p_B$, the latter condition holds if $\text{rank}(M_{2\beta}, \overline{D}) = p$. Denote by $\overline{D}_{p_{A_2}}$

the last p_{A_2} columns of \overline{D} which by (A.20) equal $-(\partial m_2/\partial \alpha_2)$. By Assumption ID $_{\alpha}$, the matrix $(\partial m_2/\partial(\alpha'_2, \beta'))((\alpha_{02}, \beta_0))$ has rank $p_{A_2} + p_B$ and it remains to show that with probability one, this matrix is linearly independent of the first p_{A_1} columns of \overline{D} , $\overline{D}_{p_{A_1}}$ say. Using (A.20) and $V^{\alpha}(\theta_{a\beta_0}) > 0$, the covariance matrix of $vec \overline{D}_{p_{A_1}}$ is easily shown to have full column rank $p_{A_1}k$. An argument analogous to the last step in the proof of Theorem 4 can then be applied to conclude the proof. \square

Footnotes

¹ The paper is based on the first chapter of the first author's dissertation, Guggenberger (2003) and is a revised and generalized version of Guggenberger's job market paper "Generalized Empirical Likelihood Tests under Partial, Weak, and Strong Identification" which it replaces. To make the origin of the test statistics in the paper clearer, the names $K_\rho(\theta)$ and $K_\rho^L(\theta)$ previously given to the statistics, have been changed to $LM_\rho(\theta)$ and $S_\rho(\theta)$, respectively. Guggenberger gratefully acknowledges the continuous help and support of his advisor Donald Andrews who played a prominent role in the formulation of this paper. He also thanks Peter Phillips and Joseph Altonji for their extremely valuable comments. The authors are grateful to seminar participants at Austin, Chicago, Konstanz, Madison Wisconsin, Mannheim, Penn, Penn State, Pittsburgh, Princeton, Rochester, Texas A&M, UCLA, USC and Yale for their helpful comments. We would also like to thank John Chao, Guido Imbens, Michael Jansson, Frank Kleibergen, Marcelo Moreira, Jonathan Wright and Motohiro Yogo for helpful discussions and/or correspondence and Vadim Marner for help with the simulation section. The first author received financial support through a Carl Arvid Anderson Prize Fellowship.

² Corresponding author: Patrik Guggenberger, Bunche Hall 9357, Department of Economics, U.C.L.A., Box 951477, Los Angeles, CA 90095-1477.

³ Note that $\Delta(\theta)$ is $\Omega(\theta)$ in SW. We choose our notation for $\Omega(\theta)$ for consistency with NS.

⁴ Weak convergence here is defined with respect to the sup-norm on function spaces and Euclidean norm on R^k .

⁵ For compact Θ , continuous ρ and g_i ($i = 1, \dots, n$), the existence of an argmin $\hat{\theta}$ may be shown. In fact, $\sup_{\lambda \in \hat{\Lambda}_n(\theta)} \hat{P}(\theta, \lambda)$, viewed as a function in θ , can be shown to be lower semicontinuous (ls). A function $f(x)$ is ls at x_0 if, for each real number c such that $c < f(x_0)$, there exists an open neighborhood U of x_0 such that $c < f(x)$ holds for all $x \in U$. The function f is said to be ls if it is ls at each x_0 of its domain. It is easily shown that ls functions on compact sets take on their minimum. Uniqueness of $\hat{\theta}$, however, is not implied. As a simple example, consider the i.i.d. linear IV model in (2.2) when $p = 2$ and let the two components Y_{ij} , ($j = 1, 2$), of Y_i be independent Bernoulli random variables. Then, for each n , the probability that $Y_{i1} = Y_{i2}$ for every $i = 1, \dots, n$ is positive. If $Y_{i1} = Y_{i2}$ for every $i = 1, \dots, n$ and $\hat{\theta} \in \Theta$ is an argmin of $\sup_{\lambda \in \hat{\Lambda}_n(\theta)} \hat{P}(\theta, \lambda)$, then each $\bar{\theta} \in \Theta$ with $\bar{\theta}_1 + \bar{\theta}_2 = \hat{\theta}_1 + \hat{\theta}_2$ is as well. To uniquely define $\hat{\theta}$, we could, for example, do the following. From the set of all vectors $\theta \in \Theta$ that minimize $\sup_{\lambda \in \hat{\Lambda}_n(\theta)} \hat{P}(\theta, \lambda)$, let $\hat{\theta}$ be the vector that has smallest first component. (If that does not pin down $\hat{\theta}$ uniquely, choose from the remaining vectors according to the second component, and so on.)

⁶ A choice of $\hat{\Omega}(\theta)^{-1}$ as the weighting matrix $W_T(\bar{\theta}_T(\theta))$ in SW ((2.2), p.1058), i.e. $(\sum_{i=1}^n g_i(\theta)g_i(\theta)'/n)^{-1}$, results in the CUE which is the GEL estimator based on $\rho(v) =$

$-(1+v)^2/2$; see NS, Theorem 2.1. Hansen, Heaton, and Yaron (1996) and Pakes and Pollard (1989) define the (GMM) CUE using a different weighting matrix $(\sum_{i=1}^n (g_i(\theta) - \hat{g}(\theta))(g_i(\theta) - \hat{g}(\theta))'/n)^{-1}$. However, as shown in NS, fn.1, both versions of the CUE are identical.

⁷ The proof of Theorem 2 uses a second order Taylor expansion of $\hat{P}_\rho(\theta, \lambda)$ in λ about 0 in which the only impact of ρ asymptotically is through ρ_1 and ρ_2 which are both -1 .

⁸ Alternatively, instead of using uniform weights in the definition of $\hat{\Omega}(\theta)$ one could use empirical probabilities that are associated with each GEL estimator; see section 2 of NS. However, preliminary Monte Carlo simulations (not reported here) showed no clear improvement in the performance of the test statistics.

⁹ Strong identification of β_0 appears to be a necessary assumption but one which we would prefer to avoid. However, to the authors' knowledge there is no meaningful approach in the literature for subvector inference that does not require this assumption; see, e.g., Kleibergen (2001). An outstanding research question concerns the existence or otherwise of a subvector test statistic for α_0 whose limiting null distribution is similarly independent of the strength or weakness of identification of β_0 .

¹⁰ To calculate $GELR_\rho(\theta)$, $S_\rho(\theta)$ and $LM_\rho(\theta)$ for EL and ET, the globally concave maximization problem $\max_{\lambda \in \hat{\Lambda}_n(\theta)} \hat{P}(\theta, \lambda)$ must be solved numerically. To do so we implement a variant of the Newton-Raphson algorithm. We initialize the algorithm by setting λ equal to the zero vector. At each iteration the algorithm tries several shrinking stepsizes in the search direction and accepts the first one that increases the function value compared to the previous value for λ . This procedure enforces an “uphill climbing” feature of the algorithm.

¹¹ The K -statistic is not robust to conditional heteroskedasticity. However, a version of the K -statistic in Kleibergen (2001, equation (22)) that uses a heteroskedasticity consistent estimator for the covariance matrix of $g_i(\theta)$, overcomes this drawback. For model (5.1), the statistic is given by

$$K^*(\theta) := n\hat{g}(\theta)'\bar{\Omega}(\theta)^{-1}D(\theta) \left(D(\theta)'\bar{\Omega}(\theta)^{-1}D(\theta) \right)^{-1} D(\theta)'\bar{\Omega}(\theta)^{-1}\hat{g}(\theta),$$

where $\bar{\Omega}(\theta) := \hat{\Omega}(\theta) - \hat{g}(\theta)\hat{g}(\theta)'$, $D(\theta) := \sum_{i=1}^n G_i - n\hat{V}(\theta)\bar{\Omega}(\theta)^{-1}\hat{g}(\theta)$, $\hat{G} := \sum_{i=1}^n G_i/n$ and $\hat{V}(\theta) := \sum_{i=1}^n (G_i - \hat{G})(g_i(\theta) - \hat{g}(\theta))'/n$. Note that $G_i := G_i(\theta)$ does not depend on θ in a linear model.

¹² The simulation method works as follows. For fixed $\bar{T}'\bar{T} = \bar{t}'\bar{t}$, simulate R values from

$$LR := \frac{1}{2}[Q_1 + Q_{k-1} - \bar{T}'\bar{T} + \{(Q_1 + Q_{k-1} + \bar{T}'\bar{T})^2 - 4Q_{k-1}\bar{T}'\bar{T}\}^{1/2}],$$

where Q_1 and Q_{k-1} are independent realizations from $\chi^2(1)$ and $\chi^2(k-1)$ distributions, respectively. If $k = 1$, let $Q_{k-1} \equiv 0$. For a fixed size r , let $c(r)$ be the $(1-r)$ -quantile of the R realizations of LR . Reject if and only if $LR_M > c(r)$.

¹³ Kleibergen (2002a) generates one sample for the instrument matrix Z from a $N(0, I_k \otimes I_n)$ distribution and then keeps Z fixed across $R = 10,000$ samples of the DGP (5.1) using Design (I) with $n = 100$ and $\rho_{uV} = .99$. We simulate a new matrix Z with each sample of the DGP (5.1). As a consequence, our results do not coincide with those reported by Kleibergen (2002a).

To investigate the sensitivity of the results in Kleibergen (2002a) to the choice of Z , we iterated Kleibergen's (2002a) procedure 100 times, i.e. each time we simulated a matrix Z of instruments that we then kept fixed across $R = 1,000$ samples of the DGP (5.1). We found strong dependence of the numerical results of the Monte Carlo experiment on Z . For example, in the case $\Pi_1 = 1$, $k = 1$, the power of the K -statistic to reject the hypothesis $\theta_0 = 0$ when $\theta_0 = .4$, varied from about 60% to 95% in the 100 experiments. For the specific Z that Kleibergen (2002a) generates, he reports power of about 93% (see his Figure 1, p.1793).

¹⁴ The reason for this anomaly is most easily explained in the case $k = 1$, where $LM_{EL}(0) = GELR_{CUE}(0) = n\hat{g}(0)\hat{\Omega}(0)^{-1}\hat{g}(0)$. We have $\hat{\Omega}(0) \rightarrow_p E(u_i + Y_i\theta_0)^2$, which in Design (I) with $\Pi_1 = 0.1$ equals $1 + 2\theta_0\rho_{uV} + (1.01)\theta_0^2$. If $\rho_{uV} = .99$ this expression is minimized at around $\theta_0 = -.98$ where it equals approximately .03. Therefore, this peak is caused by $\hat{\Omega}(0)^{-1}$ taking on large values for θ_0 in the neighborhood of -1 .

References

- Anderson, T. W. and H. Rubin (1949): “Estimators of the parameters of a single equation in a complete set of stochastic equations”, *The Annals of Mathematical Statistics*, 21, 570-582.
- Andrews, D. W. K. (1994): “Empirical process methods in Econometrics”, in *Handbook of Econometrics*, Vol.4, ed. by R. Engle and D. McFadden. Amsterdam: North Holland, 2247-2294.
- Baggerly, K. (1998): “Empirical Likelihood as a Goodness of Fit Measure”, *Biometrika*, 85(3), 535-547.
- Brown, B.W. and W.K. Newey (1998): “Efficient Semiparametric Estimation of Expectations”, *Econometrica* 66(2), 453-464.
- Caner, M. (2003): “Exponential Tilting with weak instruments: estimation and testing”, working paper.
- Guggenberger, P. (2003): “Econometric Essays on Generalized Empirical Likelihood, Long-memory Time Series, and Volatility”, Ph.D. thesis, Yale University.
- Hansen, L. P. (1982): “Large sample properties of Generalized Method of Moment estimators”, *Econometrica* 50(4), 1029-1054.
- Hansen, L. P., J. Heaton and A. Yaron (1996): “Finite-sample properties of some alternative GMM estimators”, *Journal of Business & Economic Statistics* 14(3), 262-280.
- Imbens, G. (1997): “One-step estimators for over-identified Generalized Method of Moments models”, *Review of Economic Studies* 64, 359-383.
- (2002): “Generalized Method of Moments and Empirical Likelihood”, *Journal of Business & Economic Statistics* 20(4), 493-506.
- Imbens, G., R. H. Spady and P. Johnson (1998): “Information Theoretic Approaches to Inference in Moment Condition Models”, *Econometrica* 66(2), 333-357.
- Kitamura, Y. (1997): “Empirical likelihood methods with weakly dependent processes”, *Annals of Statistics* 25(5), 2084-2102.

- Kitamura, Y. and M. Stutzer (1997): "An information-theoretic alternative to Generalized Method of Moments estimation", *Econometrica* 65(4), 861-874.
- Kleibergen, F. (2001): "Testing parameters in GMM without assuming that they are identified", working paper.
- (2002a): "Pivotal statistics for testing structural parameters in instrumental variables regression", *Econometrica* 70(5), 1781-1805.
- (2002b): "Two independent pivotal statistics that test location and misspecification and add-up to the Anderson-Rubin statistic", working paper.
- Moreira, M. J. (2003): "A conditional likelihood ratio test for structural models", *Econometrica* 71(4), 1027-1048.
- Newey, W.K. (1985): "Generalized Method of Moments Specification Testing", *Journal of Econometrics*, 29(3), 229-256.
- Newey, W. K. and R. J. Smith (2003): "Higher order properties of GMM and Generalized Empirical Likelihood estimators", forthcoming in *Econometrica*.
- Newey, W.K. and K.D. West (1987): "Hypothesis Testing with Efficient Method of Moments Estimation," *International Economic Review* 28(3), 777-787.
- Otsu, T. (2003): "Generalized Empirical Likelihood inference under weak identification", working paper.
- Owen, A. (1988): "Empirical Likelihood ratio confidence intervals for a single functional", *Biometrika* 75(2), 237-249.
- (1990): "Empirical Likelihood ratio confidence regions", *Annals of Statistics* 18(1), 90-120.
- Pakes, A. and D. Pollard (1989): "Simulation and the asymptotics of optimization estimators", *Econometrica* 57(5), 1027-1057.
- Phillips, P. C. B. (1989): "Partially identified Econometric models", *Econometric Theory* 5, 181-240.
- Qin J. and J. Lawless (1994): "Empirical Likelihood and general estimating equations", *Annals of Statistics* 22(1), 300-325.
- Smith, R. J. (2001): "GEL Criteria for moment condition models", working paper.
- Staiger D. and J. H. Stock (1997): "Instrumental variables regression with weak instruments", *Econometrica* 65(3), 557-586.

- Stock, J. H. and J. H. Wright (2000): “GMM with weak identification”, *Econometrica* 68(5), 1055-1096.
- Stock, J. H., J. H. Wright and M. Yogo (2002): “A survey of weak instruments and weak identification in Generalized Method of Moments”, *Journal of Business & Economic Statistics* 20(4), 518-529.
- van der Vaart, A. W. and J. A. Wellner (1996): “Weak convergence and empirical processes”, New York: Springer.
- Wooldridge, J. (2002): “Econometric analysis of cross section and panel data”, The MIT Press, Cambridge, Massachusetts.
- Zivot, E., R. Startz, and C.R. Nelson (2003): “Inference in Partially Identified Instrumental Variables Regression with Weak Instruments”, working paper.

TABLE 1Size results for Design (I) at 5% significance level. Strong instrument $\Pi_1 = 1$

| n | k | ρ_{uV} | $2SLS$ | | | | $GELR_\rho$ | | | | |
|-----|-----|-------------|--------|-------|------|--------|-------------|------|------------|-----------|----------|
| | | | HOM | HET | K | LR_M | CUE | EL | LM_{CUE} | LM_{EL} | S_{EL} |
| 50 | 1 | .0 | 4.9* | 6.0 | 5.7 | 5.4 | 4.7 | 6.7 | 4.7 | 4.7 | 8.9 |
| | | .5 | 5.1* | 6.3 | 5.5 | 5.3 | 4.8 | 6.9 | 4.8 | 4.8 | 8.9 |
| | | .99 | 5.8 | 6.7 | 5.1* | 5.1* | 4.2 | 6.4 | 4.2 | 4.2 | 8.3 |
| | 5 | .0 | 3.9 | 5.3* | 5.9 | 6.2 | 2.8 | 17.8 | 2.6 | 4.2 | 15.1 |
| | | .5 | 5.8 | 7.1 | 5.3* | 5.4 | 2.5 | 17.5 | 2.4 | 4.1 | 14.8 |
| | | .99 | 12.9 | 14.2 | 5.8 | 5.7* | 2.7 | 17.6 | 2.7 | 4.3* | 15.7 |
| | 10 | .0 | 3.2 | 4.2 | 6.2 | 6.4 | 1.4 | 44.6 | 1.8 | 4.3* | 27.2 |
| | | .5 | 8.5 | 10.0 | 5.6* | 5.7 | 1.4 | 44.2 | 1.9 | 4.4* | 26.3 |
| | | .99 | 28.4 | 30.5 | 5.8* | 5.8* | 1.6 | 45.4 | 1.4 | 3.7 | 25.1 |
| 100 | 1 | .0 | 4.6 | 5.4 | 5.2* | 5.3 | 4.6 | 5.6 | 4.6 | 4.6 | 6.3 |
| | | .5 | 5.0* | 5.8 | 5.4 | 5.4 | 5.1 | 6.2 | 5.1 | 5.1 | 6.8 |
| | | .99 | 5.3 | 5.9 | 5.0* | 4.9 | 4.5 | 5.6 | 4.5 | 4.5 | 6.3 |
| | 5 | .0 | 4.7 | 5.4 | 5.6 | 5.8 | 3.9 | 10.8 | 3.9 | 5.0* | 9.3 |
| | | .5 | 5.4 | 6.1 | 5.1* | 5.3 | 3.6 | 10.3 | 3.5 | 4.7 | 9.5 |
| | | .99 | 9.2 | 9.7 | 5.6 | 5.2* | 3.9 | 10.5 | 3.7 | 4.8* | 9.2 |
| | 10 | .0 | 4.2 | 4.8* | 5.5 | 5.2* | 2.7 | 21.1 | 2.7 | 4.7 | 14.1 |
| | | .5 | 7.3 | 8.0 | 5.4* | 5.4* | 3.0 | 21.7 | 2.5 | 4.4 | 13.3 |
| | | .99 | 18.6 | 19.8 | 5.3 | 5.1* | 2.3 | 21.4 | 2.6 | 4.5 | 13.3 |
| | 250 | .0 | 5.0* | 5.5 | 5.2 | 5.0* | 5.2 | 5.6 | 5.2 | 5.2 | 5.6 |
| | | .5 | 5.1* | 5.4 | 5.2 | 4.8 | 5.3 | 5.6 | 5.3 | 5.3 | 5.5 |
| | | .99 | 4.9* | 5.4 | 5.2 | 5.2 | 5.1* | 5.5 | 5.1* | 5.1* | 5.4 |
| | 5 | .0 | 4.8 | 5.1* | 5.2 | 5.4 | 4.6 | 7.1 | 4.2 | 4.8 | 6.1 |
| | | .5 | 5.0* | 5.3 | 4.9 | 5.2 | 4.2 | 6.3 | 4.2 | 4.8 | 5.9 |
| | | .99 | 6.9 | 7.3 | 5.1* | 5.2 | 4.6 | 6.7 | 4.3 | 4.9* | 6.2 |
| | 10 | .0 | 4.6 | 5.0* | 5.2 | 5.1 | 4.3 | 9.9 | 3.7 | 4.9 | 7.6 |
| | | .5 | 6.0 | 6.2 | 5.0* | 4.9 | 3.8 | 9.8 | 3.4 | 4.7 | 7.2 |
| | | .99 | 10.7 | 10.9 | 5.1* | 4.8 | 4.0 | 9.5 | 3.5 | 4.8 | 7.7 |

Notes: Asterisks in each row denote the number closest to the 5% significance level. The size results are computed using R=10,000 simulation repetitions.

TABLE 1 (continued)Size results for Design (I) at 5% significance level. Weak instrument $\Pi_1 = .1$

| n | k | ρ_{uV} | $2SLS$ | | | | $GELR_\rho$ | | | | |
|-----|-----|-------------|--------|-------|------|--------|-------------|------|------------|-----------|----------|
| | | | HOM | HET | K | LR_M | CUE | EL | LM_{CUE} | LM_{EL} | S_{EL} |
| 50 | 1 | .0 | 0.1 | 0.3 | 5.7 | 5.4 | 4.7* | 6.7 | 4.7* | 4.7* | 8.9 |
| | | .5 | 2.2 | 3.0 | 5.5 | 5.3 | 4.8* | 6.9 | 4.8* | 4.8* | 8.9 |
| | | .99 | 24.7 | 25.7 | 5.1* | 5.1* | 4.2 | 6.4 | 4.2 | 4.2 | 8.3 |
| | 5 | .0 | 0.6 | 1.2 | 6.6 | 7.3 | 2.8 | 17.8 | 3.7 | 5.5* | 17.1 |
| | | .5 | 16.5 | 18.9 | 6.8 | 7.3 | 2.5 | 17.5 | 3.7 | 5.4* | 17.0 |
| | | .99 | 96.5 | 96.6 | 5.8 | 6.1 | 2.7 | 17.6 | 2.8 | 4.3* | 15.6 |
| | 10 | .0 | 0.9 | 2.1 | 8.5 | 9.2 | 1.4 | 44.6 | 3.1 | 6.0* | 30.1 |
| | | .5 | 33.7 | 36.9 | 8.2 | 9.3 | 1.4 | 44.2 | 3.2 | 6.3* | 30.6 |
| | | .99 | 100.0 | 100.0 | 6.7 | 7.4 | 1.6 | 45.4 | 2.0 | 4.6* | 27.6 |
| 100 | 1 | .0 | 0.1 | 0.2 | 5.2* | 5.3 | 4.6 | 5.6 | 4.6 | 4.6 | 6.3 |
| | | .5 | 2.6 | 3.0 | 5.4 | 5.4 | 5.1* | 6.2 | 5.1* | 5.1* | 6.8 |
| | | .99 | 18.5 | 19.0 | 5.0* | 4.9 | 4.5 | 5.6 | 4.5 | 4.5 | 6.3 |
| | 5 | .0 | 0.6 | 0.9 | 5.9 | 6.1 | 3.9 | 10.8 | 4.3 | 5.6* | 10.7 |
| | | .5 | 17.0 | 18.3 | 5.6 | 6.2 | 3.6 | 10.3 | 4.2 | 5.5* | 10.3 |
| | | .99 | 92.7 | 92.8 | 5.6 | 5.5 | 3.9 | 10.5 | 3.8 | 4.9* | 9.2 |
| | 10 | .0 | 1.3 | 2.0 | 6.8 | 6.6 | 2.7 | 21.1 | 3.4 | 6.2* | 16.1 |
| | | .5 | 36.6 | 37.5 | 6.5 | 6.9 | 3.0 | 21.7 | 3.7 | 5.9* | 15.7 |
| | | .99 | 99.8 | 99.8 | 5.5 | 5.4* | 2.3 | 21.4 | 2.5 | 4.5 | 14.0 |
| 250 | 1 | .0 | 0.3 | 0.3 | 5.2 | 5.0* | 5.2 | 5.6 | 5.2 | 5.2 | 5.6 |
| | | .5 | 3.2 | 3.5 | 5.2* | 4.8* | 5.3 | 5.6 | 5.3 | 5.3 | 5.5 |
| | | .99 | 13.0 | 13.3 | 5.2 | 5.2 | 5.1* | 5.5 | 5.1* | 5.1* | 5.4 |
| | 5 | .0 | 0.7 | 0.8 | 5.1* | 5.7 | 4.6 | 7.1 | 4.4 | 5.1* | 6.5 |
| | | .5 | 15.5 | 16.0 | 5.2* | 5.4 | 4.2 | 6.3 | 4.7 | 5.4 | 6.6 |
| | | .99 | 80.1 | 80.3 | 5.1* | 5.3 | 4.6 | 6.7 | 4.3 | 4.9* | 6.5 |
| | 10 | .0 | 1.6 | 1.9 | 5.4* | 6.0 | 4.3 | 9.9 | 4.1 | 5.4* | 8.2 |
| | | .5 | 34.3 | 34.9 | 5.6 | 5.5* | 3.8 | 9.8 | 4.4 | 5.9 | 8.4 |
| | | .99 | 99.0 | 99.0 | 5.2 | 4.7 | 4.0 | 9.5 | 3.5 | 5.0* | 7.6 |

Notes: Asterisks in each row denote the number closest to the 5% significance level. The size results are computed using R=10,000 simulation repetitions.

TABLE 2Size results for Design (I_{HET}) at 5% significance level. Strong instrument $\Pi_1 = 1$

| n | k | ρ_{uV} | <i>2SLS</i> | | | | <i>GELR$_{\rho}$</i> | | | | |
|-----|-----|-------------|-------------|------------|----------|--------------------------|---------------------------------|-----------|------------------------------|-----------------------------|----------------------------|
| | | | <i>HOM</i> | <i>HET</i> | <i>K</i> | <i>LR$_M$</i> | <i>CUE</i> | <i>EL</i> | <i>LM$_{CUE}$</i> | <i>LM$_{EL}$</i> | <i>S$_{EL}$</i> |
| 50 | 1 | .0 | 24.7 | 7.6 | 26.8 | 26.3 | 3.9* | 9.6 | 3.9* | 3.9* | 16.6 |
| | | .5 | 23.7 | 7.7 | 26.6 | 26.3 | 3.9* | 9.6 | 3.9* | 3.9* | 16.3 |
| | | .99 | 22.9 | 8.3 | 26.0 | 26.1 | 3.5* | 9.2 | 3.5* | 3.5* | 16.2 |
| | 5 | .0 | 7.7 | 5.8* | 11.0 | 12.1 | 2.0 | 23.4 | 2.4 | 4.1 | 20.1 |
| | | .5 | 9.9 | 7.6 | 10.7 | 11.6 | 2.0 | 22.4 | 2.4 | 3.9* | 18.9 |
| | | .99 | 18.1 | 14.3 | 11.2 | 11.4 | 2.1 | 22.9 | 2.6 | 4.1* | 20.3 |
| | 10 | .0 | 4.7* | 4.5 | 9.3 | 10.3 | 1.1 | 49.4 | 1.9 | 4.4 | 30.3 |
| | | .5 | 10.6 | 10.0 | 8.8 | 9.4 | 1.3 | 49.8 | 1.9 | 4.4* | 29.2 |
| | | .99 | 32.1 | 29.9 | 8.8 | 8.9 | 1.4 | 50.3 | 1.4 | 3.7* | 27.9 |
| 100 | 1 | .0 | 25.3 | 6.2 | 26.4 | 26.6 | 4.3* | 7.1 | 4.3* | 4.3* | 11.1 |
| | | .5 | 25.6 | 6.8 | 26.9 | 26.8 | 4.5* | 8.2 | 4.5* | 4.5* | 12.1 |
| | | .99 | 24.0 | 7.0 | 25.5 | 25.2 | 4.5* | 7.7 | 4.5* | 4.5* | 11.2 |
| | 5 | .0 | 8.8 | 5.8 | 10.3 | 11.0 | 3.3 | 14.4 | 3.6 | 4.8* | 12.3 |
| | | .5 | 9.6 | 6.6 | 9.9 | 10.3 | 3.1 | 14.1 | 3.5 | 4.5* | 12.5 |
| | | .99 | 14.1 | 10.1 | 10.5 | 10.1 | 3.5 | 13.8 | 3.6 | 4.5* | 12.7 |
| | 10 | .0 | 6.3 | 5.0* | 8.3 | 8.1 | 2.4 | 25.1 | 2.7 | 4.6 | 16.5 |
| | | .5 | 9.6 | 8.0 | 8.1 | 8.2 | 2.7 | 25.9 | 2.6 | 4.4* | 15.9 |
| | | .99 | 22.0 | 19.2 | 7.9 | 7.7 | 2.2 | 26.0 | 2.5 | 4.5* | 15.8 |
| 250 | 1 | .0 | 25.3 | 5.8 | 25.7 | 25.4 | 4.7* | 6.3 | 4.7* | 4.7* | 7.7 |
| | | .5 | 26.4 | 5.8 | 26.6 | 26.0 | 5.0* | 6.3 | 5.0* | 5.0* | 7.8 |
| | | .99 | 25.4 | 5.9 | 26.0 | 26.1 | 4.9* | 6.3 | 4.9* | 4.9* | 7.5 |
| | 5 | .0 | 9.3 | 5.1* | 9.9 | 10.2 | 4.1 | 8.5 | 4.0 | 4.6 | 7.6 |
| | | .5 | 9.5 | 5.6 | 9.7 | 10.3 | 4.0 | 7.9 | 4.1 | 4.6* | 7.9 |
| | | .99 | 11.5 | 7.3 | 10.1 | 10.5 | 4.1 | 8.3 | 4.3 | 5.0* | 8.1 |
| | 10 | .0 | 6.8 | 4.8 | 7.6 | 7.7 | 3.9 | 12.6 | 3.6 | 5.0* | 9.1 |
| | | .5 | 8.4 | 6.3 | 7.5 | 7.5 | 3.5 | 12.0 | 3.3 | 4.7* | 8.8 |
| | | .99 | 13.7 | 10.9 | 7.9 | 7.4 | 3.7 | 11.7 | 3.5 | 4.8* | 9.2 |

Notes: Asterisks in each row denote the number closest to the 5% significance level. The size results are computed using R=10,000 simulation repetitions.

TABLE 2 (continued)Size results for Design (I_{HET}) at 5% significance level. Weak instrument $\Pi_1 = .1$

| n | k | ρ_{uV} | <i>2SLS</i> | | | | <i>GELR$_{\rho}$</i> | | | | |
|-----|-----|-------------|-------------|------------|----------|--------------------------|---------------------------------|-----------|------------------------------|-----------------------------|----------------------------|
| | | | <i>HOM</i> | <i>HET</i> | <i>K</i> | <i>LR$_M$</i> | <i>CUE</i> | <i>EL</i> | <i>LM$_{CUE}$</i> | <i>LM$_{EL}$</i> | <i>S$_{EL}$</i> |
| 50 | 1 | .0 | 0.9 | 0.4 | 26.8 | 26.3 | 3.9* | 9.6 | 3.9* | 3.9* | 16.6 |
| | | .5 | 4.4* | 3.0 | 26.6 | 26.3 | 3.9 | 9.6 | 3.9 | 3.9 | 16.3 |
| | | .99 | 23.4 | 24.5 | 26.0 | 26.1 | 3.5* | 9.2 | 3.5* | 3.5* | 16.2 |
| | 5 | .0 | 1.4 | 1.5 | 12.2 | 18.5 | 2.0 | 23.4 | 3.9 | 5.6* | 22.5 |
| | | .5 | 20.4 | 18.0 | 12.7 | 18.7 | 2.0 | 22.4 | 3.6 | 5.3* | 22.2 |
| | | .99 | 94.7 | 93.3 | 18.1 | 21.2 | 2.1 | 22.9 | 2.8 | 4.9* | 22.8 |
| | 10 | .0 | 1.5 | 2.4 | 11.9 | 17.1 | 1.1 | 49.4 | 3.1 | 6.1* | 33.5 |
| | | .5 | 36.5 | 35.8 | 12.5 | 17.0 | 1.3 | 49.8 | 3.2 | 6.5* | 34.2 |
| | | .99 | 100.0 | 99.9 | 17.9 | 21.4 | 1.4 | 50.3 | 2.3 | 5.7* | 32.2 |
| 100 | 1 | .0 | 1.1 | 0.2 | 26.4 | 26.6 | 4.3* | 7.1 | 4.3* | 4.3* | 11.1 |
| | | .5 | 6.1 | 2.9 | 26.9 | 26.8 | 4.5* | 8.2 | 4.5* | 4.5* | 12.1 |
| | | .99 | 24.4 | 18.5 | 25.5 | 25.2 | 4.5* | 7.7 | 4.5* | 4.5* | 11.2 |
| | 5 | .0 | 1.4 | 0.9 | 10.7 | 17.0 | 3.3 | 14.4 | 4.3 | 5.6* | 14.0 |
| | | .5 | 21.7 | 17.6 | 11.2 | 17.0 | 3.1 | 14.1 | 4.1 | 5.4* | 14.1 |
| | | .99 | 92.0 | 89.0 | 15.0 | 18.1 | 3.5 | 13.8 | 3.5 | 5.0* | 13.7 |
| | 10 | .0 | 2.1 | 1.9 | 9.6 | 13.4 | 2.4 | 25.1 | 3.3 | 6.0* | 18.9 |
| | | .5 | 40.0 | 36.5 | 9.2 | 14.4 | 2.7 | 25.9 | 3.5 | 6.0* | 18.4 |
| | | .99 | 99.7 | 99.6 | 13.8 | 15.4 | 2.2 | 26.0 | 2.7 | 5.3* | 18.5 |
| | 250 | .0 | 3.0 | 0.3 | 25.7 | 25.4 | 4.7* | 6.3 | 4.7* | 4.7* | 7.7 |
| | | .5 | 9.3 | 3.2 | 26.6 | 26.0 | 5.0* | 6.3 | 5.0* | 5.0* | 7.8 |
| | | .99 | 23.2 | 12.6 | 26.0 | 26.1 | 4.9* | 6.3 | 4.9* | 4.9* | 7.5 |
| | 5 | .0 | 1.8 | 0.9 | 10.1 | 15.8 | 4.1 | 8.5 | 4.3 | 5.2* | 8.1 |
| | | .5 | 20.8 | 14.8 | 10.5 | 15.4 | 4.0 | 7.9 | 4.3 | 5.0* | 7.9 |
| | | .99 | 81.5 | 76.0 | 12.3 | 14.3 | 4.1 | 8.3 | 4.2 | 5.1* | 8.2 |
| | 10 | .0 | 2.5 | 2.0 | 7.8 | 12.5 | 3.9 | 12.6 | 4.1 | 5.5* | 9.9 |
| | | .5 | 38.9 | 33.9 | 8.4 | 11.7 | 3.5 | 12.0 | 4.5* | 5.8 | 10.3 |
| | | .99 | 98.8 | 98.3 | 10.3 | 10.4 | 3.7 | 11.7 | 3.4 | 5.0* | 9.3 |

Notes: Asterisks in each row denote the number closest to the 5% significance level. The size results are computed using R=10,000 simulation repetitions.

Figure (i) Power curves, strong instrument, normal errors

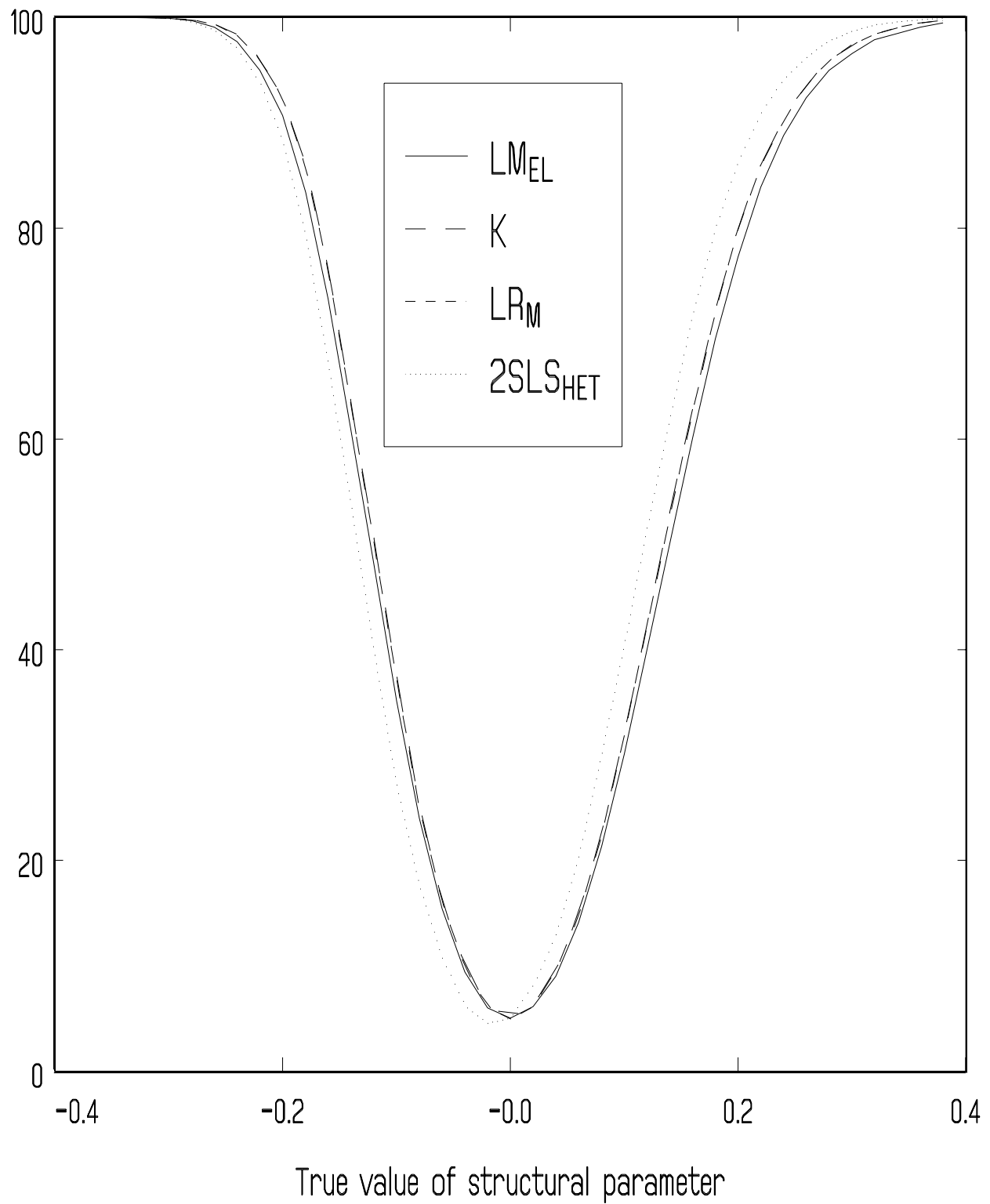


Figure (ii) Power curves, weak instrument, normal errors

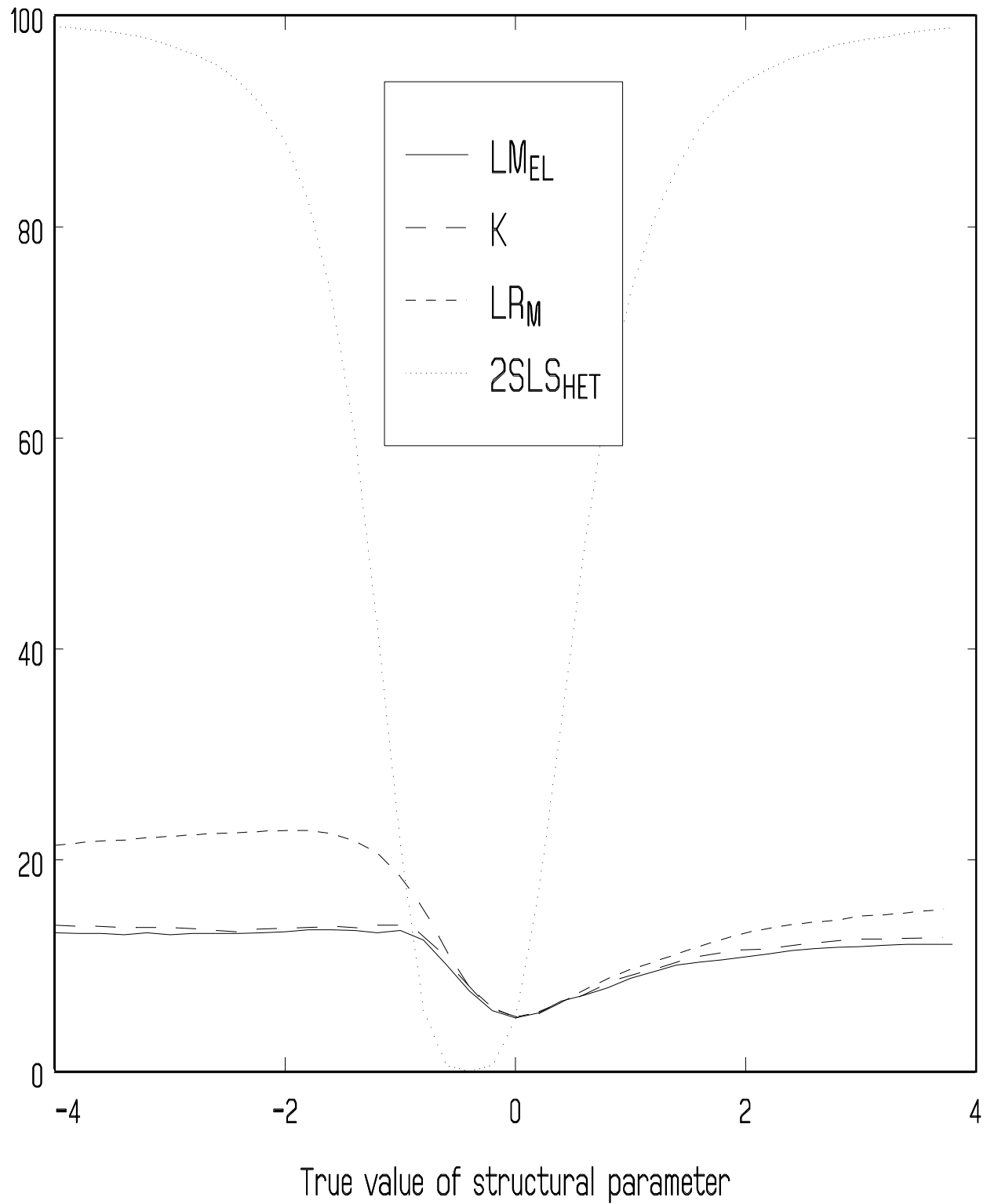


Figure (iii) Power curves, strong instrument, t_2 errors

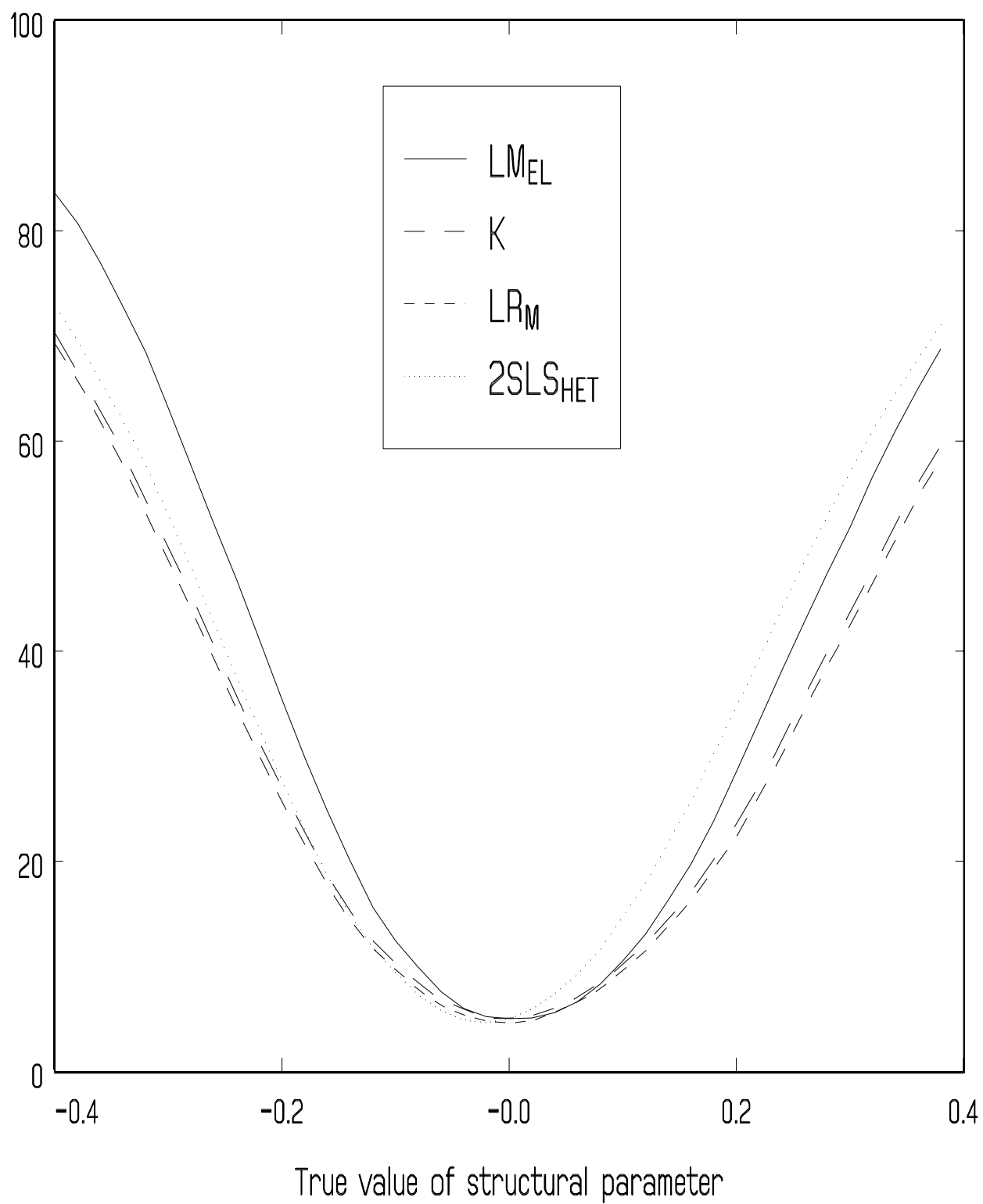


Figure (iv) Power curves, weak instrument, t_2 errors

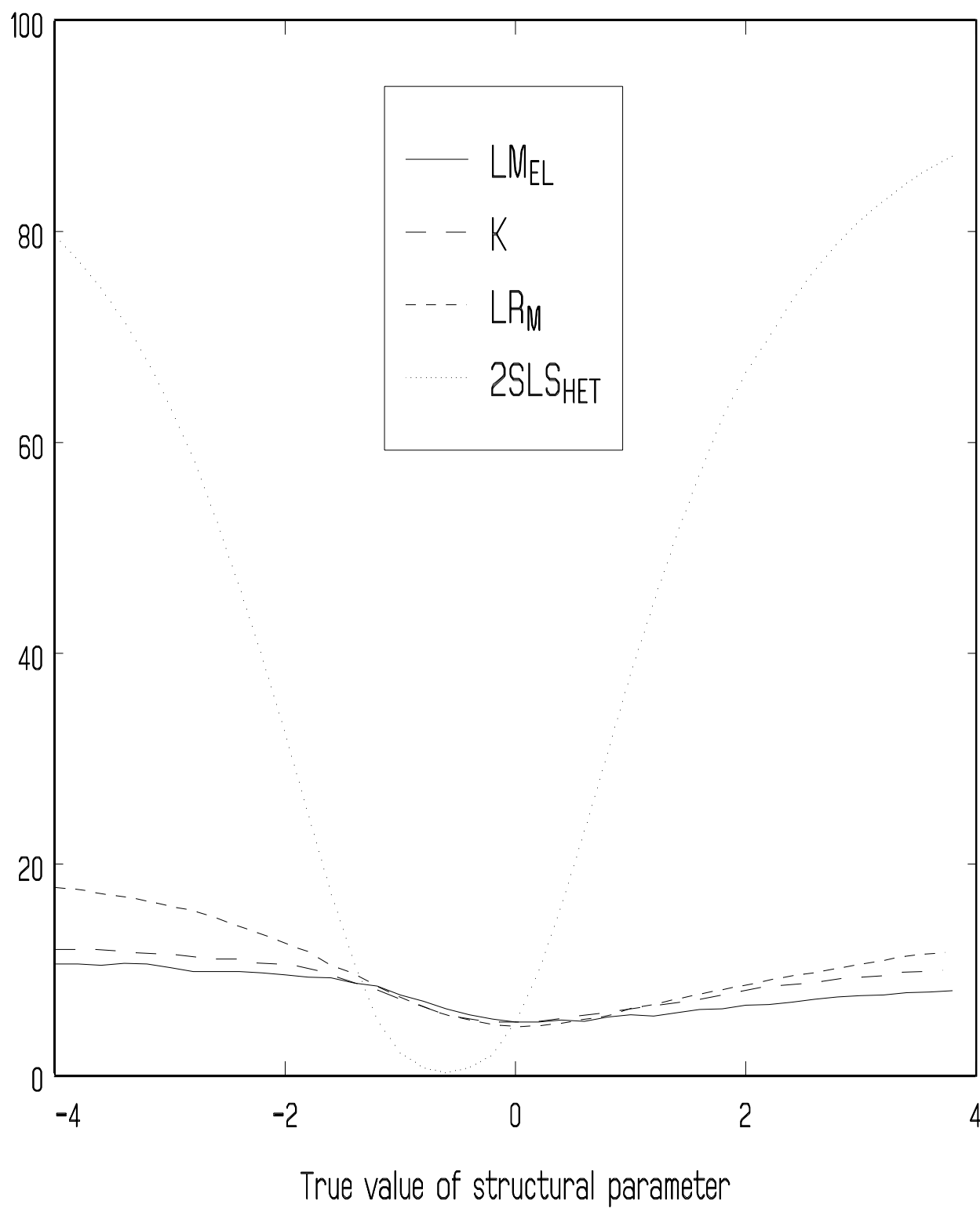


Figure (v) Power curves, strong instrument, chi-square errors

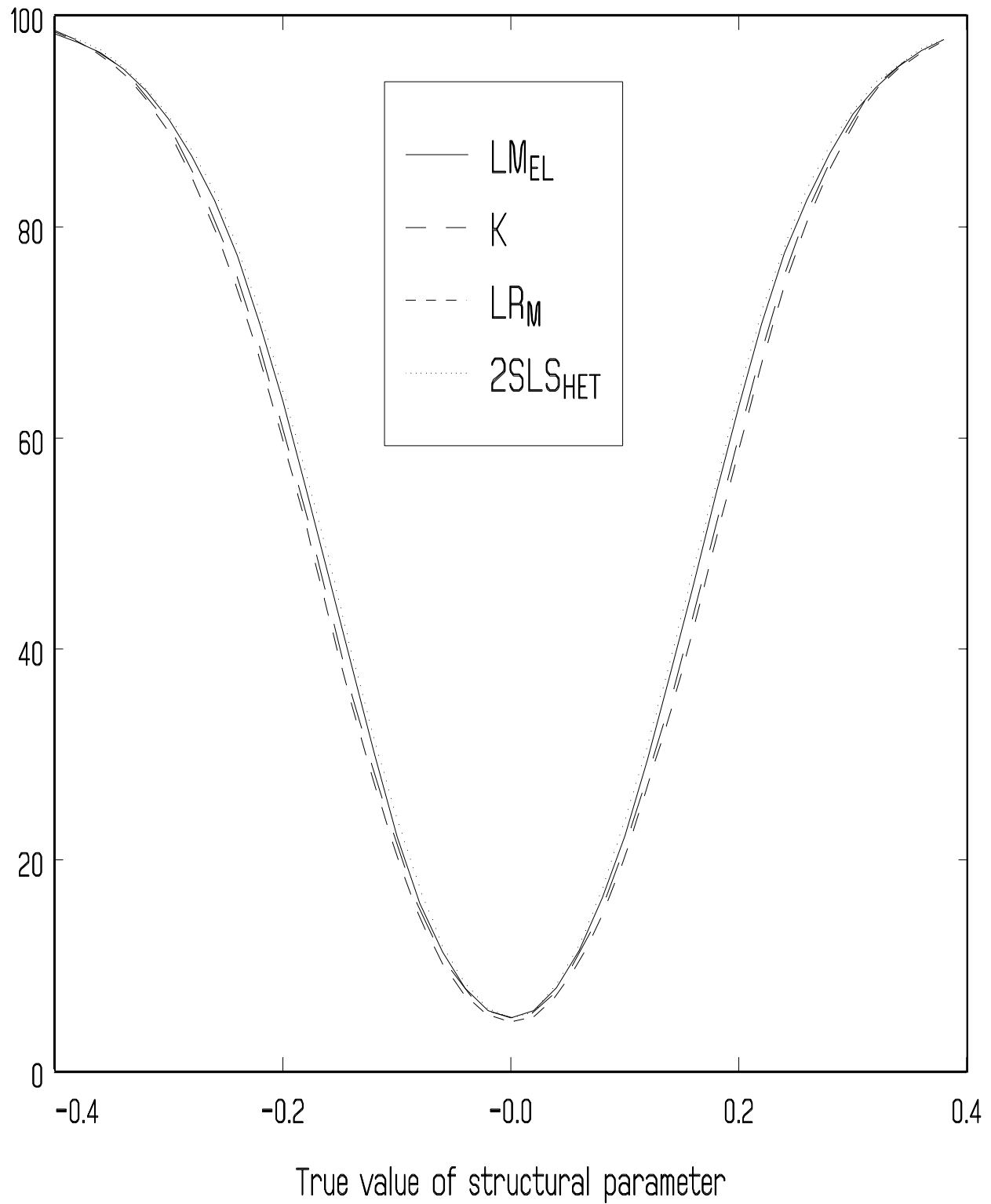


Figure (vi) Power curves, weak instrument, chi-square errors

