

Laséen, Stefan; Svensson, Lars E.O.

**Working Paper**

## Anticipated alternative policy-rate paths in policy simulations

Sveriges Riksbank Working Paper Series, No. 248

**Provided in Cooperation with:**

Central Bank of Sweden, Stockholm

*Suggested Citation:* Laséen, Stefan; Svensson, Lars E.O. (2011) : Anticipated alternative policy-rate paths in policy simulations, Sveriges Riksbank Working Paper Series, No. 248, Sveriges Riksbank, Stockholm

This Version is available at:

<https://hdl.handle.net/10419/81912>

**Standard-Nutzungsbedingungen:**

Die Dokumente auf EconStor dürfen zu eigenen wissenschaftlichen Zwecken und zum Privatgebrauch gespeichert und kopiert werden.

Sie dürfen die Dokumente nicht für öffentliche oder kommerzielle Zwecke vervielfältigen, öffentlich ausstellen, öffentlich zugänglich machen, vertreiben oder anderweitig nutzen.

Sofern die Verfasser die Dokumente unter Open-Content-Lizenzen (insbesondere CC-Lizenzen) zur Verfügung gestellt haben sollten, gelten abweichend von diesen Nutzungsbedingungen die in der dort genannten Lizenz gewährten Nutzungsrechte.

**Terms of use:**

*Documents in EconStor may be saved and copied for your personal and scholarly purposes.*

*You are not to copy documents for public or commercial purposes, to exhibit the documents publicly, to make them publicly available on the internet, or to distribute or otherwise use the documents in public.*

*If the documents have been made available under an Open Content Licence (especially Creative Commons Licences), you may exercise further usage rights as specified in the indicated licence.*

SVERIGES RIKSBANK  
WORKING PAPER SERIES

248



# Anticipated Alternative Policy-Rate Paths in Policy Simulations

*Stefan Laséen and Lars E.O. Svensson*

JANUARY 2011

WORKING PAPERS ARE OBTAINABLE FROM

Sveriges Riksbank • Information Riksbank • SE-103 37 Stockholm  
Fax international: +46 8 787 05 26  
Telephone international: +46 8 787 01 00  
E-mail: [info@riksbank.se](mailto:info@riksbank.se)

The Working Paper series presents reports on matters in the sphere of activities of the Riksbank that are considered to be of interest to a wider public.

The papers are to be regarded as reports on ongoing studies and the authors will be pleased to receive comments.

The views expressed in Working Papers are solely the responsibility of the authors and should not be interpreted as reflecting the views of the Executive Board of Sveriges Riksbank.

# Anticipated Alternative Policy-Rate Paths in Policy Simulations\*

Stefan Laséen<sup>†</sup> and Lars E.O. Svensson<sup>‡</sup>

Sveriges Riksbank Working Paper Series No. 248

January 2011

## Abstract

This paper specifies a new convenient algorithm to construct policy projections conditional on alternative *anticipated* policy-rate paths in linearized dynamic stochastic general equilibrium (DSGE) models, such as Ramses, the Riksbank's main DSGE model. Such projections with anticipated policy-rate paths correspond to situations where the central bank transparently announces that it, conditional on current information, plans to implement a particular policy-rate path and where this announced plan for the policy rate is believed and then anticipated by the private sector. The main idea of the algorithm is to include among the predetermined variables (the “state” of the economy) the vector of nonzero means of future shocks to a given policy rule that is required to satisfy the given anticipated policy-rate path.

JEL Classification: E52, E58

Keywords: Optimal monetary policy, instrument rules, policy rules, optimal policy projections

---

\*We thank Malin Adolfson, Andrew Blake, Jordi Gali, Grzegorz Grabek, Eric Leeper, Jesper Lindé, Paul McNelis, Nikolai Stähler, Anders Vredin, and conference participants at the Czech National Bank, the National Bank of Poland, the Bank of England, the 2009 SED meeting (Istanbul), and the 2010 Central Bank Macroeconomic Modeling Workshop (Manila), two anonymous referees, and the editors for helpful comments on a previous version of this paper. The views, analysis, and conclusions in this paper are those of the authors and not necessarily those of other members of the Riksbank's staff or executive board.

<sup>†</sup>Sveriges Riksbank, Monetary Policy Department, SE-103 37 Stockholm, Sweden. E-mail: Stefan.Laseen@riksbank.se

<sup>‡</sup>Sveriges Riksbank and Stockholm University. Contact Address: Sveriges Riksbank, SE-103 37 Stockholm, Sweden. E-mail: Lars.Svensson@riksbank.se.

## 1. Introduction

This paper specifies a new convenient way to construct policy projections conditional on alternative *anticipated* policy-rate paths in linearized dynamic stochastic general equilibrium (DSGE) models, such as Ramses, the Riksbank’s main DSGE model.<sup>1</sup> Such projections with anticipated policy-rate paths correspond to situations where the central bank transparently announces that it, conditional on current information, plans to implement a particular policy-rate path and where this announced plan for the policy rate is believed and then anticipated by the private sector. Such projections are particularly relevant for central banks such as the Reserve Bank of New Zealand (RBNZ), Norges Bank, the Riksbank, and the Czech National Bank (CNB), where the policy announcement includes not only the current policy rate decision but also a forecast path for the future policy rate. They are also relevant in the discussion about the kind of “forward guidance” about the future policy rate that the Federal Reserve System and the Bank of Canada have recently given.

A common method to do policy simulations for alternative policy-rate paths is to add *unanticipated* shocks to a given instrument rule (a rule that specifies the policy rate as a function of observed variables), as in the method of modest interventions by Leeper and Zha [22] (see appendix D). That method is designed to deal with policy simulations that involve “modest” unanticipated deviations from a given instrument rule. Such policy simulations correspond to a situation when the central bank would nontransparently and secretly plan to surprise the private sector by deviations from an announced instrument rule (or, alternatively a situation when the central bank announces and follows a future path but the path is not believed by and each period surprises the private sector). Aside from corresponding to policy that is either non-transparent or lacks credibility, such deviations are in practical simulations often both serially correlated and large, which can be inconsistent with the assumption that they would remain unanticipated and interpreted as i.i.d. shocks by the private sector. In other words, they are in practice often not “modest” in the sense of Leeper and Zha. Projections with anticipated policy-rate paths would in many cases seem more relevant for the transparent flexible inflation targeting that central banks such as the RBNZ, Norges Bank, the Riksbank, and the CNB conduct.<sup>2</sup>

A standard way to incorporate anticipated shocks (that is, shocks with non-zero time-varying means) in an economic model with forward-looking variables is to use a deterministic, perfect-

---

<sup>1</sup> The policy rate (also called the instrument rate) is the short interest rate that the central bank uses as a (policy) instrument (control variable). For the Riksbank, the policy rate is the repo rate.

<sup>2</sup> However, as noted in Svensson [33], there are recent cases when the Riksbank’s policy-rate path has been far from credible and when projections with unanticipated shocks may be more relevant.

foresight variant of the model where all future shocks are set equal to their means and are assumed to be known in the first period. Furthermore, a finite horizon is assumed, with a terminal condition where all variables equal their steady-state values. The problem can then be seen as a two-point boundary problem with an initial and a terminal condition. Stacking the model equations for the finite number of periods together with the initial and terminal condition gives rise to a finite-dimensional simultaneous equation system, nonlinear for a nonlinear model and linear for a linear model. The model can then be solved with the Fair-Taylor [13] algorithm or the so-called Stacked Time algorithm of Laffargue [21], Boucekkine [11], and Juillard [19]. The horizon is extended until it has a negligible effect on the solution.<sup>3</sup> The Dynare [12] collection of MatLab and Octave routines uses the Stacked Time algorithm for deterministic, perfect-foresight settings.

Assuming a linear model (a linearized DSGE model), we provide an alternative simple and convenient algorithm that allows a stochastic interpretation – more precisely a standard state-space representation of a stochastic linear model with forward-looking variables, the solution of which can be expressed in a recursive form and found with standard algorithms for the solution of linear rational-expectations systems, such as the Klein [20], Sims [28], or AIM algorithms (Anderson and Moore [9] and [10]). The main idea is to include among the predetermined variables (the “state” of the economy) the vector of nonzero means of future shocks to a given instrument rule. By modelling the shocks as a moving-average process – more precisely, the sum of zero-mean i.i.d. shocks – we allow a consistent stochastic interpretation of new information about the nonzero means. The policy-rate path can then be written as a function of the initial state of the economy, including the vector of anticipated shocks, and the vector of anticipated shocks can be chosen so as to result in any desired anticipated policy-rate path. This is a special case of the more general analysis of judgment in monetary policy in Svensson [31] and of optimal policy projections with judgment in Svensson and Tetlow [34].

Our algorithm thus adds an anticipated sequence of shocks to a general but constant policy rule, including targeting rules (conditions on the target variables, the variables that are the arguments of the loss function) and explicit or implicit instrument rules (instrument rules where the policy rate depends on predetermined variables only or also on forward-looking variables). It very conveniently allows the construction of policy projections for alternative arbitrary nominal and real policy-rate paths, whether or not these are optimal for a particular loss function or not.

We consider policy simulations where restrictions on the nominal or real policy-rate path are

---

<sup>3</sup> That is, one need only extend the horizon until such a point that the extension no longer affects the simulated results over the horizon of interest. This is a “type III iteration” in the parlance of Fair and Taylor [13].

eventually followed by an anticipated future switch to a given well-behaved policy rule, either optimal or arbitrary. With such a setup, there is a unique equilibrium for each specified set of restrictions on the nominal or real policy-rate path. The equilibrium will, in a model with forward-looking variables, depend on which future policy rule is implemented, but for any given such policy rule, the equilibrium is unique. It is well known since Sargent and Wallace [27] that an exogenous nominal policy-rate path will normally lead to indeterminacy in a model with forward-looking variables (and to an explosive development in a backward-looking model), so at some future time the nominal policy-rate must become endogenous for a well-behaved equilibrium to result (see also Gagnon and Henderson [14]). Such a setup with a switch to a well-behaved policy rule solves the problem with multiple equilibria for alternative policy-rate projections that Gali [15] has emphasized. On the other hand, consistent with Gali’s results, the unique equilibrium depends on and is sensitive to both the time of the switch and the policy rule to which policy shifts.

We demonstrated our method for three different models, namely the small empirical backward-looking model of the U.S. economy of Rudebusch and Svensson [26], the small empirical forward-looking model of the U.S. economy of Lindé [23], and Ramses, the medium-sized model of the Swedish economy of Adolfson, Laséen, Lindé, and Villani [4].<sup>4</sup> From the examples examined in this paper, we see that, in a model without forward-looking variables such as the Rudebusch-Svensson model, there is no difference between policy simulations with anticipated and unanticipated restrictions on the policy-rate path. In a model with forward-looking variables, such as the Lindé model or Ramses, there is such a difference, and the impact of anticipated restrictions would generally be larger than that of unanticipated restrictions. In a model with forward-looking variables, exogenous restrictions on the policy-rate path are consistent with a unique equilibrium, if there is a switch to a well-behaved policy rule in the future. For given restrictions on the policy-rate path, the equilibrium depends on that policy rule.

If inflation is sufficiently sensitive to the real policy rate, “unusual” equilibria may result from restrictions for sufficiently many quarters on the nominal policy rate. Such cases have the property that a shift up of the real interest-rate path reduces inflation and inflation expectations so much that the nominal interest-rate path (which by the Fisher equation equals the real interest-rate path plus the path of inflation expectations) shifts down. Then, a shift up of the nominal interest-rate path requires an equilibrium where the path of inflation and inflation expectations shifts up more and the real policy-rate path shifts down. In the Rudebusch-Svensson model, which has no forward-

---

<sup>4</sup>See also Adolfson, Laséen, Lindé, and Villani [5] and [6].

looking variables, inflation is so sluggish and insensitive to changes in the real policy rate that there are only small differences between restrictions on the nominal and real policy rate. In the Lindé model, inflation is so sensitive to the real policy rate that restrictions for 5–6 quarters or more on the nominal policy rate result in unusual equilibria. In Ramses, unusual equilibria seem to require restrictions for 10 quarters or more. In order to avoid unusual equilibria, restrictions should be imposed for fewer quarters than that.

The paper is organized as follows: Section 2 presents the state-space representation of a linear(ized) DSGE model and shows how to do policy simulations with an arbitrary constant (that is, time-invariant) policy rule, such as an instrument rule or a targeting rule. Section 3 shows our convenient way of constructing policy projections that satisfy arbitrary anticipated restrictions on the nominal or real policy rate by introducing anticipated time-varying deviations in the policy rule. Section 4 provides examples of restrictions on nominal and real policy-rate paths for the Rudebusch-Svensson model, the Lindé model, and Ramses. Section 5 presents some conclusions.

A few appendices contain some technical details. Appendix A specifies the policy rule under optimal policy under commitment. Appendices B and C provide some details on the Rudebusch-Svensson and Lindé models, respectively. Appendix D demonstrates the Leeper and Zha [22] method of modest interventions in this framework.

## 2. The model

A linear model with forward-looking variables (such as a DSGE model like Ramses that is linearized around a steady state) can be written in the following practical state-space form,

$$\begin{bmatrix} X_{t+1} \\ Hx_{t+1|t} \end{bmatrix} = A \begin{bmatrix} X_t \\ x_t \end{bmatrix} + Bi_t + \begin{bmatrix} C \\ 0 \end{bmatrix} \varepsilon_{t+1} \quad (2.1)$$

for  $t = \dots, -1, 0, 1, \dots$ . Here,  $X_t$  is an  $n_X$ -vector of *predetermined* variables in period  $t$  (where the period is a quarter);  $x_t$  is an  $n_x$ -vector of *forward-looking* variables;  $i_t$  is generally an  $n_i$ -vector of (policy) *instruments* but in the cases examined here it is a scalar, the policy rate, in the Riksbank's case the repo rate, so  $n_i = 1$ ;  $\varepsilon_t$  is an  $n_\varepsilon$ -vector of i.i.d. shocks with mean zero and covariance matrix  $I_{n_\varepsilon}$ ;  $A$ ,  $B$ , and  $C$ , and  $H$  are matrices of the appropriate dimension; and for any stochastic process  $y_t$ ,  $y_{t+\tau|t}$  denotes  $E_t y_{t+\tau}$ , the rational expectation of  $y_{t+\tau}$  conditional on information available in period  $t$ . The forward-looking variables and the instruments are the *nonpredetermined* variables.<sup>5</sup>

---

<sup>5</sup> A variable is predetermined if its one-period-ahead prediction error is an exogenous stochastic process (Klein [20]). For (2.1), the one-period-ahead prediction error of the predetermined variables is the stochastic vector  $C\varepsilon_{t+1}$ .



The variables can be measured as differences from steady-state values, in which case their unconditional means are zero. Alternatively, one of the components of  $X_t$  can be unity, so as to allow the variables to have nonzero means. The elements of the matrices  $A$ ,  $B$ ,  $C$ , and  $H$  are normally estimated with Bayesian methods. Here they are considered fixed and known for the policy simulations. More precisely, the matrices are considered structural, for instance, functions of the deep parameters in an underlying linearized DSGE model. Hence, with a linear model with additive uncertainty and a quadratic loss function as specified in appendix A, the conditions for certainty equivalence are satisfied, that is, mean forecasts are sufficient for policy decisions.

The upper block of (2.1) provides  $n_X$  equations determining the  $n_X$ -vector  $X_{t+1}$  in period  $t+1$  for given  $X_t$ ,  $x_t$ ,  $i_t$  and  $\varepsilon_{t+1}$ ,

$$X_{t+1} = A_{11}X_t + A_{12}x_t + B_1i_t + C\varepsilon_{t+1}, \quad (2.2)$$

where  $A$  and  $B$  are partitioned conformably with  $X_t$  and  $x_t$  as

$$A \equiv \begin{bmatrix} A_{11} & A_{12} \\ A_{21} & A_{22} \end{bmatrix}, \quad B = \begin{bmatrix} B_1 \\ B_2 \end{bmatrix}. \quad (2.3)$$

The lower block provides  $n_x$  equations determining  $x_t$  in period  $t$  for given  $x_{t+1|t}$ ,  $X_t$ , and  $i_t$ ,

$$x_t = A_{22}^{-1}(Hx_{t+1|t} - A_{21}X_t - B_2i_t). \quad (2.4)$$

Hence, we assume that the  $n_x \times n_x$  submatrix  $A_{22}$  is nonsingular, which assumption must be satisfied by any reasonable model with forward-looking variables.<sup>6</sup>

In a backward-looking model, that is, a model without forward-looking variables, there is no vector  $x_t$  of forward-looking variables and no lower block of equations in (2.1).

With a constant (that is, time-invariant) arbitrary instrument rule, the policy rate satisfies

$$i_t = [f_X \quad f_x] \begin{bmatrix} X_t \\ x_t \end{bmatrix}, \quad (2.5)$$

where the  $n_i \times (n_X + n_x)$  matrix  $[f_X \quad f_x]$  is a given (linear) instrument rule and partitioned conformably with  $X_t$  and  $x_t$ . If  $f_x \equiv 0$ , the instrument rule is an *explicit* instrument rule; if  $f_x \neq 0$ , the instrument rule is an *implicit* instrument rule. In the latter case, the instrument rule is actually an equilibrium condition, in the sense that in a real-time analogue the policy rate in period  $t$  and the forward-looking variables in period  $t$  would be simultaneously determined.

---

<sup>6</sup> Without loss of generality, we assume that the shocks  $\varepsilon_t$  only enter in the upper block of (2.1), since any shocks in the lower block of (2.1) can be redefined as additional predetermined variables and introduced in the upper block.

The instrument rule that is estimated for Ramses is of the form (see the appendix of Adolfson, Laséen, Lindé, and Svensson [1] (ALLS1) for the notation)

$$\begin{aligned} i_t = & \rho_R i_{t-1} + (1 - \rho_R) \left[ \widehat{\pi}_t^c + r_\pi (\widehat{\pi}_{t-1}^c - \widehat{\pi}_t^c) + r_y \widehat{y}_{t-1} + r_x \widehat{x}_{t-1} \right] \\ & + r_{\Delta\pi} (\widehat{\pi}_t^c - \widehat{\pi}_{t-1}^c) + r_{\Delta y} (\widehat{y}_t - \widehat{y}_{t-1}) + \varepsilon_{Rt}. \end{aligned} \quad (2.6)$$

Since  $\widehat{\pi}_t^c$  and  $\widehat{y}_t$ , the deviation of CPI inflation and output from trend, are forward-looking variables in Ramses, this is an implicit instrument rule.

An arbitrary more general (linear) policy rule  $(G, f)$  can be written as

$$G_x x_{t+1|t} + G_i i_{t+1|t} = f_X X_t + f_x x_t + f_i i_t, \quad (2.7)$$

where the  $n_i \times (n_x + n_i)$  matrix  $G \equiv [G_x \ G_i]$  is partitioned conformably with  $x_t$  and  $i_t$  and the  $n_i \times (n_X + n_x + n_i)$  matrix  $f \equiv [f_X \ f_x \ f_i]$  is partitioned conformably with  $X_t$ ,  $x_t$ , and  $i_t$ . This general policy rule includes explicit, implicit, and forecast-based instrument rules (in the latter the policy rate depends on expectations of future forward-looking variables,  $x_{t+1|t}$ ) as well as targeting rules (conditions on current, lagged, or expected future target variables).<sup>7</sup> When this general policy rule is an instrument rule, we require the  $n_x \times n_i$  matrix  $f_i$  to be nonsingular, so (2.7) determines  $i_t$  for given  $X_t$ ,  $x_t$ ,  $x_{t+1|t}$ , and  $i_{t+1|t}$ .

The optimal instrument rule under commitment (see appendix A) can be written as

$$0 = F_{iX} X_t + F_{i\Xi} \Xi_{t-1} - i_t, \quad (2.8)$$

where the matrix  $F_i$  in (A.6) is partitioned conformably with  $X_t$  and  $\Xi_{t-1}$ . Here the  $n_x$ -vector of Lagrange multipliers  $\Xi_t$  in equilibrium follows

$$\Xi_t = M_{\Xi X} X_t + M_{\Xi\Xi} \Xi_{t-1}, \quad (2.9)$$

where the matrix  $M$  in (A.5) has been portioned conformably with  $X_t$  and  $\Xi_{t-1}$ . Thus, in order to include this optimal instrument rule in the set of policy rules (2.7) considered, the predetermined variables need to be augmented with  $\Xi_{t-1}$  and the equations for the predetermined variables with (2.9). For simplicity, the treatment below does not include this augmentation. Alternatively, below the vector of predetermined variables could consistently be augmented with the vector of Lagrange multipliers, so everywhere we would have  $(X_t', \Xi_{t-1}')'$  instead of  $X_t$ , with corresponding augmentation of the relevant matrices.

<sup>7</sup> A targeting rule can be expressed in terms of expected leads, current values, and lags of the target variables (the arguments of the loss function); see Svensson [30], Svensson and Woodford [35], and Giannoni and Woodford [16].

The general policy rule can be added to the model equations (2.1) to form the new system to be solved. With the notation  $\tilde{x}_t \equiv (x'_t, i'_t)'$ , the new system can be written

$$\begin{bmatrix} X_{t+1} \\ \tilde{H}\tilde{x}_{t+1|t} \end{bmatrix} = \tilde{A} \begin{bmatrix} X_t \\ \tilde{x}_t \end{bmatrix} + \begin{bmatrix} C \\ 0_{(n_x+n_i) \times n_\varepsilon} \end{bmatrix} \varepsilon_{t+1}, \quad (2.10)$$

for  $t = \dots, -1, 0, 1, \dots$ , where

$$\tilde{H} \equiv \begin{bmatrix} H & 0 \\ G_x & G_i \end{bmatrix}, \quad \tilde{A} \equiv \begin{bmatrix} A_{11} & A_{12} & B_1 \\ A_{21} & A_{22} & B_2 \\ f_X & f_x & f_i \end{bmatrix},$$

and where  $\tilde{H}$  is partitioned conformably with  $x_t$  and  $i_t$  and  $\tilde{A}$  is partitioned conformably with  $X_t$ ,  $x_t$ , and  $i_t$ .

Then, under the assumption that the policy rule gives rise to the saddlepoint property (that the number of eigenvalues with modulus greater than unity is equal to the number of non-predetermined variables), the system can be solved with the Klein [20] algorithm or the other algorithms for the solution of linear rational-expectations models mentioned in the introduction. The Klein algorithm generates the matrices  $M$  and  $F$  such that the resulting equilibrium satisfies

$$X_{t+1} = MX_t + C\varepsilon_{t+1}, \quad (2.11)$$

$$\tilde{x}_t \equiv \begin{bmatrix} x_t \\ i_t \end{bmatrix} = FX_t \equiv \begin{bmatrix} F_x \\ F_i \end{bmatrix} X_t \quad (2.12)$$

for  $t = \dots, -1, 0, 1, \dots$ , where the matrices  $M$  and  $F$  depend on  $\tilde{A}$  and  $\tilde{H}$ , and thereby on  $A$ ,  $B$ ,  $H$ ,  $G$ , and  $f$ .

In a backward-looking model, the time-invariant instrument rule depends on the vector of predetermined variables only, since there are no forward-looking variables, and the vector  $\tilde{x}_t$  is identical to  $i_t$ .

Consider now *projections* in period  $t$ , that is, mean forecasts, conditional on information available in period  $t$ , of future realizations of the variables. For any stochastic vector process  $u_t$ , let  $u^t \equiv \{u_{t+\tau,t}\}_{\tau=0}^\infty$  denote a *projection* in period  $t$ , where  $u_{t+\tau,t}$  denotes the mean forecast of the realization of the vector in period  $t + \tau$  conditional on information available in period  $t$ . We refer to  $\tau$  as the horizon of the forecast  $u_{t+\tau,t}$ .

The projection  $(X^t, x^t, i^t)$  in period  $t$  is then given by (2.11) and (2.12) when we set the mean of future i.i.d. shocks equal to zero,  $\varepsilon_{t+\tau,t} = \mathbb{E}_t \varepsilon_{t+\tau} = 0$  for  $\tau > 0$ . It then satisfies

$$X_{t+\tau,t} = M^\tau X_{t,t}, \quad (2.13)$$

$$\tilde{x}_{t+\tau,t} \equiv \begin{bmatrix} x_{t+\tau,t} \\ i_{t+\tau,t} \end{bmatrix} = F X_{t+\tau,t} \equiv \begin{bmatrix} F_x \\ F_i \end{bmatrix} X_{t+\tau,t} = \begin{bmatrix} F_x \\ F_i \end{bmatrix} M^\tau X_{t,t}, \quad (2.14)$$

$$X_{t,t} = X_{t|t}, \quad (2.15)$$

for  $\tau \geq 0$ , where  $X_{t|t}$  is the estimate of predetermined variables in period  $t$  conditional on information available in the beginning of period  $t$ . Thus, “ $t$ ” and “ $|t$ ” in subindices refer to projections (forecasting) and estimates (“nowcasting” and “backcasting”) in the beginning of period  $t$ , respectively.

### 3. Projections with time-varying restrictions on the policy rate

The projection of the policy rate  $i^t = \{i_{t+\tau,t}\}_{\tau=0}^\infty$  in period  $t$  is by (2.14) given by

$$i_{t+\tau,t} = F_i M^\tau X_{t+\tau,t}$$

for  $\tau \geq 0$ .<sup>8</sup>

Suppose now that we consider imposing restrictions on the policy-rate projection of the form

$$i_{t+\tau,t} = \bar{i}_{t+\tau,t}, \quad \tau = 0, \dots, T, \quad (3.1)$$

where  $\{\bar{i}_{t+\tau,t}\}_{\tau=0}^T$  is a sequence of  $T+1$  given policy-rate levels. Alternatively, we can have restriction on the real policy-rate projection of the form

$$r_{t+\tau,t} = \bar{r}_{t+\tau,t}, \quad \tau = 0, \dots, T, \quad (3.2)$$

where

$$r_t \equiv i_t - \pi_{t+1|t} \quad (3.3)$$

is the real policy rate and  $\pi_{t+1|t}$  is expected inflation. With restrictions of this kind, the nominal or real policy rate is exogenous for period  $t, t+1, \dots, t+T$ .

These restrictions are here assumed to be anticipated by both the central bank and the private sector, in contrast to Leeper and Zha [22] where they are anticipated and planned by the central bank but not anticipated by the private sector. Thus, our case corresponds to a situation where the restriction is announced to the private sector by the central bank and believed by the private sector, whereas the Leeper and Zha case corresponds to a situation where the central bank either

---

<sup>8</sup> The projection of the policy rate and the other variables will satisfy the policy rule,

$$G_x x_{t+\tau+1,t} + G_i i_{t+\tau+1,t} = f_X X_{t+\tau,t} + f_x x_{t+\tau,t} + f_i i_{t+\tau,t},$$

for  $\tau \geq 0$ .

makes secret plans to implement the restriction or the restriction is announced but not believed by the private sector.

The restrictions make the nominal or real policy-rate projection exogenous for the periods  $t$ ,  $t + 1$ , ...,  $t + T$ . We know from Sargent and Wallace [27] that exogenous interest rates may cause indeterminacy when there are forward-looking variables. In order to ensure determinacy, we assume that there is an anticipated switch in period  $t + T + 1$  to the policy rule  $(G, f)$ . Then the restrictions can be implemented by augmenting a stochastic deviation,  $z_t$ , to the policy rule (2.7),

$$G_x x_{t+1|t} + G_i i_{t+1|t} = f_X X_t + f_x x_t + f_i i_t + z_t. \quad (3.4)$$

The projection  $\{z_{t+\tau,t}\}_{\tau=0}^T$  of the future deviations is then chosen such that (3.1) or (3.2) is satisfied. The projection of the future deviation from the horizon  $T + 1$  and beyond is zero, corresponding to the anticipated shift then to the policy rule  $(G, f)$ .

More precisely, we let the  $(T + 1)$ -vector  $z^t \equiv (z_{t,t}, z_{t+1,t}, \dots, z_{t+T,t})'$  (where  $z_{t,t} = z_t$ ) denote a projection of the stochastic variable  $z_{t+\tau}$  for  $\tau = 0, \dots, T$ . As in the treatment of central-bank judgment in Svensson [31], the stochastic variable  $z_t$  is called the deviation. In particular, we assume that the deviation is a moving-average process that satisfies

$$z_t = \eta_{t,t} + \sum_{s=1}^T \eta_{t,t-s}$$

for a given  $T \geq 0$ , where  $\eta^t \equiv (\eta'_{t,t}, \eta'_{t+1,t}, \dots, \eta'_{t+T,t})'$  is a zero-mean i.i.d. random  $(T + 1)$ -vector realized in the beginning of period  $t$  and called the innovation in period  $t$ . For  $T = 0$ , we have  $z_t = \eta_{t,t}$ , and the deviation is a simple i.i.d. disturbance. For  $T > 0$ , the deviation instead follows a moving-average process. Then we have

$$\begin{aligned} z_{t+\tau,t+1} &= z_{t+\tau,t} + \eta_{t+\tau,t+1}, \quad \tau = 1, \dots, T, \\ z_{t+T+1,t+1} &= \eta_{t+T+1,t+1}. \end{aligned}$$

It follows that the dynamics of the deviation and the projection  $z^t$  can be written

$$z^{t+1} = A_z z^t + \eta^{t+1}, \quad (3.5)$$

where the  $(T + 1) \times (T + 1)$  matrix  $A_z$  is defined as

$$A_z \equiv \begin{bmatrix} 0_{T \times 1} & I_T \\ 0 & 0_{1 \times T} \end{bmatrix}.$$

Hence,  $z^t$  is the central bank's mean projection of current and future deviations, and  $\eta^t$  can be interpreted as the new information the central bank receives in the beginning of period  $t$  about those deviations.<sup>9</sup>

Combining the model (2.1) with the augmented policy rule (3.4) gives the system

$$\begin{bmatrix} \tilde{X}_{t+1} \\ \tilde{H}\tilde{x}_{t+1|t} \end{bmatrix} = \tilde{A} \begin{bmatrix} \tilde{X}_t \\ \tilde{x}_t \end{bmatrix} + \begin{bmatrix} \tilde{C} \\ 0_{(n_x+n_i)\times(n_\varepsilon+T+1)} \end{bmatrix} \begin{bmatrix} \varepsilon_{t+1} \\ \eta^{t+1} \end{bmatrix}, \quad (3.6)$$

for  $t = \dots, -1, 0, 1, \dots$ , where

$$\tilde{X}_t \equiv \begin{bmatrix} X_t \\ z^t \end{bmatrix}, \quad \tilde{x}_t \equiv \begin{bmatrix} x_t \\ i_t \end{bmatrix}, \quad \tilde{H} \equiv \begin{bmatrix} H & 0 \\ G_x & G_i \end{bmatrix},$$

$$\tilde{A} \equiv \begin{bmatrix} A_{11} & 0_{n_X \times 1} & 0_{n_X \times T} & A_{12} & B_1 \\ 0_{T \times n_X} & 0_{T \times 1} & I_T & 0_{T \times n_x} & 0_{T \times 1} \\ 0_{1 \times n_X} & 0 & 0_{1 \times T} & 0_{1 \times n_x} & 0 \\ A_{21} & 0_{n_x \times 1} & 0_{n_x \times T} & A_{22} & B_2 \\ f_X & 1 & 0_{1 \times T} & f_x & f_i \end{bmatrix}, \quad \tilde{C} \equiv \begin{bmatrix} C & 0_{n_X \times (T+1)} \\ 0_{(T+1) \times n_\varepsilon} & I_{T+1} \end{bmatrix}.$$

Under the assumption of the saddlepoint property, the system of difference equations (3.6) has a unique solution and there exist unique matrices  $M$  and  $F$  such that projection can be written

$$\begin{aligned} \tilde{X}_{t+\tau,t} &= M^\tau \tilde{X}_{t,t}, \\ \tilde{x}_{t+\tau,t} &= F \tilde{X}_{t+\tau,t} = FM^\tau \tilde{X}_{t,t} \end{aligned}$$

for  $\tau \geq 0$ , where  $X_{t,t}$  in  $\tilde{X}_{t,t} \equiv (X'_{t,t}, z^t)'$  is given but the  $(T+1)$ -vector  $z^t$  remains to be determined. Its elements are then determined by the restrictions (3.1) or (3.2).

In order to satisfy the restriction (3.1) on the nominal policy rate, we note that it can now be written

$$i_{t+\tau,t} = F_i M^\tau \begin{bmatrix} X_{t,t} \\ z^t \end{bmatrix} = \bar{v}_{t+\tau,t}, \quad \tau = 0, 1, \dots, T.$$

This provides  $T+1$  linear equations for the  $T+1$  elements of  $z^t$ .

In order to instead satisfy the restriction (3.2) on the real policy rate, we note that inflation expectations in a DSGE model similar to Ramses generally satisfy

$$\pi_{t+1|t} \equiv \varphi \tilde{x}_{t+1|t} + \Phi \begin{bmatrix} \tilde{X}_t \\ \tilde{x}_t \end{bmatrix}. \quad (3.7)$$

for some vectors  $\varphi$  and  $\Phi$ . These vectors  $\varphi$  and  $\Phi$  are structural, not reduced-form expressions.

For instance, if  $\pi_t$  is one of the elements of  $x_t$ , the corresponding element of  $\varphi$  is unity, all other

<sup>9</sup> In Svensson [31] the deviation  $z_t$  is an  $n_z$ -vector of terms entering the different equations in the model, and the projection  $z^t$  of future  $z_t$  deviation is identified with central-bank judgment. The graphs in Svensson [31] can be seen as impulse responses to  $\eta^t$ , the new information about future deviations. (The notation here is slightly different from Svensson [31] in that there the projection  $z^t \equiv (z_{t+1,t}, \dots, z_{t+T,t})'$  does not include the current deviation.)

elements of  $\varphi$  are zero, and  $\Phi \equiv 0$ . If  $\pi_{t+1|t}$  is one of the elements of  $\tilde{x}_t$ , the corresponding element of  $\Phi$  is unity, all other elements of  $\Phi$  are zero, and  $\varphi \equiv 0$ . Then the restriction (3.2) can be written

$$r_{t+\tau,t} \equiv i_{t+\tau,t} - \pi_{t+\tau+1,t} = (F_i - \varphi FM - \Phi)M^\tau \begin{bmatrix} X_{t,t} \\ z^t \end{bmatrix} = \bar{r}_{t+\tau,t}, \quad \tau = 0, 1, \dots, T.$$

This again provides  $T + 1$  linear equations for the  $T + 1$  elements of  $z^t$ .

When the restriction is on the nominal policy rate, we can think of the equilibrium as being implemented by the central bank announcing the nominal policy-rate path and the private sector incorporating this policy-rate projection in their expectations, with the understanding that the policy rate will be set according to the given policy rule  $(G, f)$  from period  $t + T + 1$ . When the restriction is on the real policy rate, we need to consider the fact that in practice central banks set nominal policy rates, not real ones. The restriction on the real policy rate will result in an endogenously determined nominal policy-rate projection, which together with the endogenously determined inflation projection will be consistent with the real policy-rate path. We can then think of the equilibrium as being implemented by the central bank calculating that nominal policy-rate projection and then announce it to the private sector.

### 3.1. Backward-looking model

In a backward-looking model, the projection of the instrument rule with the time-varying constraints can be written

$$i_{t+\tau,t} = f_X X_{t+\tau,t} + z_{t+\tau,t}, \quad (3.8)$$

so it is trivial to determine the projection  $z^t$  recursively so as to satisfy the restriction (3.1) on the nominal policy-rate projection.

Inflation can be written

$$\pi_t = \Phi X_t$$

for some vector  $\Phi$ , so expected inflation can be written

$$\pi_{t+1|t} = \Phi X_{t+1|t} = \Phi(A X_t + B i_t). \quad (3.9)$$

By combining (3.8), (3.9) and (3.3), it is trivial to determine the projection  $z^t$  so as to satisfy the restriction (3.2) on the real policy-rate projection.

## 4. Examples

In this section we examine restrictions on the nominal and real policy-rate path for the backward-looking Rudebusch-Svensson model and the two forward-looking models, the Lindé model and Ramses. Appendices B and C provide some details on the Rudebusch-Svensson and Lindé models. We also show a simulation with Ramses with the method of modest interventions by Leeper and Zha. Appendix D provides some details on the Leeper-Zha method.

### 4.1. The Rudebusch-Svensson model

The backward-looking empirical Rudebusch-Svensson model [26] has two equations (with estimates rounded to two decimal points),

$$\pi_{t+1} = 0.70 \pi_t - 0.10 \pi_{t-1} + 0.28 \pi_{t-2} + 0.12 \pi_{t-3} + 0.14 y_t + \varepsilon_{\pi,t+1}, \quad (4.1)$$

$$y_{t+1} = 1.16 y_t - 0.25 y_{t-1} - 0.10 \left( \frac{1}{4} \sum_{j=0}^3 i_{t-j} - \frac{1}{4} \sum_{j=0}^3 \pi_{t-j} \right) + \varepsilon_{y,t+1}. \quad (4.2)$$

The period is a quarter,  $\pi_t$  is quarterly GDP inflation measured in percentage points at an annual rate,  $y_t$  is the output gap measured in percentage points, and  $i_t$  is the quarterly average of the federal funds rate, measured in percentage points at an annual rate. All variables are measured as differences from their means, their steady-state levels. The predetermined variables are  $X_t \equiv (\pi_t, \pi_{t-1}, \pi_{t-2}, \pi_{t-3}, y_t, y_{t-1}, i_{t-1}, i_{t-2}, i_{t-3})'$ . See appendix B for details.

The target variables are inflation, the output gap, and the first-difference of the federal funds rate. The period loss function is

$$L_t = \frac{1}{2} [\pi_t^2 + \lambda_y y_t^2 + \lambda_{\Delta i} (i_t - i_{t-1})^2], \quad (4.3)$$

where  $\pi_t$  is measured as the difference from the inflation target, which is equal to the steady-state level. The discount factor,  $\delta$ , and the relative weights on output-gap stabilization,  $\lambda_y$ , and interest-rate smoothing,  $\lambda_{\Delta i}$ , are set to satisfy  $\delta = 1$ ,  $\lambda_y = 1$ , and  $\lambda_{\Delta i} = 0.2$ .

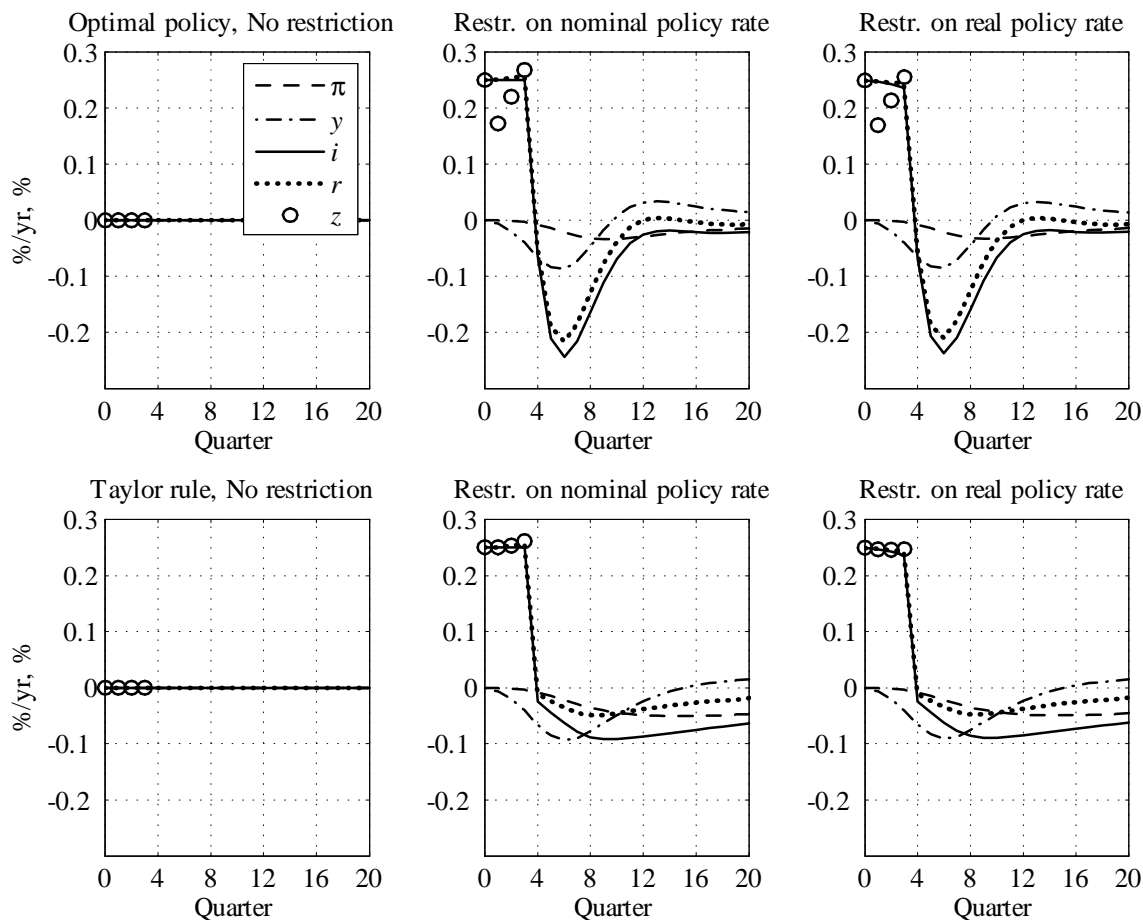
For the loss function (4.3) with the parameters  $\delta = 1$ ,  $\lambda_y = 1$ , and  $\lambda_{\Delta i} = 0.2$ , and the case where  $\varepsilon_t$  is an i.i.d. shock with zero mean, the optimal instrument rule is (the coefficients are rounded to two decimal points)

$$i_t = 1.22 \pi_t + 0.43 \pi_{t-1} + 0.53 \pi_{t-2} + 0.18 \pi_{t-3} + 1.93 y_t - 0.49 y_{t-1} + 0.36 i_{t-1} - 0.09 i_{t-2} - 0.05 i_{t-3}.$$

Figure 4.1 shows projections for the Rudebusch-Svensson model. The top row of panels show projections under the optimal policy, whereas the bottom row of panels show projections under a



Figure 4.1: Projections for Rudebusch-Svensson model with unrestricted and restricted nominal and real policy rate for optimal policy (top row) and Taylor rule (bottom row): 4-quarter restriction



Taylor rule,

$$i_t = 1.5 \pi_t + 0.5 y_t,$$

where the policy rate responds to the predetermined inflation and output gap with the standard coefficients 1.5 and 0.5, respectively.

The projections start in quarter 0 from the steady state, when all the predetermined variables are zero. The left column of panels show the projections when there is no restriction imposed on the nominal or real policy-rate path. This corresponds to zero projected deviations  $z_{t+\tau,t}$  in the optimal instrument rule and the Taylor rule. These are denoted by circles for the first four quarters, quarters 0–3. The economy remains in the steady state, and inflation (denoted by a dashed curve), the output gap (denoted by a dashed-dotted curve), the nominal policy rate (denoted by a solid curve), and the real policy rate (denoted by a dotted curve) all remain at zero.

The middle column shows projections when the nominal policy-rate is restricted to equal 25 basis points for the first four quarters. For both the optimal policy and the Taylor rule, this requires positive and (except for quarter 1) increasing time-varying projected deviations in the instrument rule. The upward shift in quarters 0–3 in the nominal policy-rate path reduces inflation and expected inflation somewhat, and the real policy rate path shifts up a bit more than the nominal policy-rate path. The increased real policy rate also reduces the output gap. In the Rudebusch-Svensson model, inflation is very sluggish and the output gap responds more to the nominal and real policy rate than inflation. From quarter 4, there is no restriction on the policy-rate path, and according to both the optimal policy and the Taylor rule, the nominal and real policy rate are reduced substantially so as to bring the negative inflation and output gap eventually back to zero. The optimal policy is more effective in bringing back inflation and the output gap than the Taylor rule, which is natural since the Taylor rule is not optimal.

The right column shows projections when the real policy rate is restricted to equal unity during quarters 0–3. Since there is so little movement in inflation and expected inflation, the projections for these restrictions on the real and the nominal policy rate are very similar.

Since there are no forward-looking variables in the Rudebusch-Svensson model, there would be no difference between these projections with anticipated restrictions on the policy-rate path and simulations with unanticipated shocks as in Leeper and Zha [22].

## 4.2. The Lindé model

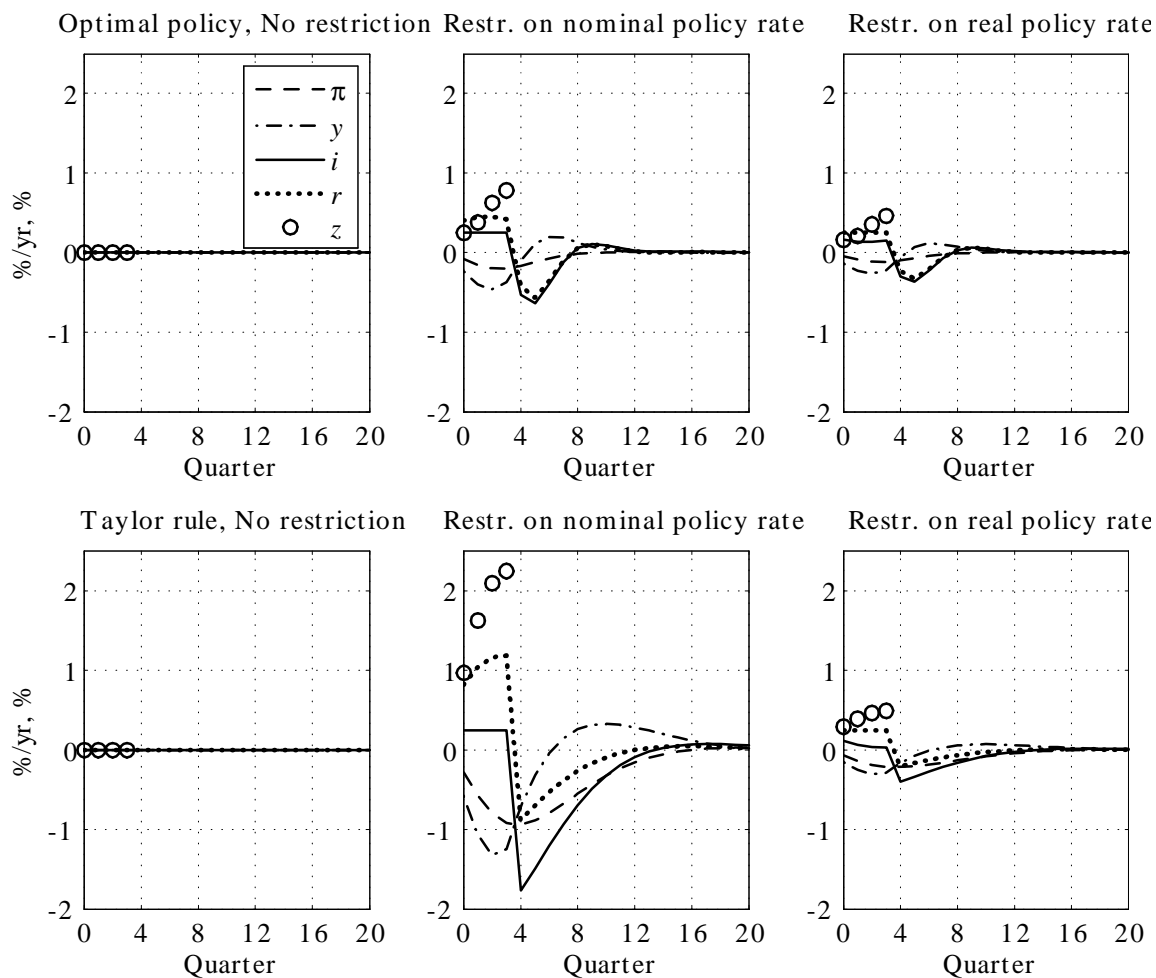
The empirical New Keynesian model of the US economy due to Lindé [23] also has two equations. We use the following parameter estimates,

$$\begin{aligned}\pi_t &= 0.457 \pi_{t+1|t} + (1 - 0.457)\pi_{t-1} + 0.048y_t + \varepsilon_{\pi t}, \\ y_t &= 0.425 y_{t+1|t} + (1 - 0.425)y_{t-1} - 0.156(i_t - \pi_{t+1|t}) + \varepsilon_{y t}.\end{aligned}$$

The period is a quarter, and  $\pi_t$  is quarterly GDP inflation measured in percentage points at an annual rate,  $y_t$  is the output gap measured in percentage points, and  $i_t$  is the quarterly average of the federal funds rate, measured in percentage points at an annual rate. All variables are measured as differences from their means, their steady-state levels. The shock  $\varepsilon_t \equiv (\varepsilon_{\pi t}, \varepsilon_{y t})'$  is i.i.d. with mean zero.

For the loss function (4.3), the predetermined variables are  $X_t \equiv (\varepsilon_{\pi t}, \varepsilon_{y t}, \pi_{t-1}, y_{t-1}, i_{t-1})'$  (the lagged policy rate enters because it enters into the loss function, and the two shocks are included

Figure 4.2: Projections for the Lindé model with unrestricted and restricted nominal and real policy rate for optimal policy (top row) and Taylor rule (bottom row): 4-quarter restriction



among the predetermined variables in order to write the model on the form (2.1) with no shocks in the equations for the forward-looking variables). The forward-looking variables are  $x_t \equiv (\pi_t, y_t)'$ . See appendix C for details.<sup>10</sup>

For the loss function (4.3) with the parameters  $\delta = 1$ ,  $\lambda_y = 1$ , and  $\lambda_{\Delta i} = 0.2$ , the optimal policy function (2.8) is (the coefficients are rounded to two decimal points),

$$i_t = 1.06 \varepsilon_{\pi t} + 1.38 \varepsilon_{y t} + 0.58 \pi_{t-1} + 0.78 y_{t-1} + 0.40 i_{t-1} + 0.02 \Xi_{\pi, t-1, t-1} + 0.20 \Xi_{y, t-1, t-1},$$

where  $\Xi_{\pi, t-1, t-1}$  and  $\Xi_{y, t-1, t-1}$  are the Lagrange multipliers for the two equations for the forward-

<sup>10</sup> It is arguably unrealistic to consider inflation and output in the current quarter as forward-looking variables. Alternatively, current inflation and the output gap could be treated as predetermined, and one-quarter-ahead plans for inflation, the output gap, and the policy rate could be determined by the model above. Such a variant of the New Keynesian model is used in Svensson and Woodford [35].

looking variables in the decision problem in period  $t - 1$  (see appendix A). The difference equation (2.9) for the Lagrange multipliers is

$$\begin{bmatrix} \Xi_{\pi t} \\ \Xi_{y t} \end{bmatrix} = \begin{bmatrix} 10.20 & 0.74 & 5.54 & 0.43 & -0.21 \\ 0.74 & 1.48 & 0.40 & 0.85 & -0.28 \end{bmatrix} \begin{bmatrix} \varepsilon_{\pi t} \\ \varepsilon_{y t} \\ \pi_{t-1} \\ y_{t-1} \\ i_{t-1} \end{bmatrix} + \begin{bmatrix} 0.72 & 0.16 \\ 0.03 & 0.38 \end{bmatrix} \begin{bmatrix} \Xi_{\pi, t-1} \\ \Xi_{y, t-1} \end{bmatrix}.$$

We also examine the projections for a Taylor rule for which the policy rate responds to current inflation and the output gap,

$$i_t = 1.5 \pi_t + 0.5 y_t.$$

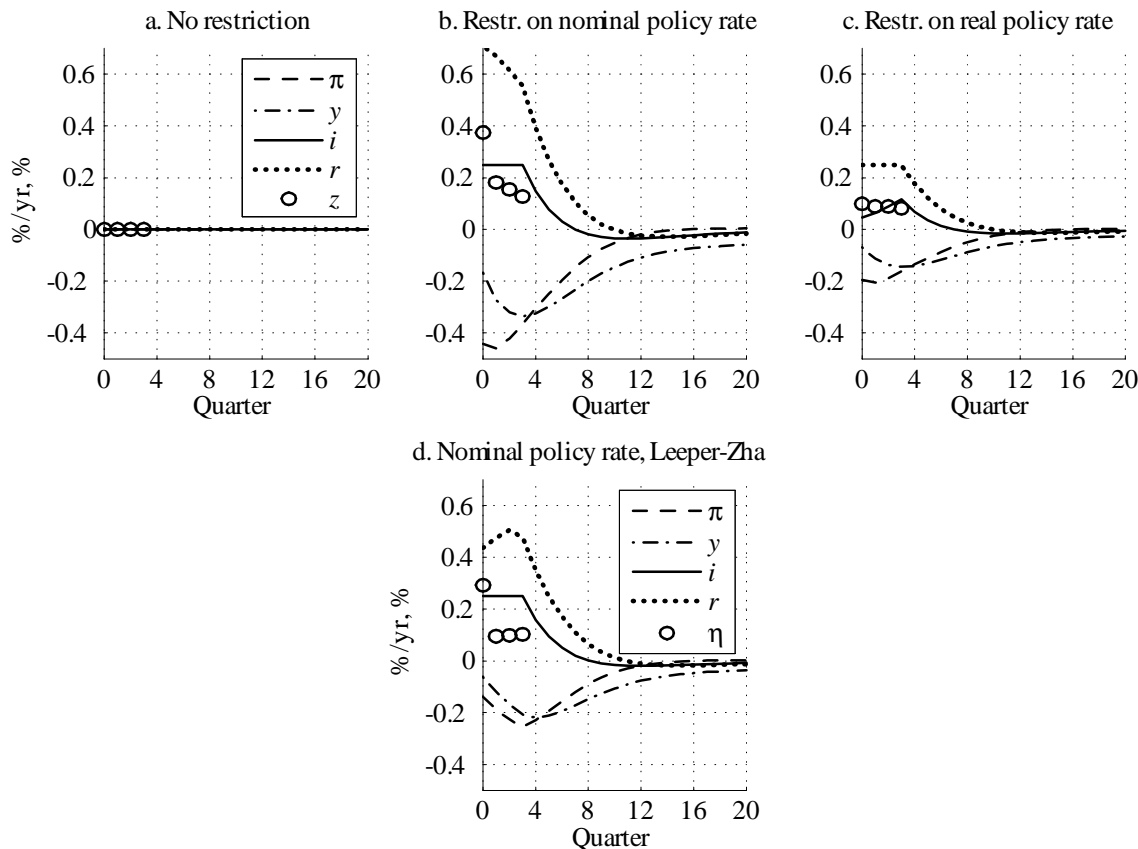
Figure 4.2 shows projections for the optimal policy (top row) and Taylor rule (bottom row) when there is a restriction to equal 25 basis points for quarters 0–3 for the nominal policy rate (middle column) and the real policy rate (right column). In the middle column, we see that a restriction to a 25 basis points higher nominal policy rate reduces inflation and inflation expectations so the projection of the real policy rate is above 25 basis points and higher than the policy rate for the first four quarters. In line with this, in the right column, the restriction on the real policy rate reduces inflation and inflation expectations so the corresponding nominal policy-rate projection is below 25 basis points. We note that these restrictions require positive and rising time-varying projected deviations (denoted by the circles). The magnitude of the projected deviations is larger than those in figure 4.1 for the Rudebusch-Svensson model. Using the magnitude of the projected deviations as indicating the severity of the restriction, we conclude that the restriction to nominal or real policy rates equal to unity is more severe in the Lindé model.

Because inflation is more sensitive to movements in the real policy rate in the Lindé model than in the Rudebusch-Svensson model, there is a greater difference between restrictions on the nominal and the real policy rate. Also, from quarter 4, when there is no restriction on the policy rate, a fall in the real and nominal policy rate, according to both the optimal policy and the Taylor rule, more easily stabilizes inflation and the output gap back to the steady state than in the Rudebusch-Svensson model.

### 4.3. Ramses

ALLS1 provides more details on Ramses, including the elements of the vectors  $X_t$ ,  $x_t$ ,  $i_t$ , and  $\varepsilon_t$ . Figure 4.3 shows projections with Ramses for the estimated instrument rule. The top row shows the result of restrictions on the nominal and real policy rate to equal 25 basis points for four quarters,

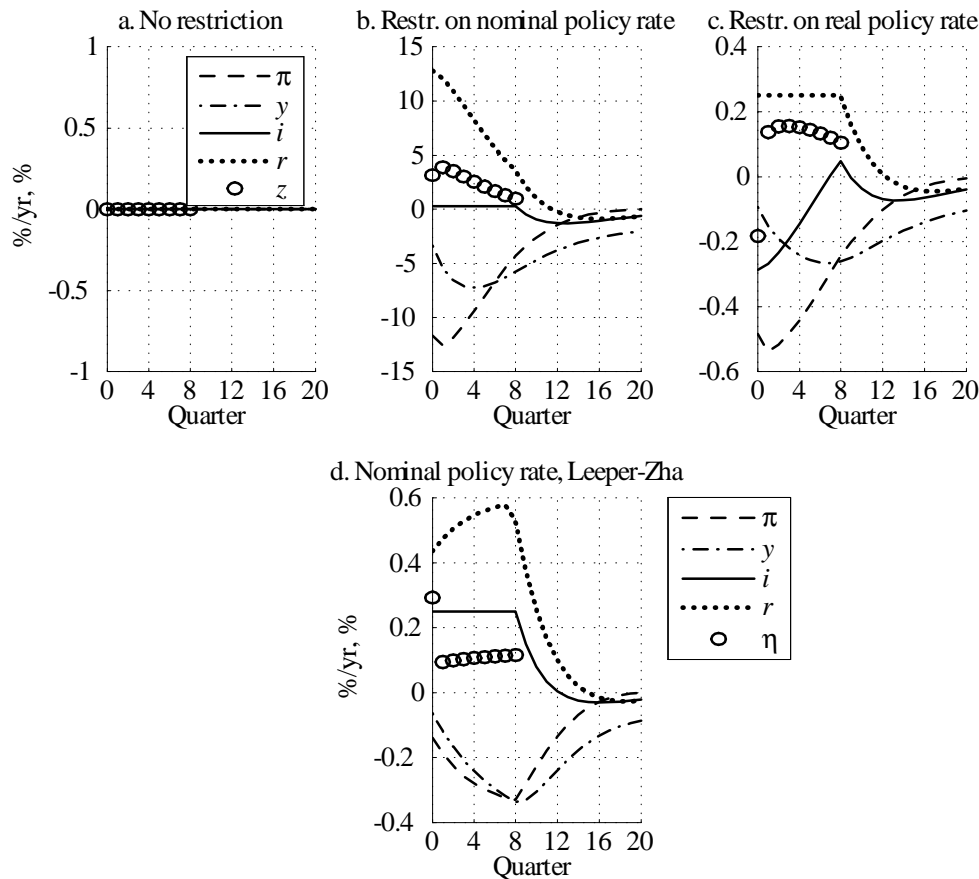
Figure 4.3: Projections for Ramses with anticipated unrestricted and restricted nominal and real policy rate (top row) and unanticipated restrictions on the nominal policy rate (bottom row): 4-quarter restriction



quarters 0–3. We see that there is a substantial difference between restrictions on the nominal and the real policy rate, since inflation is quite sensitive to the real policy rate in Ramses. In the top middle panel, we see that a restriction on the nominal policy-rate projection to equal 25 basis points for quarters 0–3 corresponds to a very high and falling real policy-rate projection. In the top right panel we see that the restriction on the real policy rate to equal 25 basis points for quarters 0–3 corresponds to a nominal policy-rate projection quite a bit below the real policy rate.

The bottom panel of figure 4.3 shows the result of a projection with the Leeper-Zha method of modest interventions to implement a restriction on the nominal policy rate to equal 25 basis points for quarters 0–3. There, positive unanticipated shocks (denoted by circles) are added to the estimated instrument rule to achieve the restriction on the nominal policy rate. Comparing the bottom panel to the top right panel, we see that the impact on inflation, the output gap, and the

Figure 4.4: Projections for Ramses with anticipated unrestricted and restricted nominal and real policy rate (top row) and unanticipated restrictions on the nominal policy rate (bottom row): 9-quarter restriction

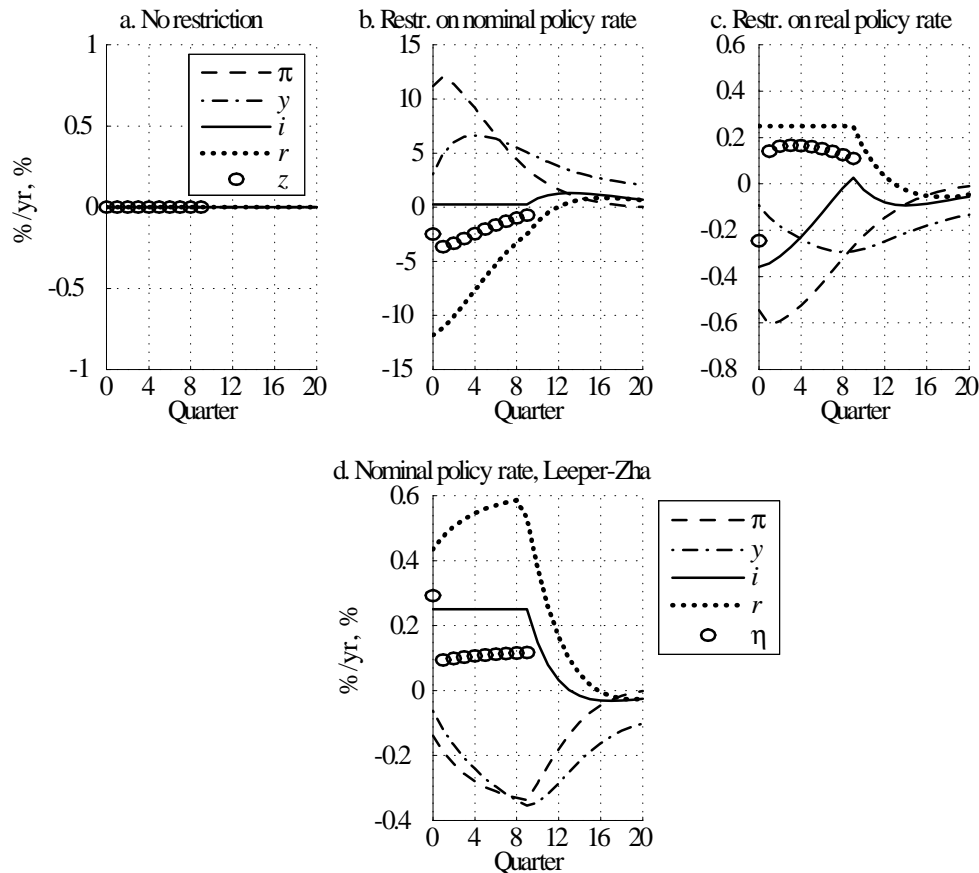


real interest rate is smaller for the unanticipated shocks in the Leeper-Zha method than for the anticipated projected deviations in our method.

#### 4.4. Unusual equilibria

If restrictions are imposed on the nominal policy rate for many periods, “unusual” equilibria can occur. We can illustrate this for Ramses in figure 4.4, where in panel b the nominal policy rate is restricted to equal 25 basis points for 9 quarters, quarters 0–8. This is a very contractionary policy, which shows in inflation and inflation expectations falling very much and the real policy rate becoming very high. (Note that the scale varies from panel to panel in figure 4.4.) If we look at panel c, where the real policy rate is restricted to equal 25 basis points for 9 quarters, we see that

Figure 4.5: Projections for Ramses with anticipated unrestricted and restricted nominal and real policy rate (top row) and unanticipated restrictions on the nominal policy rate (bottom row): 10-quarter restriction



inflation and inflation expectations fall so much that the nominal policy rate becomes negative in quarter 0 (relative to when there is no restriction) and then rises to become positive only in quarter 7 and 8. We realize that, if inflation and inflation expectations respond so much that nominal and real policy rates move in opposite directions, some unusual equilibria may arise. This is confirmed in figure 4.5, where in panel b the nominal policy rate is restricted at 25 basis points for one more quarter, quarter 9. We see that then there is no longer an equilibrium where the real policy rate is positive and high. Instead the equilibrium is such that the real policy rate is negative, policy is very expansionary, and inflation and inflation expectations are high.

This phenomenon of unusual equilibria clearly requires that inflation and inflation expectations are quite sensitive to the real policy rate so that for multiple-period restrictions the nominal and

real policy rate moves in opposite directions. It requires as much as around 10-quarter restrictions to occur in Ramses. In the Lindé model, inflation is more sensitive to the real policy rate, so there it can occur already at 6-quarter restrictions. We have not observed the phenomenon in the Rudebusch-Svensson model even for very long restrictions.

The phenomenon implies that restrictions for many quarters should be avoided in models where inflation and inflation expectations are sufficiently sensitive to the real policy rate.

## 5. Conclusions

We have presented a new convenient way to construct projections conditional on alternative *anticipated* policy-rate paths in linearized dynamic stochastic general equilibrium (DSGE) models, such as Ramses, the Riksbank’s main DSGE model. The main idea is to include the anticipated future time-varying deviations from a policy rule in the vector of predetermined variables, the “state” of the economy. This allows the formulation of the linear(ized) model on a standard state-space form, the application of standard algorithms for the solution of linear rational-expectations models, and a recursive representation of the equilibrium projections. Projections for anticipated policy-rate paths are especially relevant for central banks, such as the Reserve Bank of New Zealand, Norges Bank, the Riksbank, and the Czech National Bank, that publish a policy-rate path, but they are also relevant for the discussion of the kind “forward guidance” recently given by the Fed and Bank of Canada.

From the examples in this paper, we have seen that, in a model without forward-looking variables such as the empirical model of the U.S. economy by Rudebusch and Svensson [26], there is no difference between policy simulations with anticipated and unanticipated restrictions on the policy-rate path. In a model with forward-looking variables, such as Ramses or the empirical New Keynesian model of the U.S. economy by Lindé [23], there is such a difference, and the impact of anticipated deviations from a policy rule will generally be larger than that of unanticipated deviations. In a model with forward-looking variables, exogenous restrictions on the policy-rate path are consistent with a unique equilibrium, if there is an anticipated switch to a well-behaved policy rule in the future. For given restrictions on the policy-rate path, the equilibrium depends on that policy rule.

Furthermore, our analysis shows that, if inflation is sufficiently sensitive to the real policy rate, “unusual” equilibria may result from restrictions on the nominal policy rate for sufficiently many periods. Such cases have the property that nominal and real policy rates move in opposite directions



and nominal policy rates and inflation (expectations) move in the same direction. This phenomenon implies that restrictions on nominal policy rates for too many periods should be avoided.

## Appendix

### A. Optimal policy

Let  $Y_t$  be an  $n_Y$ -vector of *target* variables, measured as the difference from an  $n_Y$ -vector  $Y^*$  of *target levels*. This is not restrictive, as long as we keep the target levels time-invariant. If we would like to examine the consequences of different target levels, we can instead interpret  $Y_t$  as the absolute level of the target levels and replace  $Y_t$  by  $Y_t - Y^*$  everywhere below. We assume that the target variables can be written as a linear function of the predetermined variables, the forward-looking variables, and the instruments,

$$Y_t = D \begin{bmatrix} X_t \\ x_t \\ i_t \end{bmatrix} \equiv [D_X \quad D_x \quad D_i] \begin{bmatrix} X_t \\ x_t \\ i_t \end{bmatrix}, \quad (\text{A.1})$$

where  $D$  is an  $n_Y \times (n_X + n_x + n_i)$  matrix and partitioned conformably with  $X_t$ ,  $x_t$ , and  $i_t$ .

Let the intertemporal loss function in period  $t$  be

$$E_t \sum_{\tau=0}^{\infty} \delta^\tau L_{t+\tau}, \quad (\text{A.2})$$

where  $0 < \delta < 1$  is a discount factor,  $L_t$  is the period loss given by

$$L_t \equiv Y_t' \Lambda Y_t, \quad (\text{A.3})$$

and  $\Lambda$  is a symmetric positive semidefinite matrix containing the weights on the individual target variables.<sup>11</sup>

Optimization under commitment in a timeless perspective (Woodford [36]), which combined with the model equations (2.1) results in a system of difference equations (see Söderlind [29] and Svensson [32]). The system of difference equations can be solved with several alternative algorithms, for instance, those developed by Klein [20] and Sims [28] or the AIM algorithm of Anderson and Moore [9] and [10] (see Svensson [31] and [32] for details of the derivation and the application of the Klein algorithm). The equilibrium under optimal policy under commitment can be described

---

<sup>11</sup> For plotting and other purposes, and to avoid unnecessary separate program code, it is convenient to expand the vector  $Y_t$  to include a number of variables of interest that are not necessary target variables or potential target variables. These will then have zero weight in the loss function.

by the following difference equation,

$$\begin{bmatrix} x_t \\ i_t \end{bmatrix} = \begin{bmatrix} F_x \\ F_i \end{bmatrix} \begin{bmatrix} X_t \\ \Xi_{t-1} \end{bmatrix}, \quad (\text{A.4})$$

$$\begin{bmatrix} X_{t+1} \\ \Xi_t \end{bmatrix} = M \begin{bmatrix} X_t \\ \Xi_{t-1} \end{bmatrix} + \begin{bmatrix} C \\ 0 \end{bmatrix} \varepsilon_{t+1}. \quad (\text{A.5})$$

The Klein algorithm returns the matrices  $F_x$ ,  $F_i$ , and  $M$ . The submatrix  $F_i$  in (A.5) represents the optimal instrument rule,

$$i_t = F_i \begin{bmatrix} X_t \\ \Xi_{t-1} \end{bmatrix}. \quad (\text{A.6})$$

These matrices depend on  $A$ ,  $B$ ,  $H$ ,  $D$ ,  $\Lambda$ , and  $\delta$ , but they are independent of  $C$ . That they are independent of  $C$  demonstrates the certainty equivalence of optimal projections (the certainty equivalence that holds when the model is linear, the loss function is quadratic, and the shocks and the uncertainty are additive); only probability means of current and future variables are needed to determine optimal policy and the optimal projection. The  $n_x$ -vector  $\Xi_t$  consists of the Lagrange multipliers of the lower block of (2.1), the block determining the projection of the forward-looking variables. The initial value for  $\Xi_{t-1}$  is discussed in ALLS1.

In a backward-looking model, that is, a model without forward-looking variables, there is no vector  $x_t$  of forward-looking variables, no lower block of equations in (2.1), no Lagrange multiplier  $\Xi_t$ , and the vector of target variables  $Y_t$  only depends on the vector of predetermined variables  $X_t$  and the (vector of) instrument(s)  $i_t$ .

## B. The Rudebusch-Svensson model: An empirical backward-looking model

The two equations of the model of Rudebusch and Svensson [26] are

$$\pi_{t+1} = \alpha_{\pi 1}\pi_t + \alpha_{\pi 2}\pi_{t-1} + \alpha_{\pi 3}\pi_{t-2} + \alpha_{\pi 4}\pi_{t-3} + \alpha_y y_t + z_{\pi,t+1} \quad (\text{B.1})$$

$$y_{t+1} = \beta_{y1}y_t + \beta_{y2}y_{t-1} - \beta_r \left( \frac{1}{4}\sum_{j=0}^3 i_{t-j} - \frac{1}{4}\sum_{j=0}^3 \pi_{t-j} \right) + z_{y,t+1}, \quad (\text{B.2})$$

where  $\pi_t$  is quarterly inflation in the GDP chain-weighted price index ( $P_t$ ) in percentage points at an annual rate, i.e.,  $400(\ln P_t - \ln P_{t-1})$ ;  $i_t$  is the quarterly average federal funds rate in percentage points at an annual rate;  $y_t$  is the relative gap between actual real GDP ( $Q_t$ ) and potential GDP ( $Q_t^*$ ) in percentage points, i.e.,  $100(Q_t - Q_t^*)/Q_t^*$ . These five variables were demeaned prior to estimation, so no constants appear in the equations.

The estimated parameters, using the sample period 1961:1 to 1996:2, are shown in table B.1.

Table B.1

$\alpha_{\pi 1}$	$\alpha_{\pi 2}$	$\alpha_{\pi 3}$	$\alpha_{\pi 4}$	$\alpha_y$	$\beta_{y1}$	$\beta_{y2}$	$\beta_r$
0.70	-0.10	0.28	0.12	0.14	1.16	-0.25	0.10
(0.08)	(0.10)	(0.10)	(0.08)	(0.03)	(0.08)	(0.08)	(0.03)

The hypothesis that the sum of the lag coefficients of inflation equals one has a  $p$ -value of .16, so this restriction was imposed in the estimation.

The state-space form can be written

$$\begin{bmatrix} \pi_{t+1} \\ \pi_t \\ \pi_{t-1} \\ \pi_{t-2} \\ y_{t+1} \\ y_t \\ i_t \\ i_{t-1} \\ i_{t-2} \end{bmatrix} = \begin{bmatrix} \sum_{j=1}^4 \alpha_{\pi j} e_j + \alpha_y e_5 \\ e_1 \\ e_2 \\ e_3 \\ \beta_r e_{1:4} + \beta_{y1} e_5 + \beta_{y2} e_6 - \beta_r e_{7:9} \\ e_5 \\ e_0 \\ e_7 \\ e_8 \end{bmatrix} \begin{bmatrix} \pi_t \\ \pi_{t-1} \\ \pi_{t-2} \\ \pi_{t-3} \\ y_t \\ y_{t-1} \\ i_{t-1} \\ i_{t-2} \\ i_{t-3} \end{bmatrix} + \begin{bmatrix} 0 \\ 0 \\ 0 \\ 0 \\ -\frac{\beta_r}{4} \\ 0 \\ 1 \\ 0 \\ 0 \end{bmatrix} i_t + \begin{bmatrix} z_{\pi,t+1} \\ 0 \\ 0 \\ 0 \\ z_{y,t+1} \\ 0 \\ 0 \\ 0 \\ 0 \end{bmatrix},$$

where  $e_j$  ( $j = 0, 1, \dots, 9$ ) denotes a  $1 \times 9$  row vector, for  $j = 0$  with all elements equal to zero, for  $j = 1, \dots, 9$  with element  $j$  equal to unity and all other elements equal to zero; and where  $e_{j:k}$  ( $j < k$ ) denotes a  $1 \times 9$  row vector with elements  $j, j+1, \dots, k$  equal to  $\frac{1}{4}$  and all other elements equal to zero. The predetermined variables are  $\pi_t, \pi_{t-1}, \pi_{t-2}, \pi_{t-3}, y_t, y_{t-1}, i_{t-1}, i_{t-2}, i_{t-3}$ , and  $i_{t-3}$ . There are no forward-looking variables.

For a loss function (4.3) with  $\delta = 1$ ,  $\lambda = 1$ , and  $\nu = 0.2$ , and the case where  $z_t$  is an i.i.d. zero-mean shock; the optimal instrument rule is (the coefficients are rounded to two decimal points),

$$i_t = 1.22 \pi_t + 0.43 \pi_{t-1} + 0.53 \pi_{t-2} + 0.18 \pi_{t-3} + 1.93 y_t - 0.49 y_{t-1} + 0.36 i_{t-1} - 0.09 i_{t-2} - 0.05 i_{t-3}.$$

## C. The Lindé model: An empirical New Keynesian model

An empirical New Keynesian model estimated by Lindé [23] is

$$\begin{aligned} \pi_t &= \omega_f \pi_{t+1|t} + (1 - \omega_f) \pi_{t-1} + \gamma y_t + \varepsilon_{\pi t}, \\ y_t &= \beta_f y_{t+1|t} + (1 - \beta_f) (\beta_{y1} y_{t-1} + \beta_{y2} y_{t-2} + \beta_{y3} y_{t-3} + \beta_{y4} y_{t-4}) - \beta_r (i_t - \pi_{t+1|t}) + \varepsilon_{y t}, \end{aligned}$$

where the restriction  $\sum_{j=1}^4 \beta_{y j} = 1$  is imposed and  $\varepsilon_t \equiv (\varepsilon_{\pi t}, \varepsilon_{y t})'$  is an i.i.d. shock with mean zero. The estimated coefficients (Table 6a in Lindé [23], non-farm business output) are shown in table C.1.

Table C.1

$\omega_f$	$\gamma$	$\beta_f$	$\beta_r$	$\beta_{y1}$	$\beta_{y2}$	$\beta_{y3}$
0.457	0.048	0.425	0.156	1.310	-0.229	-0.011
(0.065)	(0.007)	(0.027)	(0.016)	(0.174)	(0.279)	(0.037)

For simplicity, we set  $\beta_{y1} = 1$ ,  $\beta_{y2} = \beta_{y3} = \beta_{y4} = 0$ . Then the state-space form can be written as

$$\begin{bmatrix} \varepsilon_{\pi,t+1} \\ \varepsilon_{y,t+1} \\ \pi_t \\ y_t \\ i_t \\ \omega_f \pi_{t+1|t} \\ \beta_r \pi_{t+1|t} + \beta_f y_{t+1|t} \end{bmatrix} = \begin{bmatrix} 0 & 0 & 0 & 0 & 0 & 0 & 0 \\ 0 & 0 & 0 & 0 & 0 & 0 & 0 \\ 0 & 0 & 0 & 0 & 0 & 1 & 0 \\ 0 & 0 & 0 & 0 & 0 & 0 & 1 \\ 0 & 0 & 0 & 0 & 0 & 0 & 0 \\ -1 & 0 & -(1-\omega_f) & 0 & 0 & 1 & -\gamma \\ 0 & -1 & 0 & -(1-\beta_f) & 0 & 0 & 1 \end{bmatrix} \begin{bmatrix} \varepsilon_{\pi t} \\ \varepsilon_{y t} \\ \pi_{t-1} \\ y_{t-1} \\ i_{t-1} \\ \pi_t \\ y_t \end{bmatrix} + \begin{bmatrix} 0 \\ 0 \\ 0 \\ 0 \\ 1 \\ 0 \\ \beta_r \end{bmatrix} i_t + \begin{bmatrix} \varepsilon_{\pi,t+1} \\ \varepsilon_{y,t+1} \\ 0 \\ 0 \\ 0 \\ 0 \\ 0 \end{bmatrix}.$$

The predetermined variables are  $\varepsilon_{\pi t}$ ,  $\varepsilon_{y t}$ ,  $\pi_{t-1}$ ,  $y_{t-1}$ , and  $i_{t-1}$ , and the forward-looking variables are  $\pi_t$  and  $y_t$ .

For a loss function (4.3) with  $\delta = 1$ ,  $\lambda_y = 1$ , and  $\lambda_{\Delta i} = 0.2$ , and the case where  $\varepsilon_t$  is an i.i.d. zero-mean shock; the optimal instrument rule is (the coefficients are rounded to two decimal points),

$$i_t = 1.06 \varepsilon_{\pi t} + 1.38 \varepsilon_{y t} + 0.58 \pi_{t-1} + 0.78 y_{t-1} + 0.40 i_{t-1} + 0.02 \Xi_{\pi,t-1,t-1} + 0.20 \Xi_{y,t-1,t-1},$$

where  $\Xi_{\pi,t-1,t-1}$  and  $\Xi_{y,t-1,t-1}$  are the Lagrange multipliers for the two equations for the forward-looking variables in the decision problem in period  $t-1$ . The difference equation (2.9) for the Lagrange multipliers is

$$\begin{bmatrix} \Xi_{\pi t} \\ \Xi_{y t} \end{bmatrix} = \begin{bmatrix} 10.20 & 0.74 & 5.54 & 0.43 & -0.21 \\ 0.74 & 1.48 & 0.40 & 0.85 & -0.28 \end{bmatrix} \begin{bmatrix} \varepsilon_{\pi t} \\ \varepsilon_{y t} \\ \pi_{t-1} \\ y_{t-1} \\ i_{t-1} \end{bmatrix} + \begin{bmatrix} 0.72 & 0.16 \\ 0.03 & 0.38 \end{bmatrix} \begin{bmatrix} \Xi_{\pi,t-1} \\ \Xi_{y,t-1} \end{bmatrix}.$$

#### D. Unanticipated policy-rate shocks: “Modest interventions” as in Leeper and Zha [22]

The method of “modest interventions” of Leeper and Zha [22] can be interpreted as generating central-bank projections that satisfy the restriction on the policy rate by adding a sequence of additive shocks to the instrument rule. These planned shocks are unanticipated by the private sector.

In order to illustrate the Leeper and Zha [22] method of modest interventions, we set  $T = 0$ , in which case

$$z_t = \eta_{t,t}$$

and the deviation is a simple zero-mean i.i.d. disturbance. We can then write the projection model as perceived by the private sector as

$$\begin{bmatrix} \tilde{X}_{t+\tau+1,t} \\ \tilde{H}\tilde{x}_{t+\tau+1,t} \end{bmatrix} = \tilde{A} \begin{bmatrix} \tilde{X}_{t+\tau,t} \\ \tilde{x}_{t+\tau,t} \end{bmatrix} \quad (\text{D.1})$$

for  $\tau \geq 0$ , where

$$\tilde{X}_t \equiv \begin{bmatrix} X_t \\ z_t \end{bmatrix}, \quad \tilde{x}_t \equiv \begin{bmatrix} x_t \\ i_t \end{bmatrix}, \quad \tilde{H} \equiv \begin{bmatrix} H & 0 \\ G_x & G_i \end{bmatrix},$$

$$\tilde{A} \equiv \begin{bmatrix} A_{11} & 0_{n_X \times 1} & A_{12} & B_1 \\ 0_{1 \times n_X} & 0_{1 \times 1} & 0_{1 \times n_x} & 0_{1 \times 1} \\ A_{21} & 0_{n_x \times 1} & A_{22} & B_2 \\ f_X & 1 & f_x & f_i \end{bmatrix}.$$

The solution to this system can be written

$$\begin{bmatrix} X_{t+\tau,t}^p \\ 0 \end{bmatrix} = M^\tau \tilde{X}_{t,t},$$

$$\tilde{x}_{t+\tau,t}^p \equiv \begin{bmatrix} x_{t+\tau,t}^p \\ i_{t+\tau,t}^p \end{bmatrix} = F \begin{bmatrix} X_{t+\tau,t}^p \\ 0 \end{bmatrix} = \begin{bmatrix} F_x \\ F_i \end{bmatrix} M^\tau \tilde{X}_{t,t}$$

for  $\tau \geq 0$ , where the superscript  $p$  denotes that this is the projection believed by the private sector in period  $t$ .

Let us demonstrate the method of modest interventions only for the restriction (3.1). The central bank plans to satisfy this restriction by a sequence of shocks  $\{\tilde{\eta}_{t+\tau,t}\}_{\tau=0}^T$  that are unanticipated by the private sector. These shocks are chosen such that  $\tilde{\eta}_{t,t}$  satisfies

$$i_{t,t} = F_i \begin{bmatrix} X_{t,t} \\ \tilde{\eta}_{t,t} \end{bmatrix} = \bar{v}_{t,t}.$$

Then the projection of the current forward-looking variables is given by

$$x_{t,t} = F_x \begin{bmatrix} X_{t,t} \\ \tilde{\eta}_{t,t} \end{bmatrix}.$$

For  $\tau = 1, \dots, T$ , the projection of the predetermined variables is then given by

$$\begin{bmatrix} X_{t+\tau,t} \\ 0 \end{bmatrix} = M \begin{bmatrix} X_{t+\tau-1,t} \\ \tilde{\eta}_{t+\tau-1,t} \end{bmatrix},$$

the shock  $\tilde{\eta}_{t+\tau,t}$  is chosen to satisfy

$$i_{t+\tau,t} = F_i \begin{bmatrix} X_{t+\tau,t} \\ \tilde{\eta}_{t+\tau,t} \end{bmatrix} = \bar{v}_{t+\tau,t},$$

and the projection of the forward-looking variables is given by

$$x_{t+\tau,t} = F_x \begin{bmatrix} X_{t+\tau,t} \\ \tilde{\eta}_{t+\tau,t} \end{bmatrix}.$$

There are some conceptual difficulties in a central bank announcing such a policy-rate path and projection to the private sector. The projection is only relevant if the private sector does not believe that the central bank will actually implement the path but instead follow the instrument rule with zero expected shocks to the instrument rule. The method of modest interventions is instead perhaps more appropriate for secret policy simulations and plans that are not announced to the private sector, or for a situation when the announced policy-rate path is not credible and the private sector is surprised each period when the path is implemented.

## References

- [1] Adolfson, Malin, Stefan Laséen, Jesper Lindé, and Lars E.O. Svensson (2010), “Optimal Monetary Policy in an Operational Medium-Sized Model,” working paper, [www.larseosvensson.net](http://www.larseosvensson.net).
- [2] Adolfson, Malin, Stefan Laséen, Jesper Lindé, and Lars E.O. Svensson (2009), “Optimal Monetary Policy in an Operational Medium-Sized Model: Technical Appendix,” working paper.
- [3] Adolfson, Malin, Stefan Laséen, Jesper Lindé, and Lars E.O. Svensson (2008), “The Transmission of Shocks under Optimal Monetary Policy in an Operational Medium-Sized DSGE Model,” working paper.
- [4] Adolfson, Malin, Stefan Laséen, Jesper Lindé, and Mattias Villani (2007), “Bayesian Estimation of an Open Economy DSGE Model with Incomplete Pass-Through,” *Journal of International Economics* 72, 481–511.
- [5] Adolfson, Malin, Stefan Laséen, Jesper Lindé, and Mattias Villani (2008), “Evaluating an Estimated New Keynesian Small Open Economy Model,” working paper, [www.riksbank.se](http://www.riksbank.se), *Journal of Economic Dynamics and Control* 32, 2690–2721.
- [6] Adolfson, Malin, Stefan Laséen, Jesper Lindé, and Mattias Villani (2007), “RAMSES - a New General Equilibrium Model for Monetary Policy Analysis,” *Sveriges Riksbank Economic Review* 2/2007, 5–39.
- [7] Anderson, Gary S. (2000a), “A Reliable and Computationally Efficient Algorithm for Imposing the Saddle Point Property in Dynamic Models,” working paper, [www.frb.gov](http://www.frb.gov).
- [8] Anderson, Gary S. (2000b), “A Systematic Comparison of Linear Rational Expectations Model Solution Algorithms,” working paper, [www.frb.gov](http://www.frb.gov).
- [9] Anderson, Gary S., and George Moore (1983), “An Efficient Procedure for Solving Linear Perfect Foresight Models,” working paper, [www.frb.gov](http://www.frb.gov).
- [10] Anderson, Gary S., and George Moore (1985), “A Linear Algebraic Procedure for Solving Linear Perfect Foresight Models,” *Economics Letters* 17(3), 247–252.
- [11] Boucekkine, Raouf (1995), “An alternative method for solving nonlinear forward-looking models”, *Journal of Economic Dynamics and Control* 19(4), 711–734.

- [12] Dynare (2009), *Dynare Manual*, version 4.1.0, [www.dynare.org](http://www.dynare.org).
- [13] Fair, Ray C., and John B. Taylor (1983), "Solution and Maximum Likelihood Estimation of Dynamic Rational Expectations Models," *Econometrica* 51, 1169–1185.
- [14] Gagnon, Joseph E., and Dale W. Henderson (1990), "Nominal Interest Rate Pegging under Alternative Expectations Hypotheses," in Hopper, Peter, Karen H. Johnson, Donald L. Kohn, David E. Lindsey, Richard D. Porter, and Ralph Tryon, eds., *Financial Sectors in Open Economies: Empirical Analysis and Policy Issues*, Board of Governors of the Federal Reserve System, 437–473.
- [15] Galí, Jordi (2010), "Are Central Banks' Projections Meaningful?" working paper, [www.crei.cat/people/gali](http://www.crei.cat/people/gali).
- [16] Giannoni, Marc P., and Michael Woodford (2010), "Optimal Targeting Criteria for Stabilization Policy," working paper.
- [17] Harrison, Richard, Kalin Nikolov, Meghan Quinn, Gareth Ramsay, Alasdair Scott, and Ryland Thomas (2005), "The Bank of England Quarterly Model", Bank of England.
- [18] Judd, Kenneth L. (1998), *Numerical Methods in Economics*, MIT Press, Cambridge, MA.
- [19] Juillard, Michele (1996), "DYNARE: A program for the resolution and simulation of dynamic models with forward variables through the use of a relaxation algorithm", CEPREMAP Working Paper no. 9602.
- [20] Klein, Paul (2000), "Using the Generalized Schur Form to Solve a Multivariate Linear Rational Expectations Model," *Journal of Economic Dynamics and Control* 24, 1405–1423.
- [21] Laffargue, J.-P. (1990), "Résolution d'un modèle macroéconomique avec anticipations rationnelles", *Annales d'Économie et de Statistique* 17, 97-119.
- [22] Eric M. Leeper and Tao Zha (2003), "Modest Policy Interventions," *Journal of Monetary Economics* 50, 1673–1700.
- [23] Lindé, Jesper (2005), "Estimating New-Keynesian Phillips Curves: A Full Information Maximum Likelihood Approach," *Journal of Monetary Economics* 52, 1135–1149.



- [24] Lucas, Robert E., Jr. (1976), “Macro-economic Policy Evaluation: A Critique,” *Carnegie-Rochester Conference Series on Public Policy* 1, 19–46.
- [25] Marcet, Albert, and Ramon Marimon (1998), “Recursive Contracts,” working paper, [www.econ.upf.es/crei/research/wpapers/wpapers.html](http://www.econ.upf.es/crei/research/wpapers/wpapers.html).
- [26] Rudebusch, Glenn D., and Lars E.O. Svensson (1999), “Policy Rules for Inflation Targeting,” in John B. Taylor (ed.), *Monetary Policy Rules*, University of Chicago Press.
- [27] Sargent, Thomas J., and Neil Wallace (1975), “Rational Expectations, the Optimal Monetary Instrument and the Optimal Money Supply Rule,” *Journal of Political Economy* 83, 241–54.
- [28] Sims, Christopher A. (2000), “Solving Linear Rational Expectations Models,” working paper.
- [29] Söderlind, Paul (1999), “Solution and Estimation of RE Macromodels with Optimal Policy,” *European Economic Review* 43, 813–823. Related software available at [home.tiscalinet.ch/paulsoderlind](http://home.tiscalinet.ch/paulsoderlind).
- [30] Svensson, Lars E.O. (1999), “Inflation Targeting as a Monetary Policy Rule,” *Journal of Monetary Economics* 43, 607–654.
- [31] Svensson, Lars E.O. (2005), “Monetary Policy with Judgment: Forecast Targeting,” *International Journal of Central Banking* 1(1), 1–54, [www.ijcb.org](http://www.ijcb.org).
- [32] Svensson, Lars E.O. (2009), “Optimization under Commitment and Discretion, the Recursive Saddlepoint Method, and Targeting Rules and Instrument Rules: Lecture Notes,” [www.larseosvensson.net](http://www.larseosvensson.net).
- [33] Svensson, Lars E.O. (2010), “Some Problems with Swedish Monetary Policy and Possible Solutions,” speech on November 24, 2010, [www.larseosvensson.net](http://www.larseosvensson.net).
- [34] Svensson, Lars E.O., and Robert J. Tetlow (2005), “Optimal Policy Projections,” *International Journal of Central Banking* 1(3), 177–207.
- [35] Svensson, Lars E.O., and Michael Woodford (2005), “Implementing Optimal Policy through Inflation-Forecast Targeting,” in Bernanke, Ben S., and Michael Woodford, eds., *Inflation Targeting*, University of Chicago Press, 19–83.
- [36] Woodford, Michael (2003b), *Interest Rates and Prices*, Princeton University Press.

# Earlier Working Papers:

For a complete list of Working Papers published by Sveriges Riksbank, see [www.riksbank.se](http://www.riksbank.se)

Estimation of an Adaptive Stock Market Model with Heterogeneous Agents by <i>Henrik Amilon</i> .....	2005:177
Some Further Evidence on Interest-Rate Smoothing: The Role of Measurement Errors in the Output Gap by <i>Mikael Apel</i> and <i>Per Jansson</i> .....	2005:178
Bayesian Estimation of an Open Economy DSGE Model with Incomplete Pass-Through by <i>Malin Adolfson</i> , <i>Stefan Laséen</i> , <i>Jesper Lindé</i> and <i>Mattias Villani</i> .....	2005:179
Are Constant Interest Rate Forecasts Modest Interventions? Evidence from an Estimated Open Economy DSGE Model of the Euro Area by <i>Malin Adolfson</i> , <i>Stefan Laséen</i> , <i>Jesper Lindé</i> and <i>Mattias Villani</i> .....	2005:180
Inference in Vector Autoregressive Models with an Informative Prior on the Steady State by <i>Mattias Villani</i> .....	2005:181
Bank Mergers, Competition and Liquidity by <i>Elena Carletti</i> , <i>Philipp Hartmann</i> and <i>Giancarlo Spagnolo</i> .....	2005:182
Testing Near-Rationality using Detailed Survey Data by <i>Michael F. Bryan</i> and <i>Stefan Palmqvist</i> .....	2005:183
Exploring Interactions between Real Activity and the Financial Stance by <i>Tor Jacobson</i> , <i>Jesper Lindé</i> and <i>Kasper Roszbach</i> .....	2005:184
Two-Sided Network Effects, Bank Interchange Fees, and the Allocation of Fixed Costs by <i>Mats A. Bergman</i> .....	2005:185
Trade Deficits in the Baltic States: How Long Will the Party Last? by <i>Rudolfs Bems</i> and <i>Kristian Jönsson</i> .....	2005:186
Real Exchange Rate and Consumption Fluctuations following Trade Liberalization by <i>Kristian Jönsson</i> .....	2005:187
Modern Forecasting Models in Action: Improving Macroeconomic Analyses at Central Banks by <i>Malin Adolfson</i> , <i>Michael K. Andersson</i> , <i>Jesper Lindé</i> , <i>Mattias Villani</i> and <i>Anders Vredin</i> .....	2005:188
Bayesian Inference of General Linear Restrictions on the Cointegration Space by <i>Mattias Villani</i> .....	2005:189
Forecasting Performance of an Open Economy Dynamic Stochastic General Equilibrium Model by <i>Malin Adolfson</i> , <i>Stefan Laséen</i> , <i>Jesper Lindé</i> and <i>Mattias Villani</i> .....	2005:190
Forecast Combination and Model Averaging using Predictive Measures by <i>Jana Eklund</i> and <i>Sune Karlsson</i> .....	2005:191
Swedish Intervention and the Krona Float, 1993-2002 by <i>Owen F. Humpage</i> and <i>Javiera Ragnartz</i> .....	2006:192
A Simultaneous Model of the Swedish Krona, the US Dollar and the Euro by <i>Hans Lindblad</i> and <i>Peter Sellin</i> .....	2006:193
Testing Theories of Job Creation: Does Supply Create Its Own Demand? by <i>Mikael Carlsson</i> , <i>Stefan Eriksson</i> and <i>Nils Gottfries</i> .....	2006:194
Down or Out: Assessing The Welfare Costs of Household Investment Mistakes by <i>Laurent E. Calvet</i> , <i>John Y. Campbell</i> and <i>Paolo Sodini</i> .....	2006:195
Efficient Bayesian Inference for Multiple Change-Point and Mixture Innovation Models by <i>Paolo Giordani</i> and <i>Robert Kohn</i> .....	2006:196
Derivation and Estimation of a New Keynesian Phillips Curve in a Small Open Economy by <i>Karolina Holmberg</i> .....	2006:197
Technology Shocks and the Labour-Input Response: Evidence from Firm-Level Data by <i>Mikael Carlsson</i> and <i>Jon Smedsaas</i> .....	2006:198
Monetary Policy and Staggered Wage Bargaining when Prices are Sticky by <i>Mikael Carlsson</i> and <i>Andreas Westermark</i> .....	2006:199
The Swedish External Position and the Krona by <i>Philip R. Lane</i> .....	2006:200
Price Setting Transactions and the Role of Denominating Currency in FX Markets by <i>Richard Friberg</i> and <i>Fredrik Wilander</i> .....	2007:201
The geography of asset holdings: Evidence from Sweden by <i>Nicolas Coeurdacier</i> and <i>Philippe Martin</i> .....	2007:202
Evaluating An Estimated New Keynesian Small Open Economy Model by <i>Malin Adolfson</i> , <i>Stefan Laséen</i> , <i>Jesper Lindé</i> and <i>Mattias Villani</i> .....	2007:203
The Use of Cash and the Size of the Shadow Economy in Sweden by <i>Gabriela Guibourg</i> and <i>Björn Segendorf</i> .....	2007:204
Bank supervision Russian style: Evidence of conflicts between micro- and macro-prudential concerns by <i>Sophie Claeys</i> and <i>Koen Schoors</i> .....	2007:205

Optimal Monetary Policy under Downward Nominal Wage Rigidity by <i>Mikael Carlsson</i> and <i>Andreas Westermark</i> .....	2007:206
Financial Structure, Managerial Compensation and Monitoring by <i>Vittoria Cerasi</i> and <i>Sonja Daltung</i> .....	2007:207
Financial Frictions, Investment and Tobin's q by <i>Guido Lorenzoni</i> and <i>Karl Walentin</i> .....	2007:208
Sticky Information vs. Sticky Prices: A Horse Race in a DSGE Framework by <i>Mathias Trabandt</i> .....	2007:209
Acquisition versus greenfield: The impact of the mode of foreign bank entry on information and bank lending rates by <i>Sophie Claeys</i> and <i>Christa Hainz</i> .....	2007:210
Nonparametric Regression Density Estimation Using Smoothly Varying Normal Mixtures by <i>Mattias Villani</i> , <i>Robert Kohn</i> and <i>Paolo Giordani</i> .....	2007:211
The Costs of Paying – Private and Social Costs of Cash and Card by <i>Mats Bergman</i> , <i>Gabriella Guibourg</i> and <i>Björn Segendorf</i> .....	2007:212
Using a New Open Economy Macroeconomics model to make real nominal exchange rate forecasts by <i>Peter Sellin</i> .....	2007:213
Introducing Financial Frictions and Unemployment into a Small Open Economy Model by <i>Lawrence J. Christiano</i> , <i>Mathias Trabandt</i> and <i>Karl Walentin</i> .....	2007:214
Earnings Inequality and the Equity Premium by <i>Karl Walentin</i> .....	2007:215
Bayesian forecast combination for VAR models by <i>Michael K Andersson</i> and <i>Sune Karlsson</i> .....	2007:216
Do Central Banks React to House Prices? by <i>Daria Finocchiaro</i> and <i>Virginia Queijo von Heideken</i> .....	2007:217
The Riksbank's Forecasting Performance by <i>Michael K. Andersson</i> , <i>Gustav Karlsson</i> and <i>Josef Svensson</i> .....	2007:218
Macroeconomic Impact on Expected Default Frequency by <i>Per Åsberg</i> and <i>Hovick Shahnazarian</i> .....	2008:219
Monetary Policy Regimes and the Volatility of Long-Term Interest Rates by <i>Virginia Queijo von Heideken</i> .....	2008:220
Governing the Governors: A Clinical Study of Central Banks by <i>Lars Frisell</i> , <i>Kasper Roszbach</i> and <i>Giancarlo Spagnolo</i> .....	2008:221
The Monetary Policy Decision-Making Process and the Term Structure of Interest Rates by <i>Hans Dillén</i> .....	2008:222
How Important are Financial Frictions in the U.S. and the Euro Area by <i>Virginia Queijo von Heideken</i> .....	2008:223
Block Kalman filtering for large-scale DSGE models by <i>Ingvar Strid</i> and <i>Karl Walentin</i> .....	2008:224
Optimal Monetary Policy in an Operational Medium-Sized DSGE Model by <i>Malin Adolfson</i> , <i>Stefan Laséen</i> , <i>Jesper Lindé</i> and <i>Lars E.O. Svensson</i> .....	2008:225
Firm Default and Aggregate Fluctuations by <i>Tor Jacobson</i> , <i>Rikard Kindell</i> , <i>Jesper Lindé</i> and <i>Kasper Roszbach</i> .....	2008:226
Re-Evaluating Swedish Membership in EMU: Evidence from an Estimated Model by <i>Ulf Söderström</i> .....	2008:227
The Effect of Cash Flow on Investment: An Empirical Test of the Balance Sheet Channel by <i>Ola Melander</i> .....	2009:228
Expectation Driven Business Cycles with Limited Enforcement by <i>Karl Walentin</i> .....	2009:229
Effects of Organizational Change on Firm Productivity by <i>Christina Håkanson</i> .....	2009:230
Evaluating Microfoundations for Aggregate Price Rigidities: Evidence from Matched Firm-Level Data on Product Prices and Unit Labor Cost by <i>Mikael Carlsson</i> and <i>Oskar Nordström Skans</i> .....	2009:231
Monetary Policy Trade-Offs in an Estimated Open-Economy DSGE Model by <i>Malin Adolfson</i> , <i>Stefan Laséen</i> , <i>Jesper Lindé</i> and <i>Lars E.O. Svensson</i> .....	2009:232
Flexible Modeling of Conditional Distributions Using Smooth Mixtures of Asymmetric Student T Densities by <i>Feng Li</i> , <i>Mattias Villani</i> and <i>Robert Kohn</i> .....	2009:233
Forecasting Macroeconomic Time Series with Locally Adaptive Signal Extraction by <i>Paolo Giordani</i> and <i>Mattias Villani</i> .....	2009:234
Evaluating Monetary Policy by <i>Lars E.O. Svensson</i> .....	2009:235

Risk Premiums and Macroeconomic Dynamics in a Heterogeneous Agent Model by <i>Ferre De Graeve, Maarten Dossche, Marina Emiris, Henri Sneessens and Raf Wouters</i> .....	2010:236
Picking the Brains of MPC Members by <i>Mikael Apel, Carl Andreas Claussen and Petra Lennartsdotter</i> .....	2010:237
Involuntary Unemployment and the Business Cycle by <i>Lawrence J. Christiano, Mathias Trabandt and Karl Walentin</i> .....	2010:238
Housing collateral and the monetary transmission mechanism by <i>Karl Walentin and Peter Sellin</i> .....	2010:239
The Discursive Dilemma in Monetary Policy by <i>Carl Andreas Claussen and Øistein Røisland</i> .....	2010:240
Monetary Regime Change and Business Cycles by <i>Vasco Cúrdia and Daria Finocchiaro</i> .....	2010:241
Bayesian Inference in Structural Second-Price common Value Auctions by <i>Bertil Wegmann and Mattias Villani</i> .....	2010:242
Equilibrium asset prices and the wealth distribution with inattentive consumers by <i>Daria Finocchiaro</i> .....	2010:243
Identifying VARs through Heterogeneity: An Application to Bank Runs by <i>Ferre De Graeve and Alexei Karas</i> .....	2010:244
Modeling Conditional Densities Using Finite Smooth Mixtures by <i>Feng Li, Mattias Villani and Robert Kohn</i> .....	2010:245
The Output Gap, the Labor Wedge, and the Dynamic Behavior of Hours by <i>Luca Sala, Ulf Söderström and Antonella Trigari</i> .....	2010:246
Density-Conditional Forecasts in Dynamic Multivariate Models by <i>Michael K. Andersson, Stefan Palmqvist and Daniel F. Waggoner</i> .....	2010:247



Sveriges Riksbank

Visiting address: Brunkebergs torg 11

Mail address: se-103 37 Stockholm

Website: [www.riksbank.se](http://www.riksbank.se)

Telephone: +46 8 787 00 00, Fax: +46 8 21 05 31

E-mail: [registratorn@riksbank.se](mailto:registratorn@riksbank.se)