

Nguyen, Thanh Viet

Working Paper

Ecosystem-based fishery management: A critical review of concepts and ecological economic models

IME Working Paper, No. 94

Provided in Cooperation with:

Department of Environmental and Business Economics (IME), University of Southern Denmark

Suggested Citation: Nguyen, Thanh Viet (2009) : Ecosystem-based fishery management: A critical review of concepts and ecological economic models, IME Working Paper, No. 94, University of Southern Denmark, Department of Environmental and Business Economics (IME), Esbjerg

This Version is available at:

<https://hdl.handle.net/10419/82820>

Standard-Nutzungsbedingungen:

Die Dokumente auf EconStor dürfen zu eigenen wissenschaftlichen Zwecken und zum Privatgebrauch gespeichert und kopiert werden.

Sie dürfen die Dokumente nicht für öffentliche oder kommerzielle Zwecke vervielfältigen, öffentlich ausstellen, öffentlich zugänglich machen, vertreiben oder anderweitig nutzen.

Sofern die Verfasser die Dokumente unter Open-Content-Lizenzen (insbesondere CC-Lizenzen) zur Verfügung gestellt haben sollten, gelten abweichend von diesen Nutzungsbedingungen die in der dort genannten Lizenz gewährten Nutzungsrechte.

Terms of use:

Documents in EconStor may be saved and copied for your personal and scholarly purposes.

You are not to copy documents for public or commercial purposes, to exhibit the documents publicly, to make them publicly available on the internet, or to distribute or otherwise use the documents in public.

If the documents have been made available under an Open Content Licence (especially Creative Commons Licences), you may exercise further usage rights as specified in the indicated licence.

**Ecosystem-Based Fishery Management:
A Critical Review of Concepts and Ecological Economic Models**

Thanh Viet Nguyen

September 2009

© University of Southern Denmark, Esbjerg and the author, 2009

Editor: Finn Olesen

Department of Environmental and Business Economics
IME WORKING PAPER 94/09

ISSN 1399-3224

All rights reserved. No part of this WORKING PAPER may be used or reproduced in any manner whatsoever without the written permission of IME except in the case of brief quotations embodied in critical articles and reviews.

Thanh Viet Nguyen
Department of Environmental and Business Economics
University of Southern Denmark
Niels Bohrs Vej 9-10
DK-6700 Esbjerg
Tel.: +45 6550 4142
Fax: +45 6550 1091
E-mail: nvt@sam.sdu.dk

Abstract

An ecosystem approach means different things to different people. As a result the concept of ecosystem-based fishery management is evolving and it has no universal definition or consistent application. As regards ecosystem modeling, most economic models of fishery ignore the linkages to lower trophic levels. In particular, environmental data and other bottom-up information is widely disregarded. The objective of this paper is to provide a critical review of concepts and ecological economic models relating to ecosystem-based fishery management especially to the environmental issues. The paper started by reviewing basic concepts related to ecosystem-based fishery management and the economic value of ecosystems. Then it aimed to review the development of ecosystem modeling with emphasis on economic aspects of ecology. This was followed by a presentation of the applications of ecosystem-based fishery management in practice. The paper concluded with some critical discussions and brought together conclusions derived from previous literature reviews. We found that although the concept of ecosystem-based fishery management has no universal definition, there is a widespread agreement about the need to implement the ecosystem approach for fisheries in practice. We also revealed that nutrient flow plays a crucial role in an ecosystem. In addition, it has many properties such as recycling and exchanging between consumers and producers, which are similar to monetary flows in an economy. Therefore, nutrients should be chosen as the currency in ecological economic models.

Keywords: Ecosystem approach, fisheries management, ecological economic models

Acknowledgement

I would like to thank Niels Vestergaard who gave me valuable advices and comments on this paper. Thanks to Lone Grønbæk Kronbak, Lars J. Ravn-Jensen and Rashid Sumaila who gave me good comments and were willing to discuss with me about the subject. I also wish to thank the FAME and the De-

partment of Environmental and Business Economics, University of Southern Denmark for financial support.

1. Introduction

Fisheries management to date has often been ineffective since many marine fisheries are suffering from a combination of (recruitment and growth) overfishing of fish stocks¹ and overcapacity of fishing fleets (Clark 2006, pp. 1). In 2005, the Food and Agriculture Organization estimated that some 77 % of the world's fish stocks were either fully exploited, overfished or depleted² (FAO 2007, pp. 29). The global fishing fleet was estimated to be more than two and a half the size that the oceans can sustainably support (Porter 1998, pp. 11). In addition, the ocean's productivity has also been declining because of marine environment degradation and interference with the ecosystems through pollution (Crean and Symes 1996, pp. 4).

The collapses³ of many fisheries is widely believed the result of a mismanagement (Costello, Gaines et al. 2008, pp. 1678). The mismanagement of fisheries is not only because of poor enforcement, but also because fisheries management traditionally focuses on managing a single target species and often ignores habitat, predators, and the prey of the target species and other physical components of ecosystems (Pikitch, Santora et al. 2004, pp. 346). The conventional single species fisheries management has failed and new approaches are needed (Beverton 1995, pp. 229-245; Hilborn 2004, pp. 275-276; Beddington, Agnew et al. 2007, pp. 1713-1714; Cardinale and Svedang 2008, pp. 244). A major element of the proposed new approaches is a move from conventional single species management to ecosystem-based fisheries management, which seeks to

1 *Recruitment overfishing* means that the adult population was fished so heavily that the number and size of the adult population (spawning biomass) was reduced to the point that it did not have the reproductive capacity to replenish itself. *Growth overfishing* occurs when animals are harvested at an average size that is smaller than the size that would produce the maximum yield per recruit.

2 If the biomass of a fish stock falls below *Minimum Stock Size Threshold* (MSST), a threshold used by fishery managers e.g. 30-40% of spawning biomass, a stock is determined to be overfished, depleted or collapsed. Fish stock is considered fully exploited when the catch is reached the Maximum Sustainable Yield (MSY).

3 See 2.

include in the management plan not only all affected species but also abiotic factors such as water pollution, the effects of weather and climate on the ecosystem, and the effects of fishing activity on the habitat itself (Fluharty, Aparicio et al. 1998, pp. 1-10; Hilborn 2004, pp. 275).

An ecosystem approach means different things to different people (O'Neill, DeAngelis et al. 1986; Larkin 1996). Grumbine (1994) summarized the ten dominant themes of ecosystem management and Arkema (2006) reviewed 17 criteria that scientists used to describe an ecosystem-based approach. Although there are many themes and definitions, the concept of ecosystem-based fishery management is still unclear and there is no agreed standard approach (Brodziak and Link 2002; Ward, Tarte et al. 2002; Babcock and Pikitch 2004). Some authors such as Larkin (1996), Brodziak (2002), Link (2002), Sumaila (2005) and Marasco (2007) have reviewed concepts related to ecosystem-based fishery management. There are also some authors reviewing ecosystem models but their papers concentrate either on habitat modeling (Knowler 2002; Armstrong 2006) or on ecological modeling in general (Larkin 1996). This paper will start by reviewing basic concepts related to ecosystem-based fishery management and the economic value of ecosystems. Then it will aim to review the development of ecosystem modeling with emphasis on economic aspects of ecology. This will be followed by a presentation of the applications of ecosystem-based fishery management in practice. The paper will conclude with some critical discussions and will bring together conclusions derived from previous literature reviews.

2. Ecosystem and Ecosystem-Based Fishery Management

In ecology, there are two ways to understand ecosystems (O'Neill, DeAngelis et al. 1986; Bocking 1994). The *Population- community ecologists* tend to view ecosystems as networks of interacting populations. The biota are ecosystems, and abiotic components such as soil or sediments are external influences. The biota may interact with the abiotic environment, but the environment is largely

viewed as the backdrop or context within which biotic interaction occur. The *population-community* approach is partly a result of the historical development of ecology and it is an appropriate conceptualization for some observation sets, rather than the best or most fundamental way to view ecosystems (O'Neill, DeAngelis et al. 1986).

Most ecologists tend to view ecosystems by using *the Process-Functional Approach* (O'Neill, DeAngelis et al. 1986; Bocking 1994). The ecosystem concept, in this approach, was originally defined by Tansley (Tansley 1935; Bocking 1994). He defines ecosystem as “...*the whole system (in the sense of physics), including not only the organism-complex, but also the whole complex of physical factors forming what we call the environment of biome – the habitat factors in the widest sense*” (Tansley 1935, pp. 299). This ecosystem concept was further developed and clarified by Linderman (1942), Hutchinson (1948), H. T. Odum (1951) and E. P. Odum (1969). In terms of energy and material flows, E. P. Odum (1969) interpreted: “*the ecosystem, or ecological system, is considered to be a unit of biological organization made up of all of the organisms in a given area (that is, community) interacting with the physical environment so that a flow of energy leads to characteristic trophic structure and material cycle within the system*”. Within the ecosystem, energy and nutrients are exchanged, consumed and transformed, and feedback loops ensure that, within limits, the system will remain at equilibrium (Bocking 1994). *The process-functional approach* has limited applications in cases that deal with the effect of single populations (dominant or key species) on ecosystem function (O'Neill, DeAngelis et al. 1986).

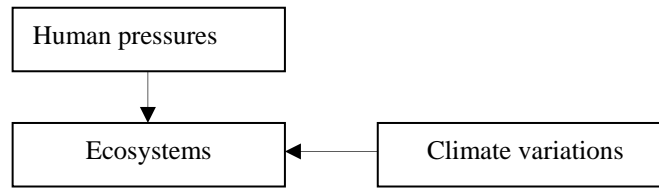
There are some important differences among ecosystems, even though they have some fundamental similarities. For those that are land based, the regional ecosystems are defined by major vegetation characteristics but this is not true for the world's oceans (Larkin 1996). For example, Large Marine Ecosystems (LMEs), which are regions of ocean space surrounding coastal areas from river basins and estuaries out to the seaward boundary of continental shelves and the

outer margins of coastal current systems, are defined by distinct characteristics of depth, oceanography and productivity (Sherman, Alexander et al. 1993, pp.3; Sherman and Duda 1999).

The ecosystem concept is open with regard to spatial scale so that it allows the researchers to select the scale that is appropriate to a particular objective or interest. In one extreme, an ecosystem can be defined as an explicit unit of space such as a small pond occupied by a group of plants, animals, and microbes interacting with each other and their environment. In the other extreme, an ecosystem can occupy a coastal area of the order 200,000 km² or larger such as LMEs (Sherman, Alexander et al. 1993, pp.3). The difficulties often arise in attempting to measure transfers of materials, energy, and organisms into and out of (across the boundaries). Hence, scientists often choose ecosystem with well-defined physical boundaries (Franklin 1997).

There is growing evidence, which has led to recognition that coastal ecosystems are being negatively impacted by multiple driving forces or external factors (Sherman and Duda 1999; Stenseth, Ottersen et al. 2004). These external factors can be divided into two groups, namely, human pressures and climate variations (figure 1). Human pressures include overfishing, eutrophication, toxic pollution and habitat degradation (Sherman and Duda 1999). While climate variations include fluctuations of temperature, wind, and residual currents as well as interactions among these (Stenseth, Ottersen et al. 2004, pp.3). Coral reef bleaching is a typical example of the impacts of climate variations (global warming) on coral reef ecosystems.

Figure 1. External factors impact on ecosystems



Source: Adapted from (Sherman and Duda 1999; Stenseth, Ottersen et al. 2004).

Ecosystem management is a framework officially adopted in US since early 1990s (Grumbine 1997). Fundamentally, ecosystem management is managing ecosystems so as to assure their sustainability (Franklin 1997). Ecosystem management is a response to today’s deepening biodiversity crisis and it is still developing, at least within the academic literature (Grumbine 1994; Arkema, Abramson et al. 2006). Grumbine (1994) summarized the ten dominant themes of ecosystem management: hierarchical, ecological boundaries, ecological integrity, data collection, monitoring, adaptive management, interagency cooperation, organizational change, humans embedded in nature and values. These ten dominant themes form the basis of working definition: “*Ecosystem management integrates scientific knowledge of ecological relationships within a complex sociopolitical and values framework toward the general goal of protecting native ecosystem integrity over the long term*” (Grumbine 1994, pp. 31). We know that ecosystem perspective is desirable, but it is complex and unpredictable (Fluharty, Aparicio et al. 1998). In view of the fact that it is impossible to measure the dynamics of every species and ecosystem process or in other words, ecosystems cannot be controlled, it is scientifically more accurate to speak of “*ecosystem-based management*” or “*ecosystem approach to management*” (Christensen, Bartuska et al. 1996; Link 2002; McLeod, Lubchenco et al. 2005). Ecosystem-based management does not require that we understand all things about ecosystems since it focuses on managing human activities, rather than managing entire ecosystem (Fluharty, Aparicio et al. 1998; McLeod, Lubchenco et al. 2005).

Ecosystem-based fishery management was defined as “*a holistic approach to maintaining ecosystem quality and sustaining associated benefits*” (Fluharty, Aparicio et al. 1998). The term ecosystem management is clearly relevant for fisheries systems, however, the concept of Ecosystem-based fishery management is evolving and it has no universal definition or consistent application (Brodziak and Link 2002). Arkema (2006) reviewed definitions of marine ecosystem-based management (including ecosystem-based fishery management) and he found that there were 17 criteria that scientists used to describe an ecosystem-based approach. These criteria were divided into three categories: ecological, human dimension, and management. Ecological criteria focus on structure, function of ecosystem and recognize that ecological processes occur on temporal and spatial scales. While human dimension integrate economic factors and stakeholders into ecosystem planning processes. Management criteria include co-management and the precaution approach, as well as the use of science and technology (Arkema, Abramson et al. 2006). *Ecosystem-Based Management* (EBM) and *Ecosystem-based fishery management* (EBFM) are different, but complementary. EBM is viewed in a broader context and applied for managing cross-sectors while EBFM is applied for managing individual fishing sector (McLeod, Lubchenco et al. 2005).

The ecosystem-based approach is applied later in fisheries management comparing it to the other sectors such as land or forestry management (Grumbine 1994; Garcia, Zerbi et al. 2003; Arkema, Abramson et al. 2006). However, the ecosystem-based approach to fisheries seems to be an ambitious approach by defining humans as one of the species of ecosystems. Human populations are considered as other species populations, which have interactions with each other and their environment in ecosystems (Garcia, Zerbi et al. 2003, pp. 7). The ecosystem-based approach to fisheries, which was defined “*...to balance diverse societal objectives, by taking into account the knowledge and uncertainties about biotic, abiotic and human components of ecosystems and their interactions and applying an integrated approach to fisheries within ecologically meaningful boundaries*” (FAO 2005, pp. 14). In fact, the ecosystem-based ap-

proach to fisheries aims to implement sustainable development in a fisheries context (FAO 2005, pp. 6).

In this section, basic concepts related to ecosystem-based fishery management were reviewed. In order to understand ecosystem-based fishery management from the economic point of view, basic concepts related to the economic value of the ecosystems will be explored in the next section.

3. The Economic Value of Ecosystems

For conventional goods and services, markets provide important information about values. However, environmental amenities including ecosystems' goods and services are often not directly purchased and sold in markets. Hence theoretical research on ecosystem valuation has focused on non-market valuation, which is tightly linked to the theory of valuation of price changes. The theory for price changes is then extended to environmental quality changes (Bishop and Woodward 1995).

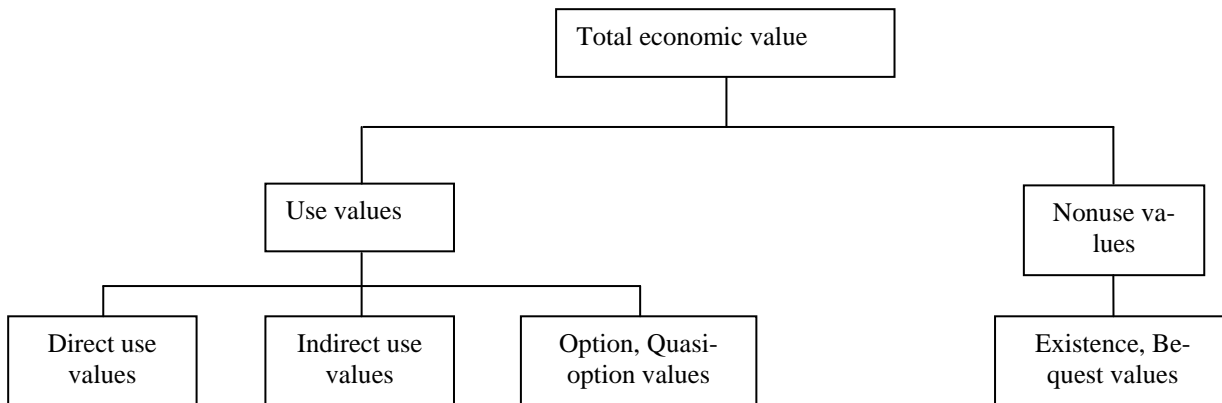
The total economic value of an ecosystem as an asset is the sum of the discounted present values of the flows of all services (FreemanIII 2003, pp. 5). The services of an aquatic ecosystem may include food (fish), freshwater, recreation, nutrient cycling, novel products and so on (Heal, Barbier et al. 2004; Pagiola, Ritter et al. 2004, pp. 6). The ecosystem services are divided into use values and nonuse values. The use values are further divided into direct values, indirect values, option and quasi-option values (Barbier 1994; FreemanIII 2003, pp. 12-14).

The direct use values refer to ecosystem goods and services that are directly used by human beings such as harvesting fish or recreational activities. The indirect use values are derived from ecosystem services that provide benefits outside the ecosystem its self (Pagiola, Ritter et al. 2004, pp. 10). For example, around 80 million people in the entire catchment area of the Baltic Sea may

benefit indirectly from the services provided by aquatic ecosystems of the Baltic Sea such as air quality and climate stabilization. Option value is amount that consumers will be willing to pay for the option to consume ecosystem goods and services in the future (Weisbrod 1964). The concept of option value can be shown to equal the expected value of perfected information, while quasi-option value is essentially the expected value of the information gained by delaying an irreversible decision to develop a natural area (Conrad 1980; FreemanIII 1984). Option value and quasi-option value are pure public goods that the market will fail to account for, leading to a less than optimal allocation of resources (Long 1967).

Nonuse values refer to the enjoyment people experience simply by knowing that a resource exists even if they never expect to use that resource directly themselves. Illustratively, the non-use values refer to value placed on the preservation of species in the future “for reasons peculiarly our own” (Mann and Plummer 1995; as cited in Brown 2000). This kind of value is usually known as existence value or bequest value (Pagiola, Ritter et al. 2004, pp. 10). Bequest value is the value of satisfaction from preserving a natural environment for future generations (Greenley, Walsh et al. 1981). It is existence value when we may expect that our friends and relatives as well as others will have an opportunity to experience these species (Krutilla 1967; as cited in Brown 2000). Figure 2 shows the components of the total economic value of an ecosystem.

Figure 2. Total economic value of an ecosystem



Source: Adapted from Barbier (1994).

Freeman III (2003, pp. 5) argued that the economic value of a natural asset may be quite different from its market value because many of these service flows are not bought or sold in the market and therefore do not have market prices. If ecosystem services' changes make individuals "worse off", then one would like to have some measure of loss of economic values to these individuals. Otherwise, if the changes make people "better off", one would like to estimate the resulting value gain (Heal, Barbier et al. 2004, pp. 95).

There are two approaches to valuing changes in environmental goods, namely, revealed preference and stated preference (FreemanIII 2003, pp. 23-24; Maler and Vincent 2005, pp. 519-520). *Revealed preference* methods are based on actual behavior reflecting utility maximization subject to constraints (FreemanIII 2003, pp. 24). Measurement models in this approach are either based on observations of changes in market prices and quantities that resulting from changes in environmental quality or based on observation of altering purchases of goods and services that complements or substitutes for environmental quality in preference orderings of individuals (Maler and Vincent 2005, pp. 520-566). *Stated preference* methods are based on people's responses to hypothetical questions rather than from observations of real-world choices (FreemanIII 2003, pp. 24).

There are two ways to estimate values in stated preference methods (Heal, Barbier et al. 2004, pp. 119). Contingent valuation, which was developed by economists, is used to estimate values for applications, such as aquatic ecosystem services, where neither explicit nor implicit market prices exist. While conjoint analysis was developed in the marketing literature to estimate prices for new product or modifications of existing products. Contingent valuation is the commonly used approach, while the use of conjoint analysis is relatively new for nonmarket valuation and very few conjoint studies of aquatic ecosystems services have been undertaken (Heal, Barbier et al. 2004, pp. 119-123).

In general, environmental or resource quality can affect an individual's utility in three ways (FreemanIII 2003, pp. 96):

1. As an input in the household production of utility-yielding commodities;
2. Producing utility directly by being an argument in an individual's utility function;
3. Producing utility indirectly as a factor input in the production of a marketed good that yields utility.

Household production function approaches involve modeling consumer behavior, based on the assumption of a substitution or complement between an ecosystem service and one or more marketed commodities. There are three types of household production models, which have been applied to aquatic ecosystems (Heal, Barbier et al. 2004, pp. 101-113): (1) random utility or travel cost models, which are normally applied for valuing recreational fishing in freshwater lakes, rivers and marine waters; (2) averting behavior models, which analyze the rate of substitution between changes in behavior and expenditures on changes in environmental quality in order to infer the value of certain non-marketed environmental attributes; (3) hedonic models, which analyze how the

different characteristics of a marketed good, including environmental quality, might affect the price people pay for the good.

Assume that q denote some parameter of environmental or resource quality, q can produce utility directly by being an argument in an individual's utility function. In this case, q can interact with one or more market goods in the individual's preference structure in many ways. For example, there may be a substitution or complementary relationship between q and some private good (FreemanIII 2003, pp. 96).

Environmental or resource quality can also produce utility indirectly as a factor input in the production of a marketed good that yields utility. Changes in q lead to changes in production costs, which in turn affect the price and quantity of output or the returns to other factor inputs, or both (FreemanIII 2003, pp. 96-97). Assume that good x is produced with a production function

$$x = x(k, w, \dots, q) \quad (\text{where } k \text{ and } w \text{ are capital and labor, respectively})$$

With given prices, and assuming cost-minimizing behavior, there is a cost function

$$C = C(p_w, p_k, x, q)$$

Because q affects the production and supply of a marketed good, the benefits of changes in q can be defined and measured in terms of changes in market variables related to the x industry. A change in q will cause shifts in both cost curves and factor demand curves (FreemanIII 2003, pp. 97). The production function approach has the advantage of capturing the ecosystem functioning and dynamics of key services and can be used to value multiple services arising from aquatic ecosystem (Heal, Barbier et al. 2004, pp. 117). However, the production function approach and other revealed preference methods are not suit-

able for valuing nonuse values; instead, we must rely on stated preference methods (FreemanIII 2003, pp. 134).

The protection of sensitive ecosystems presumably increases the well-being of many members of society, but they generally also impose costs which translate into reductions in well-being for other members of society (Maler and Vincent 2005). For example, the establishment of marine protected areas (MPAs), which may benefit local communities by increasing the value of the ecosystems in the MPAs in the long run, however, it may directly affect livelihoods of the fishing communities in the short run.

In economic perspectives, Sumaila (2005) argue that many LMEs are shared by two or more countries. As a result, management of LMEs can be influenced by the way countries weight market and non-market values and the discount rate is applied to flows of net benefits over time from the ecosystems. Differences in discount rates and difference emphasis on market and non-market values among countries sharing the same marine ecosystem will lead to problems in implementing ecosystem-based management (Sumaila 2005).

In this section, basic concepts related to the economic value of ecosystems were reviewed. In the next section, a review of the economic models of an ecosystem will be presented.

4. Ecological Economic Models

Dynamic quantitative modeling in ecology began early in twentieth century in the form of mathematical population theory and was expanded in midcentury by the addition of systems analysis and ecosystem modeling. Population modeling peaked in the 1920s and 1950s while system analysis and ecosystem modeling peaked in the 1970s (Lauenroth, Burke et al. 2003, pp. 33).

Population modeling was originally introduced by Verhulst (1838) and Pearl (1920). While the system analysis was initially introduced by Lotka (1925) and Volterra (1926) in the form of natural predator-prey model (Billard 1977; Beryman 1992; Renshaw 1993; Eichner and Pethig 2006). The Lotka-Volterra model has been applied and modified by numerous authors such as May (1979), Flaaten (1988; 1990; 1998), Yodriz (1994). The Lotka-Volterra model also has been generalized to n-species community or food web models (Polovina 1984; Tu and Wiliman 1992; Christensen, Walters et al. 2004; Pastor 2008). Regarding ecological economic aspects, there are two approaches, which have been used for population modeling, namely, *macro* and *micro* approaches (Pethig and Tschirhart 2002; Eichner and Pethig 2006). The *macro approach* takes populations as basic units of analysis. Species are presented by (differential) equations containing as variables their own populations and the populations of other species such as preys, predators and so on (May, Beddington et al. 1979; Flaaten 1988; Flaaten 1990). The limitations of choosing populations as basic endogenous variables is that it ignores the transactions of individual organisms, and does not answer the question how the interaction of individual organisms translates into population changes (Eichner and Pethig 2006). The *micro approach* takes individual organisms as basic units of analysis. The representative organisms are assumed to behave as if they maximize their net energy or biomass as price takers subject to appropriate constraints (Tschirhart 2000; Pethig and Tschirhart 2002; Eichner and Pethig 2006; Ravn-Jonsen 2009). The organisms behave as consumers who face a budget constraint requiring their expenditure on prey biomass not to exceed their revenue from supplying own biomass (Eichner and Pethig 2006). The micro approach solves the limitations of the macro approach.

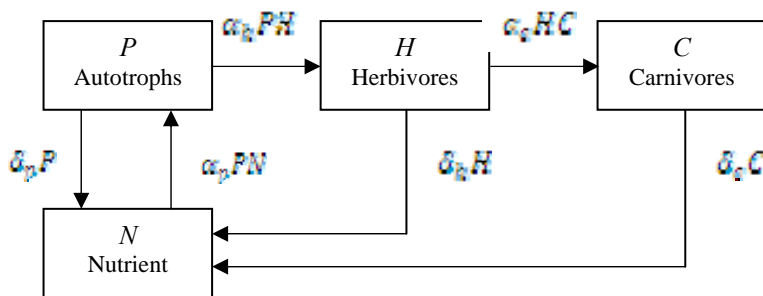
Both in macro and micro approaches and in all population models, there is always one parameter, the carrying capacity of the species that forms the base of the food chain or food web. It is believed that the carrying capacity is certain to change with the environment and the abundance of predators, parasites and competitors (Hart and Reynolds 2002, pp. 130). But, the carrying capacity pa-

parameter in the population models is just a result of a particular assumption about density dependence and has nothing explicitly to do with the environment (Pastor 2008, pp.129). The complicated models of species interaction and food web simply pushed the environment problem that is constraining species interaction down to the lowest species in the food web or community, namely, to the primary producers (Pastor 2008, pp. 189) . Some population models have, however, been taking the environmental influences on the biological components of ecosystems into account. Review papers by Knowler (2002) and Amstrong (2006) are good examples of such attempts. In general, population modeling tends to view abiotic (nonliving) components as external factors of ecosystems; this is consistent with the *Population- community* approach in ecology.

Ecosystem modeling expands population modeling by integrating the biological and physical components of the environment into a single interactive system (Smith and Smith 1998, pp. 315; Pastor 2008, pp. 189-190). The interaction of living (biological component) and non living (physical component) components in the ecosystem occurs through nutrient flows. All nutrient flow from the nonliving to the living and back to the nonliving components of the ecosystem in a circular path is known as a biogeochemical cycle. This process is called *internal cycling* that represents a recycling of nutrients within the ecosystem, is an essential feature of all ecosystems (Smith and Smith 1998, pp. 343-344). By its very nature, each unit of energy can be used only once, whereas chemical nutrients can be used again, and repeatedly recycled as the building blocks of biomass (Begon, Townsend et al. 2006, pp. 525). Animals and other consumers gain their nutrients by eating producer organisms or each other. When an organism dies, its remains are broken down by decomposers. The components of their cells and tissues are utilized by decomposers and later returned to the environment and recycled (Karleskint 1998, pp. 93-100). All biological entities require nutrients (matter) for their construction and energy for their activities (Begon, Townsend et al. 2006, pp. 499).

Early ecosystem models, which used energy as their “currency”, were considered unsuccessful since it is hard to define precisely the energy outflows. Modern ecosystem models thus adopt one or more essential elements, usually carbon, nitrogen, or phosphorus, as their currency (Gurney and Nisbet 1998, pp. 183). Let’s consider an aquatic ecosystem with four components: producers (autotrophs), primary consumers (herbivores), secondary consumers (carnivores) and nonliving matter. We assume that the system is closed, so any nutrient taken up by the producers is lost to the free nutrient pool, and all nutrients lost by the producers, primary and secondary consumers due to death and excretion, is immediately added to the nutrient pool (regarding the processes of decay and remineralisation). We denote $N(t)$ as the nutrient density (e.g. gram of nitrogen or phosphorus/m²) of the nutrient pool. $P(t)$ is denoted as the nutrient density of the primary producers (g/m²), which is assumed to have a linear functional response, with attack rate (slope) α_p (day⁻¹), and a respiration/mortality rate δ_p (day⁻¹). $H(t)$, α_h , and δ_h are nutrient density (g/m²), attack rate (day⁻¹) and respiration/mortality rate (day⁻¹) of the primary consumers, respectively; $C(t)$, α_c and δ_c are nutrient density (g/m²), attack rate (day⁻¹) and respiration/mortality rate (day⁻¹) of the secondary consumers, respectively. We also assume that the secondary consumers feed exclusively on primary consumers and the primary consumers feed exclusively on the producers. With these assumptions, nutrient flows in the ecosystem are described in figure 3.

Figure 3: Nutrient flows in the ecosystem



Source: Adapted from Gurney and Nisbet (1998, pp. 196).

The dynamics of the ecosystem can be described by the following equations (Gurney and Nisbet 1998, pp. 183-200):

$$\begin{cases} \frac{dP}{dt} = \alpha_p PN - \delta_p P - \alpha_h PH \\ \frac{dH}{dt} = \alpha_h PH - \delta_h H - \alpha_c HC \\ \frac{dC}{dt} = \alpha_c CH - \delta_c C \\ \frac{dN}{dt} = \delta_p P + \delta_h H + \delta_c C - \alpha_p PN \end{cases} \quad (1)$$

Equations (1) mean that

$$\frac{dP}{dt} + \frac{dH}{dt} + \frac{dC}{dt} + \frac{dN}{dt} = \frac{d}{dt}(P + H + C + N) = 0$$

In other words, the total quantity of nutrient contained in the system remains constant as expected, given our assumption that the system is closed. If we denote S as the total amount of bounded and unbounded nutrient in the system, then the dynamics of the ecosystem can be rewritten

$$\begin{cases} \frac{dP}{dt} = P(\alpha_p N - \delta_p - \alpha_h H) \\ \frac{dH}{dt} = H(\alpha_h P - \delta_h - \alpha_c C) \\ \frac{dC}{dt} = C(\alpha_c H - \delta_c) \\ N = S - P - H - C \end{cases} \quad (2)$$

The system (2) has one stationary state ($P = H = C = 0$) and three steady states NP , NPH , $NPHC$ indicate the compartments which contain non-zero biomass P , (P, H) , (P, H, C) , respectively. Table 1 shows the steady states for the nutrient cycling model in the ecosystem:⁴

4 The solution is in annex 1.

Table 1. Steady states for the nutrient cycling model (Gurney and Nisbet 1998: 197)

	NP	NPH	NPHC
P^*	$S - \frac{\delta_p}{\alpha_p}$	$\frac{\delta_h}{\alpha_h}$	$\frac{\alpha_c}{\alpha_c + \alpha_h} \left(S - \frac{\delta_p}{\alpha_p} + \frac{\delta_h}{\alpha_c} - \frac{H^*(\alpha_p + \alpha_h)}{\alpha_p} \right)$
H^*	0	$\frac{\alpha_p}{\alpha_p + \alpha_h} \left(S - \frac{\delta_p}{\alpha_p} - \frac{\delta_h}{\alpha_h} \right)$	$\frac{\delta_h}{\alpha_c}$
C^*	0	0	$\frac{\alpha_h}{\alpha_c + \alpha_h} \left(S - \frac{\delta_p}{\alpha_p} - \frac{\delta_h}{\alpha_h} - \frac{H^*(\alpha_p + \alpha_h)}{\alpha_p} \right)$

With a bit of algebra (annex 2), we can see the rate of increase in nutrient density of producers, primary and secondary consumers per unit of time in system (2) following one of the popular population models, namely, the logistic model

$$\begin{cases} \frac{dP}{dt} = r_p P \left(1 - \frac{P}{K_p} \right) \\ \frac{dH}{dt} = r_h H \left(1 - \frac{H}{K_h} \right) \\ \frac{dC}{dt} = r_c C \left(1 - \frac{C}{K_c} \right) \end{cases} \quad (3)$$

Where $r_p = \alpha_p(S - H - C) - \delta_p - \alpha_h H$, $K_p = \frac{r_p}{\alpha_p}$, $r_h = \alpha_h(S - N - C) - \delta_h - \alpha_c C$, $K_h = \frac{r_h}{\alpha_h}$, $r_c = \alpha_c(S - N - P) - \delta_c$, $K_c = \frac{r_c}{\alpha_c}$;

The equations (3) imply that the carrying capacity assumption of the species in the logistic population models is a specific case of a closed ecosystem.

Regarding ecological economic aspects, most fishery models ignore the linkages to lower trophic levels of the ecosystems. In particular, environmental data and other bottom up information is widely disregarded (Fennel and Neumann 2004). There are few economic models dealing with the eutrophication phenomenon, which caused by excess inputs of nutrients to ecosystems (Brock and Starrett 1999; Carpenter, Ludwig et al. 1999; Knowler, Barbier et al. 2001; Brock and Zeeuw 2002; Maler, Xepapadeas et al. 2003; Smith and Crowder

2005). In cases of eutrophication, the water becomes turbid because of dense populations of phytoplankton, and large aquatic plants are outcompeted and disappear along with their associated invertebrate populations. Moreover, decomposition of the large biomass of phytoplankton cells may lead to low oxygen concentrations (hypoxia and anoxia), which kill fish and invertebrates. The outcome is a productivity community, but one with low biodiversity and low esthetic appeal (Begon, Townsend et al. 2006).

In this and the preceding sections, concepts and models related to ecosystem-based fishery management are presented. In the next section, the status of implementing ecosystem-based fishery management in practice will be assessed.

5. Implementing Ecosystem-Based Fishery Management in Practice

Ecosystem-based approaches to marine resource management including ecosystem-based fishery management has been criticized as being nonspecific, immature, invalid as a basis for decision making, and not fully supported by science (Murawski 2007). But, there is widespread agreement about the need to implement the ecosystem approach for fisheries in practice (Brodziak and Link 2002; Pikitch, Santora et al. 2004; Pitcher, Kalikoski et al. 2008). Several guidelines for implementing ecosystem-based fishery management have been published such as the papers of Fluharty (1998), Ward (2002) and FAO (2005). These guidelines give detailed instructions for implementing the principles, goals and policies of fisheries management in the ecosystem context. However, the effective application of these guidelines in practice is questionable. In a study by Pitcher *et al* (2008), two-thirds (21) of the 33 countries representing 90% of the world fish catch are unlikely to implement ecosystem-based fishery management (fail grades). Almost all countries had lower ratings for implementation of ecosystem-based fishery management because it is easier to publish good intentions for ecosystem-based fisheries management principles than to actually

achieve its goals and objectives in practice (Pitcher, Kalikoski et al. 2008). Managers are just beginning to put some ecosystem-based management principles into practice and this implementation needs to be much greater (Garcia and Cochrane 2005; Arkema, Abramson et al. 2006).

Fluharty (1998) argued that ecosystem-based fishery management can be an important complement to existing fisheries management approaches. However, ecosystem-based management cannot resolve all of the underlying problems of the existing fisheries management regimes. If the political will to stop fishing and to protect habitat is removed, ecosystem-based fishery management cannot be effective (Fluharty, Aparicio et al. 1998).

According to Goodman (as cited in Marasco, Goodman et al. 2007), the move to ecosystem-based fishery management involves three stages. The first stage focuses on managing the target species and its predators and prey. The second stage takes into account environmental effects and the direct effects of fishing activities other than those on the target species (e.g., bycatch, incidental mortality, and effects on habitat). In stage three, the environment, target stock, and its predators and prey are integrated explicitly into an assessment before catch limits and other management measures are selected. Most ecosystem-based fishery models are at present in the second stage and their focus is on individual components of ecosystems. More efforts should be made to integrating different components of ecosystems in ecosystem models.

Many people argue that Marine Protected Areas (MPAs) should be a central element of ecosystem-based fishery management (eg: Palumbi 2002; Browman and Stergiou 2004). However, Sissenwine and Murawski (2004) argued that *“MPAs are just one of a suite of fishery management tools that have merit (and limitations) for either single-species approaches to management, or for ecosystem approaches”*. Ecosystem-based fishery management is not synonymous with MPAs, and thus one does not have to implement MPAs in order to be suc-

cessfully manage resources using ecosystem approach to management (Murawski 2007).

6. Discussions

Since the ecosystem concept is open with regard to spatial scale, it allows researchers to select the scale that is appropriate to a particular objective or interest. It also allows scientists to have different views of the ecosystem and the accuracy of these views will depend on the purpose and the time-space scale of their observations. However, as argued by O'Neill (1986), each view is limited in the specific context. The *process-functional approach* is widely accepted by ecologists but it has limited applications in cases that deal with the effect of dominant populations (species) on ecosystem function. As we know human beings are dominant species on the earth. If humans are seen as one of the species of the ecosystems, the view tends to follow the *population-community* approach, which is an appropriate conceptualization for some observation sets, rather than the best or most fundamental way to view ecosystems. In addition, if humans are one of species in the ecosystem, it is also hard to find a model for ecosystem management because the objective of ecosystem-based fishery management is managing human activities, which are now viewed as behavior of the individual species in the ecosystem model.

Ecosystem-based fishery management cannot resolve all of the underlying problems of the existing fisheries management regimes. Ecosystem-based fishery management is an important complement to existing fisheries management approaches and it should be understood in a broader context rather than individual fishing sector and its application should also take into account the impacts of relevant sectors on the ecosystem. Mcleod (2005) argued that “*managing individual sectors, such as fishing, in an ecosystem context is necessary but not sufficient to ensure the continued productivity and resilience of an ecosystem. Individual human activities should be managed in a fashion that considers the impacts of the sector on the entire ecosystem as well as on other sectors*”.

Fishery models largely ignore the linkages to lower trophic levels. In particular, environmental data and other bottom-up information is widely disregarded. Nor are changes in physical environment (bottom-up) alongside both exogenous and endogenous environmental effects included in the general ecosystem models. In addition, the indirect impacts of harvesting (top-down) such as habitat degradation are also rarely taken into account in these models.

Nutrient and energy flows play a vital role in ecosystems. However, they have different characteristics. Although few ecosystems are closed to energy, many are quite close to being closed to nutrients. Even where it is not so, the inflows and outflows of nutrients tend to be easier to define and measure than energetic counterparts. In addition, a more recent observation shows that energy flows inside an ecosystem occur in the form of chemically bound energy, and are thus accompanied by flows of elemental nutrients (Gurney and Nisbet 1998). For those reasons, ecosystem models should concentrate on the internal cycling of nutrients.

The economic value of ecosystem goods and services may be quite different from its market value because many of these service flows are not bought or sold in the markets and therefore do not have market prices. As a result, the measured value is based on the “worse off” or “better off” of individuals feeling, which may lead to different valuations of the same ecosystem goods and services. Diamond and Hausman (1993) argued that the change in well-being when a known resource is injured is not the same as that which occurs when one learns simultaneously about the existence of a resource and an injury to it. They raised a question that if an individual worse off with these two pieces of knowledge than with no knowledge at all (Diamond and Hausman 1993).

MPAs are increasing by being proposed for use as a fishery and ecosystem management tool. However, for species that are highly mobile, one would expect MPAs to be quite ineffective (Sissenwine and Murawski 2004). MPAs also often come with considerable costs to one or more affected constituencies.

Therefore, the social and environmental costs and benefits of MPAs need to be weighed carefully. In addition, other tools include prohibitions on specific activities or harvesting methods, the use of closed seasons for particular activities, input and output controls on natural resources extracted from ecosystem should also be taken into account in the fishery management plans (Murawski 2007).

7. Conclusions

Ecosystems vary in scale so that there are different views of the ecosystem and the accuracy of these views will depend on the purpose and the time-space scale of their observations.

Although the concept of ecosystem-based fishery management has no universal definition, there is a widespread agreement about the need to implement the ecosystem approach for fisheries in practice.

Most ecological economic models ignore the linkages to lower trophic levels. In particular, environmental data and other bottom-up information is widely disregarded. The models are also concentrating heavily on individual components of the ecosystem. More efforts should be paid to integrating different components of the ecosystem as well as external factors in the ecosystem models.

Nutrient flow plays a crucial role in an ecosystem. In addition, it has many properties such as recycling and exchanging between consumers and producers, which are similar to monetary flows in an economy. Therefore, nutrients should be chosen as the currency in ecological economic models.

MPAs is one of important fishery management tools, however, MPAs are not synonymous with ecosystem-based fishery management. It is not necessary to have to implement MPAs in order to be successfully implementing ecosystem-based fishery management.

8. References

- Amstrong, C. W. (2006). Review of bio-economic modelling work of relevance for deep-water coral management. Review of Marine Protected Area as a Tool for Ecosystem Conservation and Fisheries Management. E. Hoffmann and O. Vestergaard, PROTECT: 147.
- Arkema, K. K., S. C. Abramson and B. M. Dewsbury (2006). Marine ecosystem-based management: from characterization to implementation. Frontiers in Ecology and the Environment **4**(10): 525-532.
- Babcock, E. A. and E. K. Pikitch (2004). Can we reach agreement on a standardized approach to ecosystem-based fishery management. Bulletin of marine science **74**(3): 685-692.
- Barbier, E. B. (1994). Valuing environmental functions: Tropical wetlands. Land economics **70**(2): 155-173.
- Beddington, J. R., D. J. Agnew and C. W. Clark (2007). Current Problems in the Management of Marine Fisheries. Science **316**: 1713-1716.
- Begon, M., C. R. Townsend and J. L. Harper (2006). Ecology: From Individuals to Ecosystems, Blackwell Publishing.
- Beryman, A. A. (1992). The origins and evolution of predator-prey theory. Ecology **73**(5): 1530-1535.
- Beverton, R. (1995). Fish, fact and fantasy: a long view. Reviews in Fish Biology and Fisheries **8**: 229-249.
- Billard, L. (1977). On Lotka-Volterra Predator Prey Models. Applied Probability **14**(2): 375-381.

Bishop, R. C. and R. T. Woodward, Eds. (1995). Valuation of environmental Quality under Certainty. The Handbook of Environmental Economics, Blackwell.

Bocking, S. (1994). Visions of nature and society: a history of the ecosystem concept. Alternatives **20**: 1-7.

Brock, W. A. and D. Starrett (1999). Nonconvexities in ecological management problems. Working paper, University of Wisconsin.

Brock, W. A. and A. d. Zeeuw (2002). The repeated lake game. Economics Letters **76**: 109-114.

Brodziak, J. and J. Link (2002). Ecosystem-based fishery management: what is it and how can we do it? Bulletin of marine science **70**(2): 589-611.

Browman, H. I. and K. I. Stergiou (2004). Marine Protected Area as a central element of ecosystem-based management: defining their location, size and number. Marine Ecology Progress Series **274**: 271-275.

Brown, G. M. (2000). Renewable Natural Resource Management and Use without Markets. Economic Literature **38**: 875-914.

Cardinale, M. and H. Svedang (2008). Mismanagement of fisheries: policy or science? Fisheries Research **93**: 244-247.

Carpenter, S. R., D. Ludwig and W. A. Brock (1999). Management of Eutrophication for Lakes Subject to Potentially Irreversible Change. Ecological Applications **9**(3): 751-771.

Christensen, N. L., A. M. Bartuska, J. H. Brown, et al. (1996). The report of the ecological society of America Committee on the Scientific Basis for Ecosystem Management. Ecological Applications **6**(3): 665-691.

Christensen, V., C. J. Walters and D. Pauly (2004). Ecopath with Ecosim: a user's guide. Fisheries Centre Research Reports. Vancouver, University of British Columbia. **12**: 154.

Clark, C. W. (2006). The Worldwide Crisis in Fisheries. Cambridge, Cambridge University Press.

Conrad, J. M. (1980). Quasi-Option value and the expected value of information. The Quarterly Journal of Economics **94**(4): 813-820.

Costello, C., S. D. Gaines and J. Lynham (2008). Can Catch Shares Prevent Fisheries Collapse. Science **321**: 1678-1681.

Crean, K. and D. Symes, Eds. (1996). Fisheries Management in Crisis. Fishing News Bookd.

Diamond, P. A. and J. A. Hausman, Eds. (1993). On contingent valuation measurement of nonuse value. Contingent Valuation: A critical Assessment, North-Holland.

Eichner, T. and R. Pethig (2006). A Microfoundation of Predator-Prey Dynamics. Natural resource modeling **19**(3): 279-321.

FAO (2005). Putting into practice the ecosystem approach to fisheries. Rome: 76.

FAO (2007). The status of the world fisheries and aquaculture 2006. Rome: 162.

Fennel, W. and T. Neumann (2004). Introduction to the modelling of marine ecosystems. Amsterdam, Elsevier.

Fluharty, D., P. Aparicio, C. Blackburn, et al. (1998). Ecosystem-based fishery management. Washington, Ecosystem Principles Advisory Panel, National Marine Fisheries Service, National Oceanic and Atmospheric Administration, U.S Department of Commerce: 54.

Flaaten, O. (1988). The economics of multispecies. Berlin, Springer-Verlag.

Flaaten, O. (1990). Bioeconomics of Sustainable Harvest of competing species. Environmental Economics and Management **20**: 163-180.

Flaaten, O. (1998). On the bioeconomics of predator and prey fishing. Fisheries research **37**: 179-191.

Franklin, J. F., Ed. (1997). Ecosystem management: An overview. Ecosystem management: Applications for Sustainable Forest and Wildlife Resources New Haven, Yale University Press.

FreemanIII, A. M. (1984). The Quasi-Option value of Irreversible Development. Environmental and Resource Economics **11**: 292-295.

FreemanIII, A. M. (2003). The Measurement of Environmental and Resource Value. Washington, DC, Resources for the Future.

Garcia, S. M. and K. L. Cochrane (2005). Ecosystem approach to fisheries: a review of implementation guidelines. ICES Journal of Marine Science **62**: 311-318.

Garcia, S. M., A. Zerbi, C. Aliaume, et al. (2003). The ecosystem approach to fisheries: Issues, terminology, principles, institutional foundations,

implementation and outlook. FAO Fisheries Technical Paper. No. 443. Rome, FAO: 71.

Greenley, D. A., R. G. Walsh and R. A. Young (1981). Option Value: Empirical Evidence From a Case Study of Recreation and Water Quality. The Quarterly Journal of Economics **96**(4): 657-673.

Grumbine, R. E. (1994). What is Ecosystem Management. Conservation Biology **8**(1): 27-38.

Grumbine, R. E. (1997). Reflections on What is Ecosystem Management. Conservation Biology **11**(1): 41-47.

Gurney, W. S. C. and R. M. Nisbet (1998). Ecological Dynamics, Oxford University Press.

Hart, P. J. B. and J. D. Reynolds, Eds. (2002). Handbook of fish biology and fisheries, Blackwell Publishing.

Heal, G. M., E. B. Barbier, K. J. Boyle, et al. (2004). Valuing Ecosystem Services: Toward better environmental decision-making. Washington, D.C, The national Academies Press: 278.

Hilborn, R. (2004). Ecosystem-based fisheries management: the carrot or the stick? Marine Ecology Progress Series **274**: 275-279.

Hutchinson, G. E. (1948). Circular Causal Systems in Ecology. Annals of the New York Academy of Sciences **50**: 221-246.

Karleskint, G. (1998). Introduction to Marine Biology, Books/Cole Thomson Learning.

- Knowler, D. (2002). A review of selected bioeconomic models with environmental influences in fisheries. Journal of Bioeconomics **4**: 163-181.
- Knowler, D., E. B. Barbier and I. Strand (2001). An open-access model of fisheries and nutrient enrichment in the Black Sea. Marine Resource Economics **16**(3): 195-217.
- Krutilla, J. V. (1967). The Columbia River Treaty: The economics of an international River Basin Development. Baltimore, Johns Hopkins Press.
- Larkin, P. A. (1996). Concepts and issues in marine ecosystem management. Reviews in Fish Biology and Fisheries **6**: 139-164.
- Lauenroth, W. K., I. C. Burke and J. K. Berry (2003). The status of dynamic quantitative modeling in ecology. Models in ecosystem science. C. D. Canham, J. J. Cole and W. K. Lauenroth. Princeton and Offord, Princeton University Press: 476.
- Lindemman, R. L. (1942). The Trophic-Dynamic Aspect of Ecology. Ecology **23**(4): 399-417.
- Link, J. S. (2002). What does ecosystem-based fisheries management mean? Fisheries **27**(4): 18-21.
- Long, M. F. (1967). Collective-Consumption Services of Individual-Consumption Goods: comment. The Quarterly Journal of Economics **81**(2): 351-352.
- Maler, K.-G. and J. R. Vincent, Eds. (2005). Valuing Environmental Changes. Handbook of Environmental Economics, Elsevier North-Holland.

Maler, K.-G., A. Xepapadeas and A. D. Zeeuw (2003). The economics of Shallow Lakes. Environmental and Resource Economics **26**: 603-624.

Mann, C. C. and M. I. Plummer (1995). Noah's choice: The future of endangered Species, Alfred A. Knopf.

Marasco, R. J., D. Goodman, C. B. Grimes, et al. (2007). Ecosystem-based fisheries management: some practical suggestions. Canadian Journal of Fisheries and Aquatic Science **64**: 928-937.

May, R. M., J. R. Beddington, C. W. Clark, et al. (1979). Management of Multispecies Fisheries. Science **205**(4403): 267-277.

McLeod, K. L., J. Lubchenco, S. R. Palumbi, et al. (2005). Scientific Consensus Statement on Marine Ecosystem-Based management (signed by 221 academic scientists and policy experts), The Communication Partnership for Science and the Sea.

Murawski, S. A. (2007). Ten myths concerning ecosystem approaches to marine resource management. Marine Policy **31**: 681-690.

O'Neill, R. V., D. L. DeAngelis, J. B. Waide, et al. (1986). A Hierarchical Concept of Ecosystems. Princeton, Princeton University Press.

Odum, E. P. (1969). The strategy of ecosystem development: an understanding of ecological succession provides a basic for resolving man's conflict with nature. Science **126**: 262-270.

Odum, H. T. (1951). The Stability of the World Strontium Cycle. Science **114**: 407-411.

- Pagiola, S., K. v. Ritter and J. Bishop (2004). How much is an ecosystem worth: Assessing the economic value of conservation, IUCN, the Nature Conservancy and the World Bank: 33.
- Palumbi, S. R. (2002). Marine Reserves: A tool for ecosystem management and conservation. Arlington, Virginia, Pew Oceans Commission Report: 45.
- Pastor, J. (2008). Mathematical Ecology of populations and ecosystems, Wiley-Blackwell.
- Pethig, R. and J. Tschirhart (2002). Microfoundations of Population Dynamics. Bioeconomics **3**: 27-49.
- Pikitch, E. K., C. Santora, E. A. Babcock, et al. (2004). Ecosystem-based fishery management. Science **305**: 346-347.
- Pitcher, T. J., D. Kalikoski, K. Short, et al. (2008). An evaluation of progress in implementing ecosystem-based management of fisheries in 33 countries. Marine Policy doi:10.1016/j.marpol.2008.06.002.
- Polovina, J. J. (1984). Model of a coral reef ecosystem. Coral reefs **3**(1): 1-11.
- Porter, G. (1998). Estimating overcapacity in the global fishing fleets. Washington, DC, WWF.
- Ravn-Jensen, L. J. (2009). Marine Ecosystem Management and Concepts for Natural Resource Management Models. Department of Environmental and Business Economics. Esbjerg, University of Southern Denmark. **PhD Dissertation**: 179.
- Renshaw, E. (1993). Modelling biological populations in space and time. Cambridge, Cambridge University Press.

Sherman, K., L. M. Alexander and B. D. Gold, Eds. (1993). Large Marine Ecosystems: Stress, Mitigation and Sustainability. Washington, DC, AAAs Press.

Sherman, K. and A. M. Duda (1999). An ecosystem approach to global assessment and management of coastal water. Marine Ecology Progress Series **190**: 271-287.

Sissenwine, M. and S. Murawski (2004). Moving beyond 'intelligent tinkering': advancing an Ecosystem Approach to Fisheries. Marine Ecology Progress Series **274**: 291-295.

Smith, M. D. and L. B. Crowder (2005). Valuing Ecosystem Services with Fishery rents: A lumped-Parameter Approach to Hypoxia in the Neuse River Estuary, The Nicholas School of Environment and Earth Sciences at Duke University: 56.

Smith, R. L. and T. M. Smith (1998). Elements of Ecology, Addison Wesley Longman.

Stenseth, N. C., G. Ottersen, J. W. Hurrell, et al. (2004). Marine Ecosystems and Climate Variation, Oxford University Press.

Sumaila, U. R. (2005). Differences in economic perspectives and implimentation of ecosystem-based management of marine resources. Marine Ecology Progress Series **300**: 279-282.

Tansley, A. G. (1935). The Use and Abuse of Vegetational Concepts and Terms. Ecology **16**(3): 284-307.

Tschirhart, J. (2000). General equilibrium of an ecosystem. Theoretical biology **203**(1): 13-32.

Tu, P. N. V. and E. A. Wiliman (1992). A generalized predator - prey model: uncertainty and management. Environmental economics and management **23**: 123-138.

Ward, T., D. Tarte, E. Hegerl, et al. (2002). Policy Proposals and operational guidance for ecosystem-based management of marine capture fisheries, WWF.

Weisbrod, B. A. (1964). Collective-Consumption Services of Individual-Consumption Goods. The Quarterly Journal of Economics **78**: 471-477.

Yodzis, P. (1994). Predator-Prey theory and management of multispecies fisheries. Ecological Applications **4**(1): 51-58.

Annex 1. Steady States for the Nutrient Cycling Model

In the steady states:

$$\begin{cases} N = S - P - H - C & (1) \\ \frac{dP}{dt} = \alpha_p PN - \delta_p P - \alpha_h PH = 0 & (2) \\ \frac{dH}{dt} = \alpha_h PH - \delta_h H - \alpha_c HC = 0 & (3) \\ \frac{dC}{dt} = \alpha_c CH - \delta_c C = 0 & (4) \end{cases}$$

If $P^* = H^* = C^* = 0$, the system is hold ($N=S$), we have a stationary state;

If $C^* = H^* = 0$ and $P^* \neq 0$ (steady state NP), equations (3) and (4) are hold and we have:

$$N^* = S - P^* \quad (1')$$

$$\alpha_p N^* - \delta_p = 0 \quad (2')$$

Insert N from (1') to (2') we have: $P^* = S - \frac{\delta_p}{\alpha_p}$

If $C^* = 0$ and $H^*, P^* \neq 0$ (steady state NPH), equation (4) is hold and we have:

$$N^* = S - P^* - H^* \quad (1'')$$

$$\alpha_p N^* - \delta_p - \alpha_h H^* = 0 \quad (2'')$$

$$\alpha_h P^* - \delta_h = 0 \quad (3'')$$

From equation (3''): $P^* = \frac{\delta_h}{\alpha_h}$;

Insert P^* and N^* from (1'') to (2'') we have:

$$\alpha_p \left(S - \frac{\delta_h}{\alpha_h} - H^* \right) - \delta_p - \alpha_h H^* = 0 \Leftrightarrow H^* = \frac{\alpha_p}{\alpha_p + \alpha_h} \left(S - \frac{\delta_p}{\alpha_p} - \frac{\delta_h}{\alpha_h} \right)$$

If we have $C^*, H^*, P^* \neq 0$ (steady state NPHC), we have:

$$N^* = S - P^* - H^* - C^* \quad (1''')$$

$$\alpha_p N^* - \delta_p - \alpha_h H^* = 0 \quad (2''')$$

$$\alpha_h P^* - \delta_h - \alpha_c C^* = 0 \quad (3''')$$

$$\alpha_c H^* - \delta_c = 0 \quad (4''')$$

From (4'''): $H^* = \frac{\delta_c}{\alpha_c}$; Insert H^* and N^* from (1''') to (2''') and (3'''), we have:

$$\alpha_p (S - P^* - H^* - C^*) - \delta_p - \alpha_h H^* = 0 \quad (2''''')$$

$$\alpha_h P^* - \delta_h - \alpha_c C^* = 0 \quad (3''''')$$

From (3'''''): $C^* = \frac{\alpha_h P^* - \delta_h}{\alpha_c}$; put C^* to (2'''''), we have:

$$\begin{aligned} S - \frac{\delta_p + \alpha_h H^*}{\alpha_p} - H^* + \frac{\delta_h}{\alpha_c} &= P^* + \frac{\alpha_h P^*}{\alpha_c} \\ \Leftrightarrow P^* \left(1 + \frac{\alpha_h}{\alpha_c}\right) &= S - \frac{\delta_p + \alpha_h H^*}{\alpha_p} - H^* + \frac{\delta_h}{\alpha_c} \\ \Leftrightarrow P^* &= \frac{\alpha_c}{\alpha_c + \alpha_h} \left(S - \frac{\delta_p}{\alpha_p} + \frac{\delta_h}{\alpha_c} - \frac{H^*(\alpha_p + \alpha_h)}{\alpha_p} \right) \end{aligned}$$

$$\begin{aligned} \rightarrow C^* &= \frac{\alpha_h \frac{\alpha_c}{\alpha_c + \alpha_h} \left(S - \frac{\delta_p}{\alpha_p} + \frac{\delta_h}{\alpha_c} - \frac{H^*(\alpha_p + \alpha_h)}{\alpha_p} \right) - \delta_h}{\alpha_c} = \frac{\alpha_h}{\alpha_c + \alpha_h} \left(S - \frac{\delta_p}{\alpha_p} + \frac{\delta_h}{\alpha_c} - \frac{H^*(\alpha_p + \alpha_h)}{\alpha_p} \right) - \frac{\delta_h}{\alpha_c} \\ &= \frac{\alpha_h}{\alpha_c + \alpha_h} \left(S - \frac{\delta_p}{\alpha_p} - \frac{H^*(\alpha_p + \alpha_h)}{\alpha_p} + \frac{\delta_h}{\alpha_c} - \frac{\delta_h}{\alpha_c} \frac{\alpha_c + \alpha_h}{\alpha_c} \right) \\ &= \frac{\alpha_h}{\alpha_c + \alpha_h} \left(S - \frac{\delta_p}{\alpha_p} - \frac{H^*(\alpha_p + \alpha_h)}{\alpha_p} + \frac{\delta_h \alpha_c - \delta_h \alpha_c - \delta_h \alpha_h}{\alpha_c \alpha_h} \right) \\ &= \frac{\alpha_h}{\alpha_c + \alpha_h} \left(S - \frac{\delta_p}{\alpha_p} - \frac{H^*(\alpha_p + \alpha_h)}{\alpha_p} + \frac{-\delta_h \alpha_c}{\alpha_c \alpha_h} \right) = \frac{\alpha_h}{\alpha_c + \alpha_h} \left(S - \frac{\delta_p}{\alpha_p} - \frac{H^*(\alpha_p + \alpha_h)}{\alpha_p} - \frac{\delta_h}{\alpha_h} \right) \end{aligned}$$

Annex 2. The Nutrient Cycling Model and the Logistic Equation

$$\begin{cases} \frac{dP}{dt} = \alpha_p PN - \delta_p P - \alpha_h PH & (1) \\ \frac{dH}{dt} = \alpha_h PH - \delta_h H - \alpha_c HC & (2) \\ \frac{dC}{dt} = \alpha_c CH - \delta_c C & (3) \\ N = S - P - H - C & (4) \end{cases}$$

Insert equation (4) into equations (1), (2), (3) we will have the following equations

$$\begin{cases} \frac{dP}{dt} = P[\alpha_p(S - P - H - C) - \delta_p - \alpha_h H] \\ \frac{dH}{dt} = H[\alpha_h(S - N - H - C) - \delta_h - \alpha_c C] \\ \frac{dC}{dt} = C[\alpha_c(S - N - P - C) - \delta_c] \end{cases} \quad (5)$$

$$\begin{cases} \frac{dP}{dt} = [\alpha_p(S - H - C) - \delta_p - \alpha_h H]P \left(1 - \frac{P}{\frac{\alpha_p(S - H - C) - \delta_p - \alpha_h H}{\alpha_p}}\right) \\ \frac{dH}{dt} = [\alpha_h(S - N - C) - \delta_h - \alpha_c C]H \left(1 - \frac{H}{\frac{\alpha_h(S - N - C) - \delta_h - \alpha_c C}{\alpha_h}}\right) \\ \frac{dC}{dt} = [\alpha_c(S - N - P) - \delta_c]C \left(1 - \frac{C}{\frac{\alpha_c(S - N - P) - \delta_c}{\alpha_c}}\right) \end{cases} \quad (6)$$

Defining $r_p = \alpha_p(S - H - C) - \delta_p - \alpha_h H$, $K_p = \frac{r_p}{\alpha_p}$, $r_h = \alpha_h(S - N - C) - \delta_h - \alpha_c C$, $K_h = \frac{r_h}{\alpha_h}$, $r_c = \alpha_c(S - N - P) - \delta_c$, $K_c = \frac{r_c}{\alpha_c}$ then allows us to recognize (6) as the logistic equation

$$\begin{cases} \frac{dP}{dt} = r_p P \left(1 - \frac{P}{K_p}\right) \\ \frac{dH}{dt} = r_h H \left(1 - \frac{H}{K_h}\right) \\ \frac{dC}{dt} = r_c C \left(1 - \frac{C}{K_c}\right) \end{cases}$$

Department of Environmental and Business Economics
Institut for Miljø- og Erhvervsøkonomi (IME)

IME WORKING PAPERS

ISSN: 1399-3224

Issued working papers from IME

Udgivne arbejdsrapporter fra IME

No.

1/99	Frank Jensen Niels Vestergaard Hans Frost	<i>Asymmetrisk information og regulering af forurening</i>
2/99	Finn Olesen	<i>Monetær integration i EU</i>
3/99	Frank Jensen Niels Vestergaard	<i>Regulation of Renewable Resources in Federal Systems: The Case of Fishery in the EU</i>
4/99	Villy Søgaard	<i>The Development of Organic Farming in Europe</i>
5/99	Teit Lüthje Finn Olesen	<i>EU som handelsskabende faktor?</i>
6/99	Carsten Lynge Jensen	<i>A Critical Review of the Common Fisheries Policy</i>
7/00	Carsten Lynge Jensen	<i>Output Substitution in a Regulated Fishery</i>
8/00	Finn Olesen	<i>Jørgen Henrik Gelting – En betydende dansk keynesianer</i>
9/00	Frank Jensen Niels Vestergaard	<i>Moral Hazard Problems in Fisheries Regulation: The Case of Illegal Landings</i>
10/00	Finn Olesen	<i>Moral, etik og økonomi</i>

11/00	Birgit Nahrstedt	<i>Legal Aspect of Border Commuting in the Danish-German Border Region</i>
12/00	Finn Olesen	<i>Om Økonomi, matematik og videnskabelighed - et bud på provokation</i>
13/00	Finn Olesen Jørgen Drud Hansen	<i>European Integration: Some stylised facts</i>
14/01	Lone Grønbæk	<i>Fishery Economics and Game Theory</i>
15/01	Finn Olesen	<i>Jørgen Pedersen on fiscal policy - A note</i>
16/01	Frank Jensen	<i>A Critical Review of the Fisheries Policy: Total Allowable Catches and Rations for Cod in the North Sea</i>
17/01	Urs Steiner Brandt	<i>Are uniform solutions focal? The case of international environmental agreements</i>
18/01	Urs Steiner Brandt	<i>Group Uniform Solutions</i>
19/01	Frank Jensen	<i>Prices versus Quantities for Common Pool Resources</i>
20/01	Urs Steiner Brandt	<i>Uniform Reductions are not that Bad</i>
21/01	Finn Olesen Frank Jensen	<i>A note on Marx</i>
22/01	Urs Steiner Brandt Gert Tinggaard Svendsen	<i>Hot air in Kyoto, cold air in The Hague</i>
23/01	Finn Olesen	<i>Den marginalistiske revolution: En dansk spire der ikke slog rod?</i>
24/01	Tommy Poulsen	<i>Skattekonkurrence og EU's skattestruktur</i>
25/01	Knud Sinding	<i>Environmental Management Systems as Sources of Competitive Advantage</i>
26/01	Finn Olesen	<i>On Machinery. Tog Ricardo fejl?</i>
27/01	Finn Olesen	<i>Ernst Brandes: Samfundsspørgsmaal - en kritik af Malthus og Ricardo</i>
28/01	Henrik Herlau Helge Tetzschner	<i>Securing Knowledge Assets in the Early Phase of Innovation</i>

29/02	Finn Olesen	<i>Økonomisk teorihistorie Overflødig information eller brugbar ballast?</i>
30/02	Finn Olesen	<i>Om god økonomisk metode – beskrivelse af et lukket eller et åbent socialt system?</i>
31/02	Lone Grønbæk Kronbak	<i>The Dynamics of an Open Access: The case of the Baltic Sea Cod Fishery – A Strategic Approach -</i>
32/02	Niels Vestergaard Dale Squires Frank Jensen Jesper Levring Andersen	<i>Technical Efficiency of the Danish Trawl fleet: Are the Industrial Vessels Better Than Others?</i>
33/02	Birgit Nahrstedt Henning P. Jørgensen Ayoe Hoff	<i>Estimation of Production Functions on Fishery: A Danish Survey</i>
34/02	Hans Jørgen Skriver	<i>Organisationskulturens betydning for vidensdelingen mellem daginstitutionsledere i Varde Kommune</i>
35/02	Urs Steiner Brandt Gert Tinggaard Svendsen	<i>Rent-seeking and grandfathering: The case of GHG trade in the EU</i>
36/02	Philip Peck Knud Sinding	<i>Environmental and Social Disclosure and Data-Richness in the Mining Industry</i>
37/03	Urs Steiner Brandt Gert Tinggaard Svendsen	<i>Fighting windmills? EU industrial interests and global climate negotiations</i>
38/03	Finn Olesen	<i>Ivar Jantzen – ingeniøren, som beskæftigede sig med økonomi</i>
39/03	Finn Olesen	<i>Jens Warming: den miskendte økonom</i>
40/03	Urs Steiner Brandt	<i>Unilateral actions, the case of international environmental problems</i>
41/03	Finn Olesen	<i>Isi Grünbaum: den politiske økonom</i>
42/03	Urs Steiner Brandt Gert Tinggaard Svendsen	<i>Hot Air as an Implicit Side Payment Arrangement: Could a Hot Air Provision have Saved the Kyoto-Agreement?</i>

43/03	Frank Jensen Max Nielsen Eva Roth	<i>Application of the Inverse Almost Ideal Demand System to Welfare Analysis</i>
44/03	Finn Olesen	<i>Rudolf Christiani – en interessant rigsdagsmand?</i>
45/03	Finn Olesen	<i>Kjeld Philip – en økonom som også blev politiker</i>
46/03	Urs Steiner Brandt Gert Tinggaard Svendsen	<i>Bureaucratic Rent-Seeking in the European Union</i>
47/03	Bodil Stilling Blichfeldt	<i>Unmanageable Tourism Destination Brands?</i>
48/03	Eva Roth Susanne Jensen	<i>Impact of recreational fishery on the formal Danish economy</i>
49/03	Helge Tetzschner Henrik Herlau	<i>Innovation and social entrepreneurship in tourism - A potential for local business development?</i>
50/03	Lone Grønbæk Kronbak Marko Lindroos	<i>An Enforcement-Coalition Model: Fishermen and Authorities forming Coalitions</i>
51/03	Urs Steiner Brandt Gert Tinggaard Svendsen	<i>The Political Economy of Climate Change Policy in the EU: Auction and Grandfathering</i>
52/03	Tipparat Pongthanapanich	<i>Review of Mathematical Programming for Coastal Land Use Optimization</i>
53/04	Max Nielsen Frank Jensen Eva Roth	<i>A Cost-Benefit Analysis of a Public Labelling Scheme of Fish Quality</i>
54/04	Frank Jensen Niels Vestergaard	<i>Fisheries Management with Multiple Market Failures</i>
55/04	Lone Grønbæk Kronbak	<i>A Coalition Game of the Baltic Sea Cod Fishery</i>

56/04	Bodil Stilling Blichfeldt	<i>Approaches of Fast Moving Consumer Good Brand Manufacturers Product Development “Safe players” versus “Producers”: Implications for Retailers’ Management of Manufacturer Relations</i>
57/04	Svend Ole Madsen Ole Stegmann Mikkelsen	<i>Interactions between HQ and divisions in a MNC - Some consequences of IT implementation on organizing supply activities</i>
58/04	Urs Steiner Brandt Frank Jensen Lars Gårn Hansen Niels Vestergaard	<i>Ratcheting in Renewable Resources Contracting</i>
59/04	Pernille Eskerod Anna Lund Jepsen	<i>Voluntary Enrolment – A Viable Way of Staffing Projects?</i>
60/04	Finn Olesen	<i>Den prækeynesianske Malthus</i>
61/05	Ragnar Arnason Leif K. Sandal Stein Ivar Steinshamn Niels Vestergaard	<i>Actual versus Optimal Fisheries Policies: An Evaluation of the Cod Fishing Policies of Denmark, Iceland and Norway</i>
62/05	Bodil Stilling Blichfeldt Jesper Rank Andersen	<i>On Research in Action and Action in Research</i>
63/05	Urs Steiner Brandt	<i>Lobbyism and Climate Change in Fisheries: A Political Support Function Approach</i>
64/05	Tipparat Pongthanapanich	<i>An Optimal Corrective Tax for Thai Shrimp Farming</i>
65/05	Henning P. Jørgensen Kurt Hjort-Gregersen	<i>Socio-economic impact in a region in the southern part of Jutland by the establishment of a plant for processing of bio ethanol</i>
66/05	Tipparat Pongthanapanich	<i>Options and Tradeoffs in Krabi’s Coastal Land Use</i>

67/06	Tipparat Pongthanapanich	<i>Optimal Coastal Land Use and Management in Krabi, Thailand: Compromise Programming Approach</i>
68/06	Anna Lund Jepsen Svend Ole Madsen	<i>Developing competences designed to create customer value</i>
69/06	Finn Olesen	<i>Værdifri samfundsvidenskab? - nogle refleksioner om økonomi</i>
70/06	Tipparat Pongthanapanich	<i>Toward Environmental Responsibility of Thai Shrimp Farming through a Voluntary Management Scheme</i>
71/06	Finn Olesen	<i>Rational Economic Man og Bounded Rationality – Nogle betragtninger over rationalitetsbegrebet i økonomisk teori</i>
72/06	Urs Steiner Brandt	<i>The Effect of Climate Change on the Probability of Conservation: Fisheries Regulation as a Policy Contest</i>
73/06	Urs Steiner Brandt Lone Grønbæk Kronbak	<i>Robustness of Sharing Rules under Climate Change. The Case of International Fisheries Agreements</i>
74/06	Finn Olesen	<i>Lange and his 1938-contribution – An early Keynesian</i>
75/07	Finn Olesen	<i>Kritisk realisme og post keynesianisme.</i>
76/07	Finn Olesen	<i>Aggregate Supply and Demand Analysis – A note on a 1963 Post Keynesian Macroeconomic textbook</i>
77/07	Finn Olesen	<i>Betydningen af Keynes' metodologi for aktuel makroøkonomisk forskning – En Ph.D. forelæsning</i>
78/08	Urs Steiner Brandt	<i>Håndtering af usikkerhed og betydningen af innovationer i klimaproblematikken: Med udgangspunkt i Stern rapporten</i>
79/08	Lone Grønbæk Kronbak Marko Lindroos	<i>On Species Preservation and Non-Cooperative Exploiters</i>

80/08	Urs Steiner Brandt	<i>What can facilitate cooperation: Fairness, inequity aversion, punishment, norms or trust?</i>
81/08	Finn Olesen	<i>Heterodoks skepsis – om matematisk formalisme i økonomi</i>
82/09	Oliver Budzinski Isabel Ruhmer	<i>Merger Simulation in Competition Policy: A Survey</i>
83/09	Oliver Budzinski	<i>An International Multilevel Competition Policy System</i>
84/09	Oliver Budzinski Jürgen-Peter Kretschmer	<i>Implications of Unprofitable Horizontal Mergers: A Positive External Effect Does Not Suffice To Clear A Merger!</i>
85/09	Oliver Budzinski Janina Satzer	<i>Sports Business and the Theory of Multisided Markets</i>
86/09	Lars Ravn-Jonsen	<i>Ecosystem Management – A Management View</i>
87/09	Lars Ravn-Jonsen	<i>A Size-Based Ecosystem Model</i>
88/09	Lars Ravn-Jonsen	<i>Intertemporal Choice of Marine Ecosystem Exploitation</i>
89/09	Lars Ravn-Jonsen	<i>The Stock Concept Applicability for the Economic Evaluation of Marine Ecosystem Exploitation</i>
90/09	Oliver Budzinski Jürgen-Peter Kretschmer	<i>Horizontal Mergers, Involuntary Unemployment, and Welfare</i>
91/09	Finn Olesen	<i>A Treatise on Money – et teoriehistorisk case studie</i>
92/09	Jurijs Grizans	<i>Urban Issues and Solutions in the Context of Sustainable Development. A review of the literature</i>
93/09	Oliver Budzinski	<i>Modern Industrial Economics and Competition Policy: Open Problems and Possible limits</i>

94/09	Thanh Viet Nguyen	<i>Ecosystem-Based Fishery Management: A Critical Review of Concepts and Ecological Economic Models</i>
-------	-------------------	---
