

Sabatini, Fabio; Sarracino, Francesco

Preprint

Will Facebook save or destroy social capital? An empirical investigation into the effect of online interactions on trust and networks

Suggested Citation: Sabatini, Fabio; Sarracino, Francesco (2013) : Will Facebook save or destroy social capital? An empirical investigation into the effect of online interactions on trust and networks, ZBW - Deutsche Zentralbibliothek für Wirtschaftswissenschaften, Leibniz-Informationszentrum Wirtschaft, Kiel und Hamburg

This Version is available at:

<https://hdl.handle.net/10419/88145>

Standard-Nutzungsbedingungen:

Die Dokumente auf EconStor dürfen zu eigenen wissenschaftlichen Zwecken und zum Privatgebrauch gespeichert und kopiert werden.

Sie dürfen die Dokumente nicht für öffentliche oder kommerzielle Zwecke vervielfältigen, öffentlich ausstellen, öffentlich zugänglich machen, vertreiben oder anderweitig nutzen.

Sofern die Verfasser die Dokumente unter Open-Content-Lizenzen (insbesondere CC-Lizenzen) zur Verfügung gestellt haben sollten, gelten abweichend von diesen Nutzungsbedingungen die in der dort genannten Lizenz gewährten Nutzungsrechte.

Terms of use:

Documents in EconStor may be saved and copied for your personal and scholarly purposes.

You are not to copy documents for public or commercial purposes, to exhibit the documents publicly, to make them publicly available on the internet, or to distribute or otherwise use the documents in public.

If the documents have been made available under an Open Content Licence (especially Creative Commons Licences), you may exercise further usage rights as specified in the indicated licence.

Will Facebook save or destroy social capital? An empirical investigation into the effect of online interactions on trust and networks ¹

Fabio Sabatini ² *

Francesco Sarracino ³

Abstract

Studies in the social capital literature have documented two stylised facts: first, a decline in measures of social participation has occurred in many OECD countries. Second, and more recently, the success of social networking sites (SNSs) has resulted in a steep rise in online social participation. Our study adds to this body of research by conducting the first empirical assessment of how online networking affects two economically relevant aspects of social capital, i.e. trust and sociability. We find that participation in SNSs such as Facebook and Twitter has a positive effect on face to face interactions. However, social trust decreases with online interactions. Several interpretations of these findings are discussed.

Keywords: social participation; online networks; Facebook; Internet-mediated communication; social capital; broadband; digital divide.

JEL Codes: C36, D85, O33, Z13

¹ We gratefully acknowledge the support of the Laboratory for Comparative Social Research at the National Research University Higher School of Economics. We are indebted to Ronald F. Inglehart, Eduard Ponarin, Luca Stanca, Christopher Swader, and Christian Welzel for useful comments and suggestions. We are grateful to Angelo Antoci, Alessandra Gualtieri, Malgorzata Micucka, and Mauro Sodini for precious conversations on our research topics. The paper also benefited from comments by Anna Amalkaeva, Luciano Canova, Barbara Collevicchio, Lucia Ferrone, Anna Nemirovskaya, Serban Tanasa, Balazs Telegdy and Bogdan Voicu, by participants at the 3rd LCSR International Workshop (Saint Petersburg, April 26-30, 2013), and at the Conference “Cultural and Economic changes under cross-national perspective” (Moscow, November 12-16, 2013). The paper has been accepted for presentation at the XVIII ISA World Congress of Sociology (session on Sociology of Communication, Knowledge and Culture) to be held in Yokohama, Japan, on July 13-19, 2014. Usual caveats apply.

² Department of Economics and Law, Sapienza University of Rome, Italy, and Laboratory for Comparative Social Research (LCSR), National Research University Higher School of Economics, Moscow and Saint Petersburg, Russia.

* Corresponding author. Postal address: Sapienza Università di Roma, Facoltà di Economia, via del Castro Laurenziano 9, 00161, Roma, Italy. E-mail: fabio.sabatini@uniroma1.it.

³ Institut national de la statistique et des études économiques du Grand-Duché du Luxembourg (STATEC), Laboratory for Comparative Social Research (LCSR), National Research University Higher School of Economics, Moscow and Saint Petersburg, Russia (grant # 11.G34.31.0024 from November 28, 2010) and GESIS Leibniz-Institute for the Social Sciences. Email: f.sarracino@gmail.com.

1. Introduction

In the years that preceded the social networking revolution, indicators of social participation have declined in many OECD countries (Bartolini et al., 2013; Costa & Kahn, 2003; Putnam, 2002; Sarracino, 2010). However, more recently, the success of social networking sites (SNSs) has resulted in a steep rise in online social participation (Antoci et al. 2013a; 2013b; Brenner and Smith, 2013).

According to the Pew Research Center (PRC) Internet & American Life Project Survey, as of May 2013, 72% of online adults were active on SNSs (67% use Facebook, 16% use Twitter, 15% use Pinterest and 13% use Instagram). Approximately 80% of online young adults (aged 18–29) and 77% of middle-aged adults (30–49) use SNSs (Duggan and Brenner, 2013; Brenner and Smith, 2013). Despite the immensity of these transformations, the impact of online interactions on social capital has so far never been analysed in the economic literature, mostly due to the lack of suitable data. It is not clear whether, in the “social networking era”, Internet usage may accelerate the decline in social participation documented by empirical studies, or if it offers a way to support social relationships against the threats posed by the disruption of ties and the weakening of community life.

A few pioneering economic studies support the intuition that Internet use may not discourage sociability and participation. Pénard and Poussing (2010) find ambiguous results on the relationship between online investments in social capital and the development of face to face interactions among Luxemburgish Internet users. However, in a following study, the authors find that non users are less satisfied with their life than Internet users (Pénard et al., 2011). Bauernschuster et al. (2011) show that having broadband Internet at home does not harm social capital in Germany. By contrast, it favours cultural consumption. These works, however, are not able to assess the role of online networking, which has rapidly become the most important feature of Internet use from a social capital point of view.

Empirical studies in the fields of applied psychology and communication science have more specifically analyzed how online networking – with a special attention to specific networks such as Facebook and MySpace – influences social interactions across Internet users. This promising literature, however, severely suffers from the use of strongly biased and non-representative samples, in most cases composed of small communities of undergraduate students.

We add to this multidisciplinary debate by carrying out the first econometric study on the effect of online interactions through social networking sites (SNSs), chats, newsgroups, and forums, on two economically relevant dimensions of social capital – i.e. generalized trust towards unknown others (hereafter “social trust”) and social networks developed through face to face interactions among

friends and acquaintances – in a large and representative sample of the Italian population ($n = 117,878$). Our main research objective is to investigate whether online networking can support or, by contrast, destroy, these two dimensions of social capital.

To reach this goal, we use a pooled cross-section of data including the last three waves (2010, 2011 and 2012) of the Multipurpose Survey on Households (MHS) provided by the Italian National Institute of Statistics (Istat). This survey contains detailed information on Internet use – with special regard to participation in online networks – and the different dimensions of social capital.

Due to the cross-sectional nature of our data, we cannot exclude the possibility that online participation may be endogenous to individual social capital. More specifically, there may be three sources of endogeneity: first, it is difficult to distinguish the effect of online networking from that of other phenomena that potentially influence social capital. Second, individual effects, such as personal exogenous shocks, may be correlated with both the propensity for online networking and individual social capital, thus creating a common bias. Third, it is reasonable to suspect the existence of reverse causality: people who meet their friends more frequently, for example, may be encouraged to use online networking to stay in closer touch with them. To deal with these problems, we first include in the social capital equations a wide set of individual and household control variables. In addition to usual socio-demographic controls, we place a special focus on the ways in which people connect to the Internet. Then, we instrument participation in SNSs and in chats, newsgroups, and forums, by means of indicators of the availability of technological infrastructures for connecting to the Internet a few years before the collection of MHS data. These local infrastructures in part depend on orographic differences which significantly influenced broadband diffusion across Italian regions. In section 4 we illustrate how this aspect of the digital divide generated a variation in access to fast Internet across Italian regions that is exogenous to people's social capital and not driven by their propensity for online networking.

Ordered probit and IV estimates show that participation in SNSs and in chats, newsgroups, and forums is significantly and positively associated with the frequency of meetings with friends and acquaintances. However, we find a significant and negative association between online participation and social trust.

The paper proceeds reviewing the literature on social capital and Internet-mediated interaction. Section 4 describes our data and method. The empirical results are presented and discussed in Sections 5 and 6. The conclusion summarizes some lessons on the effects of social networking.

2. The decline in social capital

Social capital is generally referred to as all “features of social life – networks, norms, and trust – that enable participants to act together more effectively to pursue shared objectives” (Putnam, 1995:

67). At the level of individuals, Bourdieu (1980), stressed the role of social relations. He argued that actors may use relationships as means to increase their ability to advance personal interests. In this context, social capital is “the sum of the resources, actual or virtual, that accrue to an individual or group by virtue of possessing a durable network of more or less institutionalized relationships of mutual acquaintance and recognition” (Bourdieu and Wacquant, 1992: 119, expanded from Bourdieu, 1980: 2). Bourdieu’s and Putnam’s perspectives describe social capital as a multidimensional concept composed of tangible and intangible features that display their influence both at the micro and the macro level. Uphoff (1999) proposed a classification based on the distinction between structural and cognitive dimensions: in the author’s view, structural social capital concerns individuals’ behaviours and mainly consists of social participation through various kinds of interpersonal interaction, from informal meetings with friends to active membership in formal organizations. Cognitive social capital derives from individuals’ perceptions resulting in trust, values and beliefs that may (or may not) promote pro-social behaviour. In this paper we basically follow Uphoff’s classification to investigate the effect of online networking on a structural and a cognitive dimension of social capital, as measured by indicators of the frequency of meetings with friends and of social trust⁴.

There are several reasons to consider these dimensions of social capital as worth of investigation in economics. Trust and repeated interactions in networks have been credited with reducing transaction costs, promoting the enforcement of contracts, facilitating credit at the level of individual investors, and to encouraging innovation and investment in human and physical capital (see among others Putnam et al., 1993; Fukuyama 1995; Knack and Keefer 1997; Christoforou 2010; Zak and Knack 2011).

Knack (2002) argues that, “Where social mechanisms for the efficient resolution of prisoners’ dilemma and principal-agent games are weak or absent (i.e. where most potential pairs of economic transactors cannot trust each other) the private returns to predation increase while the private returns to production fall” (p. 171). Even if these views have been acknowledged in the economic debate only recently, it is worth noting that the concept of the social “embeddedness” of the economic action is deeply rooted in the history of economic thought, and can also be found in the early work

⁴ Both the structural and cognitive dimensions include several sub-dimensions whose relationships with outcome variables in turn vary according to the context and the effect of other individual and local potentially influential factors (Sabatini, 2008; Degli Antoni and Sacconi, 2009; 2011; Yamamura, 2011a). Drawing on Granovetter’s (1992) discussion on structural and relational embeddedness, other authors prefer to classify the multiple facets of social capital into three clusters comprising the structural, the relational, and the cognitive dimensions of the concept (see for example Nahapiet and Goshal, 1998). In this three-dimensional classification, structural embeddedness refers to the characteristics of the social system as a whole, and the expression “structural networks” is used to describe impersonal relations among people or groups. By contrast, relational embeddedness refers to personal relations that individuals have developed through a history of interactions (Granovetter, 1992). Cognitive social capital, on the other hand, refers to “those resources providing shared representations, interpretations, and systems of meaning among parties” (Nahapiet and Goshal, 1998: 244).

of the classical economists. Typical code-words of the social capital literature (e.g. trust, altruism, sympathy, and prosocial behaviour) can be found in the work of Adam Smith. In the *Theory of Moral Sentiments*, Smith (1759) argued that there were certain virtues, such as trust and a concern for fairness that, due to their role in the discouragement of cheating, were vital for the functioning of a market economy. Smith described trust as a critical foundation of the early beginnings of the market, allowing the development of trade and economic activities. This point may be reasonably extended by arguing that not only the well-functioning of markets but also, to a larger extent, the resilience of the economic system, rely on those institutions (whether formal or informal) that foster the sharing and diffusion of feelings of trust and promote or preserve prosocial behaviour (Andriani and Sabatini, 2013; Sabatini et al., 2013).

Individuals' involvement in networks of relations, on the other hand, has been found to be significantly and positively correlated with happiness (Bruni and Stanca, 2008; Bartolini and Bilancini, 2011; Bartolini et al., 2013), self-esteem (Ellison et al., 2007; Steinfield et al., 2008), physical and mental health (Rocco et al., 2011; Yamamura, 2011b), income (Robison et al., 2011), and entrepreneurship (Bauernschuster et al., 2010). Social isolation has been found to be a strong predictor of bad health conditions and poor levels of well-being (Kawachi et al., 2008; Yamamura, 2011b).

How are these dimensions of social capital performing in recent years? In his best-seller *Bowling Alone*, Robert Putnam (2000) draws on various sources to document that a decline in social participation measures – such as membership in formal organizations, the intensity of members' participation, informal social connectedness, and interpersonal trust – began in the United States in the 1960s and 1970s with a sharp acceleration in the 1980s and 1990s.

The “decline of community life thesis” (Paxton, 1999, p. 88) advanced by Putnam prompted a number of subsequent empirical tests. Based on General Social Surveys (GSS) data for the period 1975–94, Paxton (1999) finds some decline in the general measure of social capital (given by a combination of trust and membership in associations), a decline in interpersonal trust, and no decline in associations. Costa and Kahn (2003) use a number of different sources to assess the development of social capital in the United States since 1952 by evaluating trends in participation and community life. The authors find a decline in indicators of volunteering, membership in organizations and entertainment with friends and relatives. Bartolini et al. (2013) use GSS data to investigate the evolution of social connections – measured through membership in Putnam and Olson groups⁵ and indicators of perceived trustworthiness, helpfulness and fairness, and confidence

⁵ Following Knack and Keefer (1997), the literature generally distinguishes two types of formal organisations, labelled “Olsonian” and “Putnam-esque” associations. Olson groups are those associations with redistributive goals that lobby

in institutions in the United States between 1975 and 2002, finding that they generally show a declining trend. Bartolini and Bonatti (2008) explain how this negative trend may be reconciled with the satisfactory growth performance of the U.S. through a theoretical framework modelling the hypotheses that the expansion of market activities weakens social capital formation, and that firms utilize more market services in response to the declining social capital.

Apart from the United States, there seems to be a common pattern of declining trust, political participation and organizational activity across industrialised democracies during the 1980s and 1990s, with the exception of China, Japan, Korea and the Scandinavian countries (Lee, 2008; Leigh, 2003; Listhaug and Grønflaten, 2007). Declining trends of one or more dimensions of social capital have been documented for England and Wales over the period 1972–1999 (Li et al., 2003), Great Britain over 1980–2000 (Sarracino, 2010) and Australia over 1960–1990 (Cox, 2002)⁶.

3. The role of Internet-mediated interaction⁷

Putnam (2000) discusses three main explanations for the decline in American social capital: 1) the reduction in the time available for social interaction – related to the need to work more, to the rise in labour flexibility and to the expansion in commuting time due to the urban sprawl; 2) the rise in mobility of workers and students; and 3) technology and mass media.

In the last decade, Putnam's arguments have found support in a number of studies investigating the effect exerted on various dimensions of social connectedness by the rise in working time (Bartolini and Bilancini, 2011), labour mobility (Routledge and von Ambsberg, 2002), urban sprawl and commuting (Besser et al., 2008; Wellman, 2001)⁸, and by the social poverty of the surrounding

for the protection of their members' interests, possibly against the interests of other groups (Olson 1965, 1982). Examples of this type of organisation are professional and entrepreneurial associations, trade unions and associations for the protection of consumers' rights. Putnam groups are those associations least likely to act as "distributional coalitions but which involve social interactions that can build trust and cooperative habits" (Knack & Keefer, 1997, p. 1273). Examples of this type of organization are cultural circles, sport clubs, youth associations (e.g. scouts) and religious organisations.

⁶ Despite the many studies documenting the decline in social participation, the overall evidence still seems to be non-conclusive. A number of empirical studies have found conflicting results on the trends of different indicators of social capital, and the *Bowling Alone* thesis has been variously characterised as plainly wrong, pessimistic or traditional (Stolle and Hooghe, 2005). Worms (2000) and Van Ingen and Dekker (2011) argue that the decline in associational participation may be related to a process of "informalisation" of social activities. In his cross-country analysis of social capital trends, Sarracino (2010) finds that in most Western European countries, several measures of connectedness experienced a growth over the period 1980–2000.

⁷ Papers mentioned in this section can be downloaded from the Social Capital Gateway at the url: www.socialcapitalgateway.org/internet.

⁸ There is different evidence on the social effects of commuting outside of the United States. In countries where cities are, on average, significantly smaller than in the U.S., Putnam's thesis seems not to be supported. A Swiss study by Viry et al. (2009) concludes that while commuting decreases the availability of emotionally bonding social capital in the form of supportive strong ties, it could provide increased opportunities for developing bridging social capital and weak ties. Wollebaeck and Stromsnes (2010) do not find evidence of a negative effect of commuting on civic engagement or connectedness in Norwegian cities.

environment, which can prompt individuals to pursue social isolation (Bartolini and Bonatti, 2003; Antoci, Sacco and Vanin, 2007; Antoci, Sabatini and Sodini, 2012; 2013a; 2013b).

Putnam's argument about the role of technology and media in the evolution of social interaction, on the other hand, is widely debated in the literature. The author's explanation of the possibly negative role of technology was centred on the socially detrimental effects of television and other forms of "private" entertainment, such as video games. This concern was shared by the early sociological literature on Internet use, which basically developed two main arguments. First, the more time people spend using the Internet during leisure time, the more time has to be detracted from social activities like communicating with friends, neighbours and family members (Nie et al., 2002; Gershuny, 2003; Wellman et al., 2001). This argument was proposed by studies which date back to shortly before the explosion of online networking, and could not differentiate between pure entertainment and social activities. At that time, using the Internet was predominantly a solitary pastime like watching TV or reading newspapers.

A second argument relies on the concept of "community without propinquity" (Webber, 1963) and on the earlier theories of the Chicago School of Sociology. In a famous paper, Wirth (1938) claimed that any increase in the heterogeneity of the urban environment would have provoked the cooling of "intimate personal acquaintanceship" and would result in the "segmentation of human relations" into those that were "largely anonymous, superficial, and transitory" (Wirth, 1938, p. 1). This argument can be easily applied to the Internet, which seems to have the potential to fragment local communities into new virtual realities of shared interest that may negate the necessity of face-to-face encounters (Antoci et al., 2012). The "anonymization hypothesis", however, has been challenged by results from studies specifically targeted at verifying the effects of online networking on communities living in a precise and limited geographic location, such as a city area or suburb. In one of the rare studies on online networking that were conducted in the 90s, Hampton and Wellman (2003) drew on survey and ethnographic data from a wired suburb of Toronto, to find that high-speed, always-on access to the Internet, coupled with a local online discussion group, transformed and enhanced relationships among neighbours. In the authors' sample, Internet use supported the increase in contacts with weaker ties, without causing any deterioration in strong ties. In the authors' words, "not only did the internet support neighbouring, it also facilitated discussion and mobilization around local issues" (Hampton and Wellman 2003, p. 277).

Sceptical findings about the relational effects of Internet use have not found support in more recent empirical studies conducted in applied psychology and communication science after the "explosion" of online networks. All the studies mentioned above exclusively refer to face-to-face interactions and completely disregard online participation. However in the past few years, Internet-

mediated interaction has literally revolutionised individuals' social lives. In contrast to the early age of the Internet, today, the use of the Internet is strongly related to being connected to SNSs, which in turn entails engagement in social activities.

According to a survey conducted by Princeton Survey Research Associates International in November 2010, among a sample of 2,255 adults, SNSs are used increasingly to keep up with close social ties; the average user of an SNS has more close ties and is half as likely to be socially isolated as the average American; and Facebook users are more trusting than others, have more close relationships and are much more politically engaged than the average American. Internet users get more support from their social ties than those who do not use the Internet, Facebook users get the most support and Facebook seems to play a crucial role in reviving "dormant" relationships (Brenner, 2013; Hampton et al., 2011). More than half of Internet users create and share original content online. According to a nationally representative survey of 1,000 adults conducted in October 2013, 54% of adult users post original photos or videos online that they themselves have created (Duggan, 2013). Sharing photos is a fundamental way to keep relatives, friends, and acquaintances posted on personal experiences, which proves particularly effective for people experiencing forms of mobility such as, for example, workers and students living away from home. Overall, 39% of all American adults took part in some sort of political activity on an SNS during the 2012 campaign. In 2012, 17% of all adults posted links to political stories or articles on SNSs, and 19% posted other types of political content. In 2012, 12% of all adults followed or friended a political candidate or other political figure on an SNS, and 12% belonged to an SNS group involved in advancing a political or social issue (Smith, 2013). In December 2010, U.S. Internet users were found to be more likely than others to be active in some kind of voluntary group or organization: 80% of American Internet users participated in groups, compared to 56% of non-Internet users. Moreover, social media users are even more likely to be active: 82% of social network users and 85% of Twitter users are group participants (Rainie et al., 2011).

These figures mark a dramatic increase from February 2005, when PRC began to monitor Internet usage in the U.S. (Madden and Zickuhr, 2011), and suggest to reconsider the fear of social isolation that the common wisdom generally associates with intense Internet usage.

Findings from recent empirical studies support the hypothesis that online interactions may play a positive role in the preservation and development of social ties against the threats posed by the weakening of community life and the erosion of the stock of social capital. SNSs have been claimed to support the strengthening of bonding and bridging social capital (Lee, 2013; Steinfield et al., 2008), children's social activities (Bauernschuster et al., 2011) and the social integration and well-being of the elderly (Näsi et al., 2012; Russel et al., 2008), to allow the consolidation of weak or

latent ties (Ellison et al., 2007; Haythornthwaite 2005), to help users coping with social anxiety and negative moods associated with loneliness (Clayton et al., 2013; Grieve et al., 2013; Morahan-Martin and Schumaker, 2003), to support teenagers' self-esteem, encouraging them to relate to their peers (Ellison et al., 2011; Trepte and Reinecke, 2013), to promote civic engagement and political participation (Gil de Zuniga, 2012; Kittilson & Dalton, 2011; Gil de Zuniga 2012; Zhang et al., 2010), to stimulate social learning and improve cognitive skills (Alloway et al., 2013; Burke et al., 2011), to enhance social trust (Valenzuela et al., 2009) and to help the promotion of collective actions (Chu and Tang, 2005)⁹.

Drawing on survey data from a random sample of 800 undergraduate students, Ellison et al. (2007) find that certain types of Facebook use can help individuals accumulate and maintain bridging social capital. Their results support the hypothesis that the social network helps students to overcome the barriers to participation so that individuals who might otherwise shy away from initiating communication with others are encouraged to do so through the Facebook infrastructure. In the authors' words, highly engaged users are using Facebook to "crystallize" relationships that might otherwise remain ephemeral.

Steinfeld et al. (2008) analysed panel data from two surveys on Facebook users conducted a year apart at a large U.S. university. Intensity of Facebook use in year one strongly predicted bridging social capital outcomes in year two, even after controlling for measures of self-esteem and satisfaction with life. The authors suggest that interactions through Facebook "help reduce barriers that students with lower self-esteem might experience in forming the kinds of large, heterogeneous networks that are sources of bridging social capital" (Steinfeld et al., 2008, pp. 434). However, the literature on Facebook suggests that the social network – and, more generally, Internet-mediated communication – serves more to preserve relations among offline contacts than to activate latent ties or create connections with strangers (Ellison et al., 2007). As for the field of economics, in a recent paper based on data drawn from the 2008 section of the German Socio-Economic Panel and confidential data provided by *Deutsche Telekom*, Bauernschuster et al. (2011) find that having broadband Internet access at home has positive effects on an individual's frequency of visiting theatres, the opera and exhibitions, and on the frequency of visiting friends. The authors address

⁹ It is worth noting that part of the literature does not agree with the above reported claims about the beneficial effects of Internet-mediated interaction on social capital. Some studies warn that, beyond a certain threshold, the development of human relationships by the exclusive means of online interactions may prevent users from enjoying those emotional benefits normally associated with face-to-face interactions (see, for example, Lee et al., 2011). Kross et al. (2013) use a sample of 82 people recruited through flyers posted around Ann Arbor, Michigan to analyze the effect of Facebook use on subjective well-being. Five times per day, participants were text-messaged the url of an online survey. The authors find that Facebook use predicts a negative shift in life-satisfaction in their sample. A survey of the literature accurately describing the different positions on the role of Internet-mediated interaction in the accumulation of social capital is included in Antoci et al. (2013a).

endogeneity issues by instrumenting broadband access through the availability of appropriate infrastructures which was in turn related to an unforeseeable “technological accident” which exogenously jeopardized individuals’ access to broadband. Exploring a sub-sample of children aged 7 to 16 living in the sampled households, the authors further find evidence that having broadband Internet access at home increases the number of children’s out-of-school social activities, such as playing sports, taking ballet, music or painting lessons, or joining a youth club.

Even if Bauernschuster and colleagues tackle endogeneity issues in a convincing way, the dataset does not allow them to account for the effect of online networking, which is the main focus of our study. On the other hand, studies from social psychology and communication science specifically addressed the role of networks such as Facebook and MySpace, but they mostly drew on strongly biased samples, in most cases only composed of small and limited communities of undergraduate students.

Our study, by contrast, represents the first attempt to assess the role of online networking – in the form of participation to social networks such as Facebook and Twitter, and to forums, chats, and newsgroups – in a structural and a cognitive dimension of social capital in a large and representative sample of the Italian population.

4. Data and methods

We use a pooled cross-section of data drawn from the last three waves (2010, 2011 and 2012) of the Multipurpose Survey on Households (MHS) provided by the Italian National Institute of Statistics (Istat). This survey investigates a wide range of social behaviours and perceptions by means of face to face interviews on a nationally and regionally representative sample of approximately 24,000 households, roughly corresponding to 50,000 individuals. The original sample we employed in the empirical analysis was composed of 117,878 individuals.

As anticipated in the Introduction, we measure social capital through indicators of its structural and cognitive dimension. The structural dimension is given by social interactions (*social_interactions_i*), as measured by the frequency of meetings with friends. Respondents were asked to report how many times they meet their friends on a scale from 1 (in case they have no friends) to 7 (if respondents meet their friends everyday)¹⁰. Cognitive social capital is given by social trust (*trust_i*), as measured by binary responses to the question: “Do you think that most people can be trusted, or that you can’t be too careful in dealing with people?” developed by Rosenberg (1956).

¹⁰ Other possible responses were 2 = never, 3 = a few times per year, 4 = less than four times per month, 5 = once per week, 6 = more than once per week.

In addition, we also employ as dependent variable a further indicator of social trust drawn from the so-called “wallet question”: “In the city or area where you live, imagine you lost your wallet holding money and your identification or address and it was found by someone else. How likely do you think your wallet would be returned to you if it were found by a neighbour/the police/a stranger?”. Possible responses were: “Very likely”, “Fairly likely”, “Not much likely”, and “Not likely at all”. The introduction of wallet questions into surveys was spurred by experiments reported in Reader’s Digest Europe in April 1996 (and subsequently discussed in the Economist, June 22, 1996). These experiments involved dropping 10 cash-bearing wallets in each of 20 cities in 14 western European countries, and in each of a dozen US cities (Helliwell and Wang, 2011). The data on the frequency of wallet returns were later used by Knack (2001) to provide some behavioural validation for the use of answers to the “Rosenberg question” on generalized trust. Knack (2001) found that at the national level the actual frequency of return of the dropped wallets was correlated at the 0.65 ($p < 0.01$) level with national average responses to the general social trust question, as measured in the World Values Survey. While this provides strong validation for the meaningfulness of international differences in survey responses to social trust questions, it also suggests a way of adding more specific trust questions to surveys. Here we followed Knack (2001) and measured social trust with responses given to the wallet question with regard to the hypothesis the wallet was found by a complete stranger. We reversed the scale, so that larger values indicate greater trust in unknown others.

Online networking is given by two dichotomous variables capturing respondent i ’s participation in social networking sites such as Facebook, Twitter, and MySpace (fb_i) and in chats, forums, and newsgroups ($chats_i$).

The relationship between the two categorical indicators of social capital (the frequency of meetings with friends and responses to the wallet question) and online networking was investigated through an ordered probit model with robust standard errors reporting marginal effects. If the dependent variable is ordered in K categories, then the model for social interactions is:

$$y_i = \begin{cases} 1 & \text{if } y_i \leq 0 \\ 2 & \text{if } 0 < y_i \leq c_1 \\ 3 & \text{if } c_1 < y_i \leq c_2 \\ \cdot & \\ \cdot & \\ \cdot & \\ K & \text{if } c_{K-1} < y_i \end{cases} \quad (1)$$

where $0 < c_1 < c_2 < \dots < c_{K-1}$; $y_i = \alpha + \beta_1 \cdot fb_i + \beta_2 \cdot chat_i + \theta \cdot X_i + \varepsilon_i$, $\varepsilon_i \sim N(0,1)$. c_{K-1} are unknown parameters to be estimated, and θ is a vector of parameters for the vector of control variables X_i .

To explore the relationship between the dichotomous measure of social trust and online networking we employed a probit model with robust standard errors reporting marginal effects.

For individual i , the trust equation is:

$$social_trust_i = \begin{cases} 1 & \text{if } y_i > 0 \\ 0 & \text{if } y_i < 0 \end{cases} \quad (2)$$

where $y_i = \alpha + \beta_1 \cdot fb_i + \beta_2 \cdot chat_i + \theta \cdot X_i + \varepsilon_i$, $\varepsilon_i \sim N(0,1)$

The list of control variables includes:

- the kind of technology that respondents used to connect to the Internet. Possible categories were cable broadband (optical fibre, intranet, PLC, etc.), satellite or other wireless connections (e.g. wi-fi and wi-max), wireless connection through a tablet and or a mobile phone employing a 3G mobile telecommunication technology, wireless connection employing a 3G modem (e.g. a USB key), or connection with a WAP or a GPRS mobile phone.
- Age (both in linear and squared form), gender, marital status, the number of children, education, work status¹¹, and the time spent in commuting (in minutes).

We accounted for commuting for two main reasons. First, the time spent on commuting may be distracted from social interactions. Second, it may be considered as a proxy for spatial fragmentation which allows us to test one of Putnam's claims on the detrimental effects of the spread of modern cities. In the author's words: "It is not simply time spent in the car itself, but also spatial fragmentation between home and workplace, that is bad for community life" (Putnam 2000, pp. 213-214).

A summary of descriptive statistics is presented in Table 1.

¹¹ Possible work status were employed, unemployed looking for a job, first job seeker, household, student, disabled worker, retired worker, other.

Table 1. Descriptive statistics

Variables	Obs	Mean	St. dev.	Min	Max
Frequency of meetings with friends	78988	5.104	1.466	1	7
Social trust (Rosenberg question)	115447	0.217	0.412	0	1
Social trust (wallet question)	114961	1.633	0.732	1	4
Use of SNSs	35282	0.453	0.498	0	1
Use of chats, forums, newsgroups	34316	0.656	0.475	0	1
Woman	117878	0.520	0.500	0	1
Age	117878	50.30	18.24	18	90
Age squared	117878	28.63	19.14	3.240	81
Minutes spent on commuting	53516	18.31	12.29	0	73.61
Civil status	117878	1.979	0.851	1	4
Educational qualification	117878	2.553	0.768	1	5
Work status	117878	2.862	2.063	1	7
Number of children	117878	1.005	1.007	0	8
Region	117878	103.5	59.73	10	200
Year	117878	2011	0.815	2010	2012

4.1 Endogeneity issues

The coefficients from equations (1) and (2) inform about the sign and magnitude of partial correlations among variables. However, we cannot discard the hypothesis that online networking is endogenous to social interactions and social trust. Individual effects, such as personal characteristics or exogenous shocks, may be correlated with both online networking and the two dimensions of social capital we account for. Outgoing and open-minded persons who have a higher propensity for trusting strangers may also be more attracted by new forms of socializations such as Facebook or chats. Individuals responding yes to the question “if most people can be trusted” may have a higher propensity for developing new social ties and may be more attracted by the new forms of socialization permitted by Facebook and chats. Or, for example, they may be more willing to seek strangers’ help in forums and newsgroups when dealing with troubles with their computers or other electronic devices. By contrast, individuals who trust strangers less may find chats and newsgroups unattractive. As illustrated in sections 1 and 4, we tried to reduce the possible influence of omitted variables through the introduction of a large set of covariates in our models.

However, and most importantly, reverse causality might also arise. For example, people who meet their friends frequently may be encouraged to join online networks to strengthen existing social ties. Reverse causality may also work in the opposite direction to the extent to which people who have no (or just a few) friends may look for interactions on Facebook to alleviate their social isolation.

To deal with these problems, we turn to instrumental variables estimates using a two stage least squares (2SLS) model (Wooldridge, 2002) where, in the first stage, we instrument our two measures of online networking.

A reliable instrumental variable must meet at least two criteria. First, it must be theoretically justified and statistically correlated with online networking (“relevance” condition), after controlling for all other exogenous regressors. Second, it must be uncorrelated with the disturbance term of the two social capital equations (“orthogonality” condition).

We identified two econometrically convenient instruments in: 1) the percentage of the population for whom a DSL connection was available in respondents’ region of residence according to data provided by the Italian Ministry of Economic Development. DSL (digital subscriber line, originally digital subscriber loop) is a family of technologies that provide Internet access by transmitting digital data over the wires of a local telephone network. Basically, it is a way to improve the speed of data transmission through old telephonic infrastructures. 2) A measure of the digital divide given by the percentage of the region’s area that was not covered by optical fibre, elaborated from data provided by The Italian Observatory on Broadband. Optical fibre permits transmission over longer distances and at higher bandwidths (data rates) than other forms of communication.

Both the instrumental variables were measured in 2008, two years before the first wave of the Multipurpose Household Survey we employ in our study.

We believe that the 2008 level of regional DSL coverage cannot *per se* exert a direct influence on individual social capital. Rather, the availability of DSL in the area creates the premise for the individual choice to purchase a fast-speed access and, subsequently, to develop online interactions through social networking sites, chats, forums and newsgroups.

To the best of our knowledge, DSL coverage in the region of residence has never been found to be correlated with social interactions and social trust at the individual level. The study of Bauernschuster et al. (2011) investigated the role of *individuals’* use of broadband on social interactions and cultural consumption. The availability of appropriate technological infrastructures in the area of residence was used by the authors to instrument the individual choice to purchase a broadband access for connecting to the Internet. Broadband access was then shown to positively affect social interactions. This result is supported by our estimates which, thank to the wealth of our dataset, allow to make a further step in the understanding of the role of the Internet by showing which kind of use may specifically affect social capital (see Sections 5 and 6). On the other hand, the DSL coverage in 2008 cannot be endogenous – in the sense of reverse causality – to the individual involvement in online networks in 2010-2012. The possibility of common bias between the two variables also seems unlikely. One could argue that individuals who exhibited a positive

propensity for participation in SNSs in the 2010-2012 period may have had a higher propensity for promoting actions aimed at extending the regional broadband coverage in 2008. However, it must be noted that, in Italy, Facebook, Twitter and other social networking sites only boomed after 2008¹².

The arguments supporting the assumption of the orthogonality of the share of the population covered by DSL also substantially hold for the second instrument. The percentage of the regional area which is not covered by optical fibre, however, also varies depending on the characteristics of the natural environment. Differently from DSL (which employs existing telephonic networks), the optical fibre in fact entails the need to install new underground cables. Orographic differences between regions are a “natural” aspect of the digital divide which generated a variation in access to fast Internet across Italian regions that is exogenous to people’s social capital and cannot be driven by their propensity for online networking.

The assumption of orthogonality of the instruments is not disconfirmed by the tests of over-identifying restrictions we run in the context of IV estimates (reported in Section 5).

The discussion about how the digital divide may influence SNSs is non trivial. There are in fact two ways in which the digital divide could influence individuals’ propensity for online networking. On the one hand, it can be argued that the bigger is the area covered by cable infrastructures, the higher should be the individual propensity for online networking. However, in areas where broadband access is less diffuse, the use of social networking sites is a scarce commodity which is perceived as more desirable by consumers, who may be more willing to participate in SNSs with any available device. If this is the case, the individual propensity for networking should be positively correlated with the scarcity of the broadband.

The relevance of instruments will be further discussed in Section 5.1 (presenting results of IV estimates), as it is strictly related to evidence from the first step of IV regressions.

5. Results

Table 2 presents estimates of equation (1). In model 1 we report correlations of the dependent variable with covariates we controlled for. Face to face interactions are found to be significantly and negatively correlated with age and with the amount of time spent in commuting. Women also meet their friends less frequently. In model 2 we introduce participation in social networking sites, which is found to be significantly and positively correlated with face to face interactions. Model 3

¹² According to data provided by Facebook Advertising Platform, in January 2008 Facebook had 216,000 subscribers in Italy. As of October 2013, the network officially reports having 26,000,000 subscribers. Some data are publicly retrievable on the website of the Italian Observatory on Facebook run by Vincenzo Cosenza at the url: <http://vincos.it/osservatorio-facebook/>.

highlights a significant and positive association between face to face interactions and participation in chats, forums, and newsgroups. In model 4 we simultaneously account for the two forms of networking, which are confirmed to be significantly and positively associated with the frequency of encounters with friends and acquaintances.

Table 2. Online networking and face to face interactions: ordered probit estimates				
	Model 1	Model 2	Model 3	Model 4
Dependent variable: Frequency of meetings with friends				
<i>Type of connection to the Internet</i>				
Dsl (d)	0.0276 (1.17)	0.0167 (0.62)	0.0637 (1.63)	0.0541 (1.38)
Fibre (d)	-0.0343 (-0.61)	-0.0504 (-0.81)	-0.0130 (-0.15)	-0.0237 (-0.27)
Satellite (d)	0.0553* (1.77)	0.0255 (0.73)	0.0726 (1.42)	0.0614 (1.20)
3G (d)	0.0275 (0.57)	-0.00911 (-0.17)	-0.0585 (-0.74)	-0.0675 (-0.86)
USB (d)	-0.00352 (-0.13)	0.00663 (0.22)	0.0168 (0.36)	0.00507 (0.11)
Mobile (d)	-0.0456 (-0.92)	-0.0933* (-1.67)	-0.0719 (-1.13)	-0.0843 (-1.32)
<i>Main demographic, social and economic characteristics</i>				
Women (d)	-0.194*** (-14.66)	-0.183*** (-12.42)	-0.189*** (-8.92)	-0.187*** (-8.82)
Age	-0.0884*** (-18.56)	-0.0896*** (-16.85)	-0.0993*** (-13.25)	-0.0976*** (-13.00)
Age squared	0.0851*** (15.39)	0.0890*** (14.21)	0.0965*** (10.94)	0.0954*** (10.80)
Minutes spent on commuting	-0.00210*** (-4.00)	-0.00227*** (-3.92)	-0.00179** (-2.16)	-0.00174** (-2.11)
<i>Indicators of online networking</i>				
Participation in social networking sites (d)		0.163*** (10.13)		0.132*** (4.87)
Participation in chats, forums and newsgroups (d)			0.148*** (6.29)	0.0788** (2.84)
Observations	27068	22148	10765	10745
Pseudo R ²	0.084	0.096	0.100	0.101

Regressions include socio-demographic and year controls: variables are omitted for the sake of brevity and are available upon request to the authors.

d = for discrete change of dummy variable from 0 to 1

* p < 0.1, ** p < 0.05, *** p < 0.001

Table 3 presents estimates of equation (2) on social trust. Women exhibit significantly lower levels of trust, which is also shown to be u-shaped with age. Networking via SNSs is significantly and positively associated with social trust. However, when we also account for participation in chats,

newsgroups, and forums in the structural equation, the coefficient of SNSs loses its statistical significance.

Table 3. Online networking and social trust: probit estimates				
	Model 1	Model 2	Model 3	Model 4
Dependent variable: social trust				
<i>Type of connection to the Internet</i>				
Dsl (d)	-0.0134 (-0.53)	0.0325 (0.97)	-0.0602* (-1.65)	0.00218 (0.05)
Fibre (d)	-0.00210 (-0.04)	0.0328 (0.42)	-0.0301 (-0.37)	-0.0332 (-0.30)
Satellite (d)	0.0516 (1.54)	0.106 (2.44)	0.0436 (0.92)	0.184** (2.91)
3G (d)	0.00158 (0.03)	0.0500 (0.76)	-0.0146 (-0.22)	0.132 (1.30)
USB (d)	-0.00184 (-0.06)	0.0598 (1.56)	-0.0410 (-0.99)	0.0616 (1.09)
Mobile (d)	0.0404 (0.69)	0.0763 (1.11)	0.0164 (0.23)	0.0918 (1.17)
<i>Main demographic, social and economic characteristics</i>				
Women (d)	-0.0865*** (-6.11)	-0.0821*** (-4.34)	-0.0801*** (-4.12)	-0.0701** (-2.58)
Age	0.0151** (3.21)	0.0152** (2.39)	0.0162** (2.46)	0.0250** (2.71)
Age squared / 100	-0.00398 (-0.74)	0.00227 (0.31)	-0.00165 (-0.22)	-0.00664 (-0.62)
Minutes spent on commuting	-0.000404 (-0.72)	-0.00106 (-1.44)	0.000078 (0.10)	-0.000397 (-0.37)
<i>Indicators of online networking</i>				
Participation in social networking sites (d)		0.0587** (2.87)		0.0256 (0.74)
Participation in chats, forums and newsgroups (d)			0.0345 (1.35)	0.0653* (1.85)
Observations	39960	22074	20944	10720
Pseudo R ²	0.038	0.040	0.040	0.044
Regressions include socio-demographic and year controls: variables are omitted for the sake of brevity and are available upon request to the authors.				
d = for discrete change of dummy variable from 0 to 1				
* p < 0.1, ** p < 0.05, *** p < 0.001				

In Table 4 we report estimates of equation (1) where responses from the “wallet question” are used to proxy a further indicator of social trust. The two measures of online networking are found to be significantly and negatively correlated with trust in strangers. However, if we jointly account for both the indicators of networking in the same regression, their correlation with the dependent variables loses its statistical significance. Social trust is also u-shaped with age.

Table 4. Online networking and social trust measured through the “wallet question”: ordered probit estimates				
	Model 1	Model 2	Model 3	Model 4
Dependent variable: social trust measured through the “wallet question”				
<i>Type of connection to the Internet</i>				
Dsl (d)	0.0105 (0.50)	0.0192 (0.69)	-0.000401 (-0.01)	0.0368 (0.94)
Fibre (d)	0.0693 (1.49)	0.109* (1.80)	0.0696 (1.09)	0.109 (1.25)
Satellite (d)	0.0305 (1.08)	0.0563 (1.52)	0.0239 (0.60)	0.0584 (1.09)
3G (d)	0.0401 (1.03)	0.0866 (1.58)	0.00640 (0.12)	0.150* (1.77)
USB (d)	-0.0245 (-1.03)	-0.0139 (-0.44)	-0.0333 (-0.98)	-0.00460 (-0.10)
Mobile (d)	0.0102 (0.21)	0.0194 (0.33)	-0.00115 (-0.02)	0.0289 (0.44)
<i>Main demographic, social and economic characteristics</i>				
Women (d)	-0.00970 (-0.83)	0.0127 (0.80)	0.00933 (0.58)	0.0457** (2.00)
Age	0.0263*** (6.71)	0.0271*** (5.08)	0.0285*** (5.20)	0.0350*** (4.49)
Age squared / 100	-0.0213*** (-4.73)	-0.0182** (-2.92)	-0.0222*** (-3.49)	-0.0260** (-2.86)
Minutes spent on commuting	-0.000487 (-1.04)	-0.000474 (-0.77)	-0.000771 (-1.19)	-0.000691 (-0.78)
<i>Indicators of online networking</i>				
Participation in social networking sites (d)		-0.0425** (-2.50)		-0.0210 (-0.72)
Participation in chats, forums and newsgroups (d)			-0.0480** (-2.24)	-0.00196 (-0.07)
Observations	39901	22081	20922	10711
Pseudo R ²	0.025	0.027	0.025	0.030
Regressions include socio-demographic and year controls: variables are omitted for the sake of brevity and are available upon request to the authors.				
d = for discrete change of dummy variable from 0 to 1				
* p < 0.1, ** p < 0.05, *** p < 0.001				

5.1 Instrumental variable model

As explained in Section 4.1, our instrumental variables approach uses the percentage of the population for whom DSL connection was available in respondents’ area of residence in 2008 and the percentage of the region’s area that was not covered by optical fibre in 2008 as instruments for the individual propensity for online networking in the period 2010-2012. Our two-stage model can be described by the following two equations:

$$online_networking_i = \pi_1 + \pi_2 \cdot dsl + \pi_3 \cdot fiber + \pi_4 \cdot W_i + v_i \quad (4)$$

$$social_capital_i = \alpha + \theta \cdot X_i + \gamma_1 \cdot dsl + \gamma_2 \cdot fiber + \mu_i \quad (5)$$

To assess the effect of online networking on face to face interactions, equation (4) is estimated using a probit model and equation (5) is estimated using an ordered probit model¹³. Estimated coefficients are reported in Table 5.

Table 5. Online networking and face to face interactions: IV estimates using CMP				
	Model 1 - SNSs		Model 2 – Chats, forums, etc.	
	Coefficient	t-stat	Coefficient	t-stat
<i>Instruments: coefficients refer to the 1st stage, where dependent variables are indicators of online networking</i>				
Regional population covered by dsl	0.0111***	8.58	0.0121***	6.59
Digital divide (regional area not covered by fibre)	0.00579***	3.62	0.00670**	2.84
<i>2nd stage: dependent variable is the frequency of meetings with friends</i>				
<i>Type of connection to the Internet</i>				
Dsl (d)	0.249***	8.32	0.247***	5.77
Fibre (d)	0.273***	3.83	0.127	1.28
Satellite (d)	0.297***	7.43	0.279***	4.88
3G (d)	0.341***	5.52	0.224**	2.51
USB (d)	0.183***	5.38	0.115**	2.26
Mobile (d)	0.305***	4.92	0.349***	4.96
<i>Main demographic, social and economic characteristics</i>				
Women (d)	-0.184***	-10.91	-0.244***	-10.18
Age	-0.0863***	-14.34	-0.0978***	-12.30
Age squared / 100	0.0578***	8.03	0.0722***	7.53
Minutes spent on commuting	-0.00116*	-1.75	0.000000634	0.00
<i>Indicators of online networking</i>				
Participation in social networking sites (d)	0.950***	55.58		
Participation in chats, forums and newsgroups (d)			1.067***	44.95
Observations	35201		17231	
F-stat	73.91		43.50	
J-stat	6208.7		6208.7	
Chi squared	8997.5		5055.1	

Regressions include socio-demographic and year controls: variables are omitted for the sake of brevity and are available upon request to the authors.

d = for discrete change of dummy variable from 0 to 1

* p < 0.1, ** p < 0.05, *** p < 0.001

¹³ IV estimates were calculated through Roodman's (2009) Stata module to implement conditional mixed process (cmp) estimator.

The relationship between online networking and social trust – as measured through responses to the Rosenberg question – is then estimated using a probit model in both the stages of the procedure. Results are reported in Table 6.

Table 6. Online networking and social trust: IV estimates using CMP				
	Model 1 - SNSs		Model 2 – Chats, forums, etc.	
	Coefficient	t-stat	Coefficient	t-stat
<i>Instruments: coefficients refer to the 1st stage, where dependent variables are indicators of online networking</i>				
Regional population covered by dsl	0.00662***	4.60	0.00804***	3.79
Digital divide (regional area not covered by fibre)	0.00817***	4.70	0.0113***	4.36
<i>2nd stage: dependent variable is social trust</i>				
<i>Type of connection to the Internet</i>				
Dsl (d)	0.306***	9.15	0.260***	5.26
Fibre (d)	0.370***	4.68	0.156	1.32
Satellite (d)	0.336***	7.59	0.267***	4.08
3G (d)	0.438***	6.54	0.317**	3.02
USB (d)	0.222***	5.85	0.122**	2.10
Mobile (d)	0.428***	6.29	0.496***	6.26
<i>Main demographic, social and economic characteristics</i>				
Women (d)	0.114***	-6.08	-0.176***	-6.41
Age	-0.0580***	-8.73	-0.0674***	-7.30
Age squared / 100	0.0215**	2.71	0.0348**	3.13
Minutes spent on commuting	0.000112	0.15	0.00130	1.20
<i>Indicators of online networking</i>				
Participation in social networking sites (d)	-0.242***	-11.44		
Participation in chats, forums and newsgroups (d)			-0.209***	-6.44
Observations	35197		17225	
F-stat	29.51		23.13	
J-stat	7067.5		7067.5	
Chi squared	4036.5		1904.7	

Regressions include socio-demographic and year controls: variables are omitted for the sake of brevity and are available upon request to the authors.

d = for discrete change of dummy variable from 0 to 1

* p < 0.1, ** p < 0.05, *** p < 0.001

When we use the alternative measure of social trust obtained through responses to the “wallet question”, we employ a probit model in the first stage and an ordered probit model in the second stage. Results are reported in Table 7.

Table 7. Online networking and social trust measured through the “wallet question”: IV estimates using CMP				
	Model 1 - SNSs		Model 2 – Chats, forum, etc.	
	Coefficient	t-stat	Coefficient	t-stat
<i>Instruments: coefficients refer to the 1st stage, where dependent variables are indicators of online networking</i>				
Regional population covered by dsl	0.00685***	4.71	0.00833***	3.90
Digital divide (regional area not covered by fibre)	0.00853***	4.87	0.0118***	4.52
<i>2nd stage: dependent variable is social trust as measured through the “wallet question”</i>				
<i>Type of connection to the Internet</i>				
Dsl (d)	0.306***	9.08	0.255***	5.14
Fibre (d)	0.361***	4.57	0.143	1.22
Satellite (d)	0.343***	7.73	0.282***	4.31
3G (d)	0.432***	6.44	0.313**	2.96
USB (d)	0.228***	5.96	0.128**	2.18
Mobile (d)	0.433***	6.35	0.502***	6.31
<i>Main demographic, social and economic characteristics</i>				
Women (d)	-0.122***	-6.50	-0.187***	-6.82
Age	-0.0602***	-9.08	-0.0695***	-7.51
Age squared / 100	0.0248**	3.14	0.0378***	3.42
Minutes spent on commuting	0.0248	0.04	0.00127	1.16
<i>Indicators of online networking</i>				
Participation in social networking sites (d)	-0.228***	-12.03		
Participation in chats, forums and newsgroups (d)			-0.214***	-7.44
Observations	35168		17217	
F-stat	31.13		24.56	
J-stat	1726.4		1726.4	
Chi squared	3988.6		1889.2	
Regressions include socio-demographic and year controls: variables are omitted for the sake of brevity and are available upon request to the authors.				
d = for discrete change of dummy variable from 0 to 1				
* p < 0.1, ** p < 0.05, *** p < 0.001				

The first stage estimations conducted through probit models show that our instruments satisfy the relevance condition, as their coefficients are statistically significant. The F-statistics (reported at the bottom of Tables 5, 6, and 7), testing the hypothesis that the coefficient of the excluded instruments

are all zero in each first-stage estimate, are well above the threshold of 10 suggested by the literature as the rule of thumb criterion of instrument strength.

To statistically test for correlation of our instruments with the error term of the structural equations (4), we run an over-identifying restriction test: we used a likelihood ratio test to compare the likelihood function of the two-stage estimates with the likelihood function of a specification which additionally includes the two instruments. Taken together with the tests of joint significance, the non rejection of the tests of over-identification suggests that our set of instruments is reasonable.

Addressing endogeneity allowed us to obtain more reliable results on the role of online networking. As reported in Tables 5, 6, and 7, we found that online networking diversely affects the two social capital's dimensions we account for. On the one hand, both participation in SNSs and in chats, forums, and newsgroups seem to support sociability by increasing the likelihood of face to face encounters. On the other hand, online networking is found to significantly and negatively affect social trust, however it is measured (i.e. through responses to the "Rosenberg question" or to the "wallet question"). Introducing online networking in regressions makes the statistical significance of commuting disappear.

Women show a significantly lower propensity for face to face interaction and significantly lower levels of social trust. Both the frequency of meetings with friends and social trust – however measured – are u-shaped with age.

To assess the robustness of our results, we also considered our dependent variables, *social_interactions_i*, *social_trust_i*, and *trust_strangers_i* as continuous variables and we re-estimated our models with a linear 2SLS technique, employing the same set of instruments. Results of previous regressions are fully confirmed. Coefficients are reported in Tables 9, 10, and 11 in the Appendix.

The first stages of estimates reported in Tables 9, 10, and 11 highlight the role of dsl and mobile phones in individual access to online networking. The individual-level availability of fibre, which is the fastest way for connecting to the Internet, does not significantly influence participation in chats, forums, and newsgroups. Women show a significantly lower propensity for participation in networks like Facebook and Twitter and in chats, forums, and newsgroups. The propensity for participation in social networking sites and in chats, forums, and newsgroups significantly decreases with age.

To compare relative magnitudes of the effects of the independent variables, we computed their marginal effects, which are reported in Table 11. The table also reports the predicted probabilities of meeting friends with a certain frequency (never, less than four times per year, and at least once

per week), and of reporting trust in unknown others (as measured through the Rosenberg and the wallet question).

Table 8: predicted probabilities and marginal effects

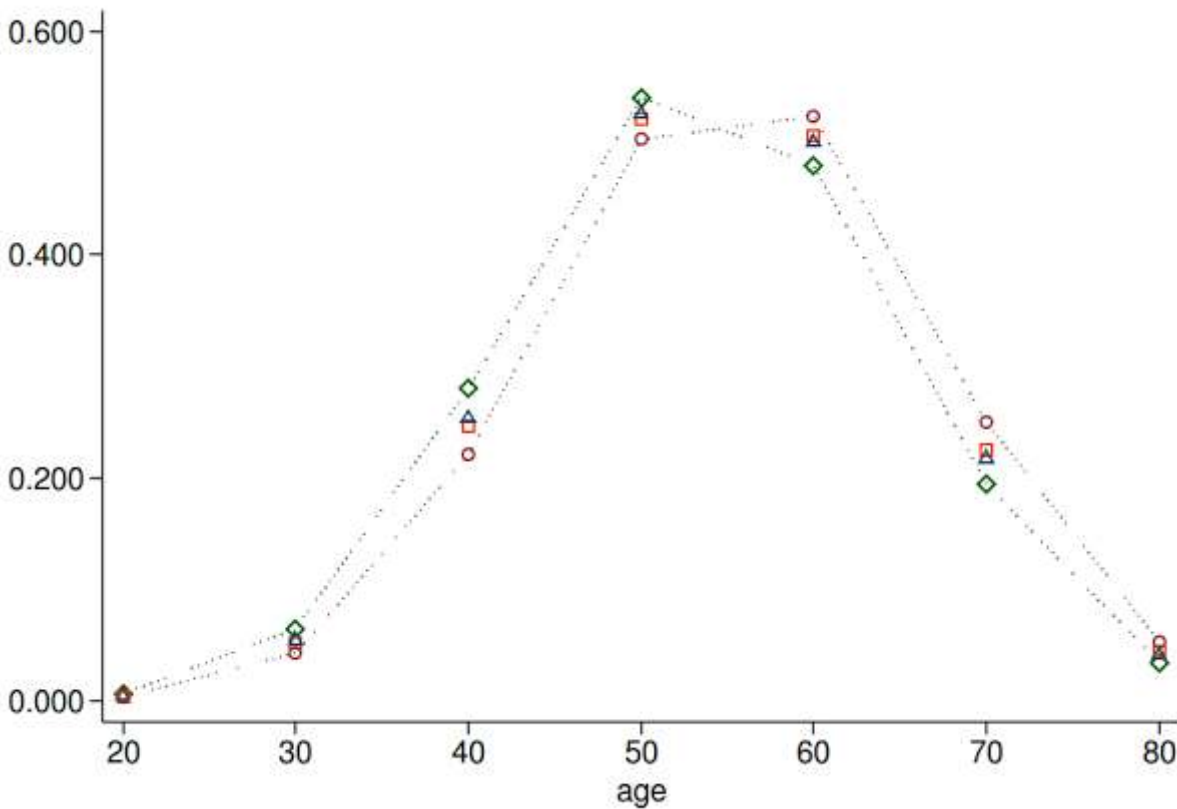
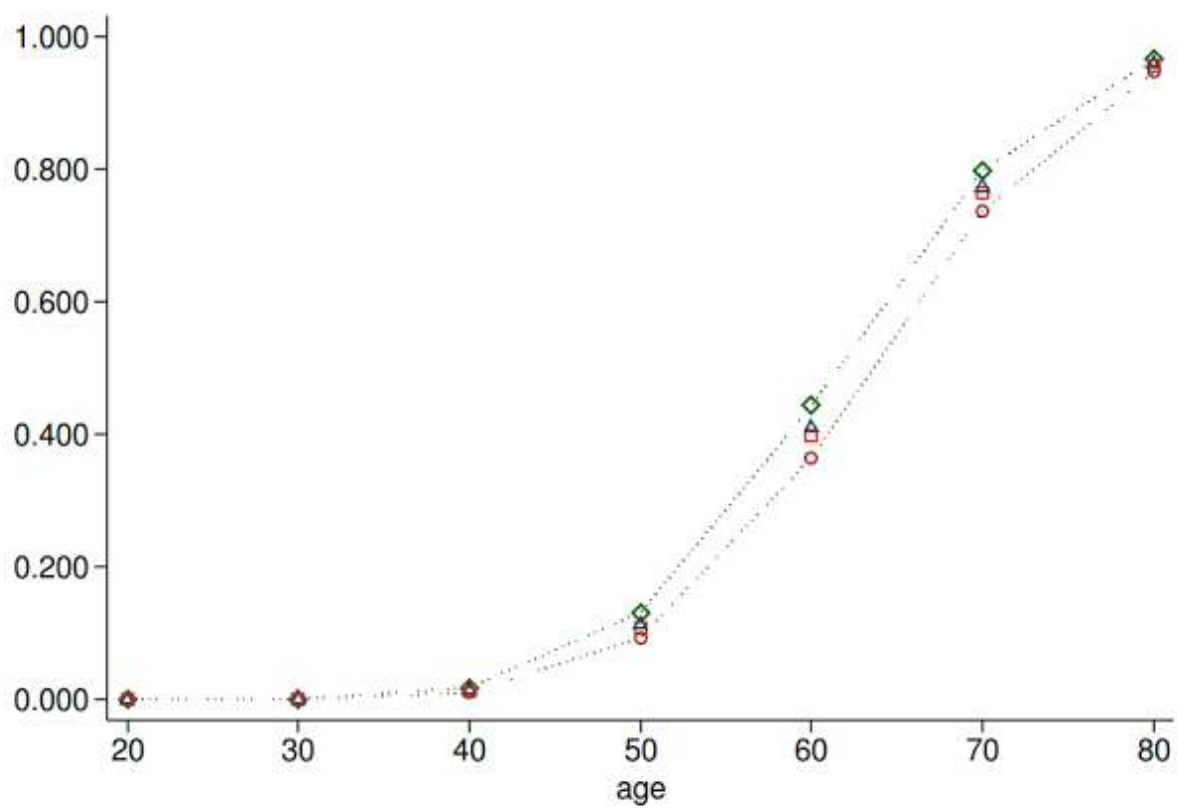
Predicted probabilities				Marginal effects			
Frequency of meetings with friends				Frequency of meeting friends			
	Never	Less than 4 times per year	At least once per week		Never	less than 4 times a year	at least once a week
SNSs	.028***	0.226***	0.745***	SNSs	-0.048***	-0.187***	0.236***
Chats, etc.	0.028***	0.230***	0.740***	Chat, etc.	-.057***	-.215***	.272***
Social trust (wallet question) *				Social trust (wallet question) *			
	Not much likely or not likely at all	Fairly likely	Very likely		Not much likely or not likely at all	Fairly likely	Very likely
SNSs	0.869***	0.112***	0.018***	SNSs	0.039***	-0.031***	-0.008***
Chat, etc.	0.866***	0.115***	0.018***	Chat, etc.	0.030***	-0.023***	-0.006***
Social trust				Social trust			
	Others can be trusted				Others can be trusted		
SNSs	0.276***			SNSs	-0.08***		
Chat, etc.	0.276***			Chat, etc.	-0.07***		

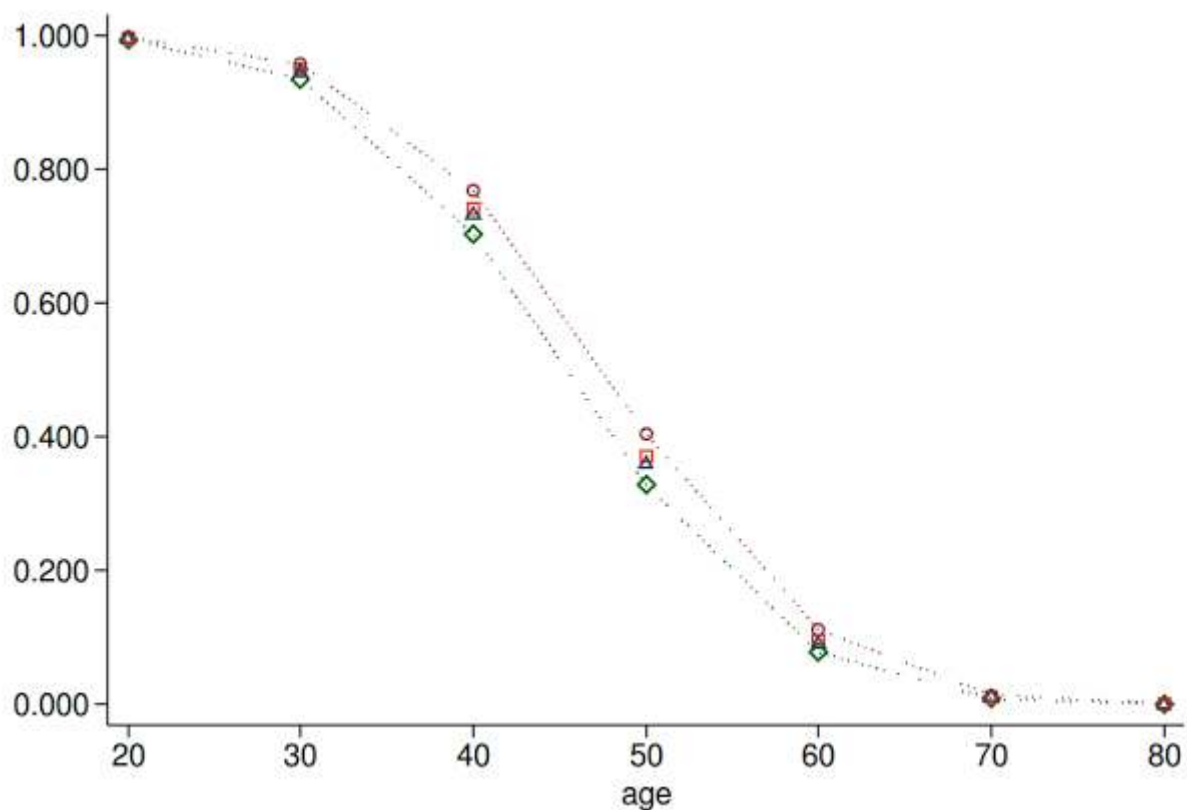
* "In the city or area where you live, imagine you lost your wallet holding money and your identification or address and it was found by someone else. How likely do you think your wallet would be returned to you if it were found by a stranger?"

Those who use social networks have a probability of 74% of meeting their friends at least once per week. Facebook and Twitter users, however, show a probability of approximately 28% of thinking that most people cannot be trusted. Participation in SNSs also entails an approximately 87% probability of responding that strangers are not much likely or not likely at all to return a lost wallet. Percentages are similar for the use of chats, forums, and newsgroups.

Marginal effects suggest that, as an individual begins using Facebook (or another SNS), the probability of meeting friends frequently (at least once per week) raises by 24%, the probability of thinking that others can be trusted decreases by 8%, and the probability of thinking that a stranger would return a lost wallet decreases by 8%. As an individual begins using chats, forums, and newsgroups, the probability of meeting friends frequently raises by 27%, the probability of thinking that others can be trusted and that a stranger would return a lost wallet decreases by 7%.

Figures 1, 2, and 3 illustrate how the predicted probabilities of never meeting friends, of meeting friends less than four times per year, or at least once per week vary with age.





Rhombi represent individuals who do not use nor social networking sites neither chats, newsgroups and forums. Figures 1 and 2 show that individuals aged between 40 and 70 who do not use online networking are exposed to a significantly higher risk of being socially isolated. Triangles refer to individuals who only use SNSs and squares refer to individuals who only use chats, forums, and newsgroups. Circles represent those who use both SNSs and chats, forums, and newsgroups. These individuals report a significantly higher probability of meeting friends at least once per week (see Figure 3). Figure 2 shows that the positive effect of online networking on sociability becomes particularly relevant for individuals aged between 30 and 70, when time constraints may be more severe due to work and family obligations.

6. Interpretation of results

The findings reported in Section 5 lead us to argue that, due to the “online networking revolution”, Internet use is more likely to support – rather than destroy – sociability and face to face interactions. This result contradicts cross-sectional analyses conducted from the late 1990s to the first half of 2000s, that revealed that time spent browsing the web was positively related to loneliness and negatively related to life-satisfaction (see for example Kraut et al., 1998; Nie and Erbring, 2000;

Hamburger and Ben-Artzi, 2003). However, these “pessimistic” findings about the role of the Internet in sociability suffer from two major weaknesses. First, they were conducted before the “social networking revolution”, which made the Internet a fertile environment to nurture social relationships. After the explosion of networks such as Facebook and Twitter, Internet-mediated interaction became a powerful tool to preserve existing relations and to activate latent ones. Second, most of those studies do not address endogeneity issues, mainly due to the lack of suitable data. As suggested in Section 4.1, people who are already lonely may in fact be more inclined toward Internet use. This unaddressed bias questions the causal relationship between Internet usage and social interactions found in earlier studies. For example, Hamburger and Ben-Artzi (2003) drew on data from a field study on Internet use and feelings of loneliness, extroversion and neuroticism conducted on 89 participants, to find that lonely people have a tendency to engage in greater Internet usage compared to non-lonely people. Analyzing responses from a survey of 277 undergraduate Internet users, Morahan-Martin and Schumacher (2003) showed that “lonely individuals may be drawn online because of the increased potential for companionship, the changed social interaction patterns online, and as a way to modulate negative moods associated with loneliness” (p. 659).

Overall, our results provide support for those more recent empirical studies in the fields of sociology, applied psychology and communication science which found SNSs use to be significantly and positively related to face to face interactions and sociability in limited samples of students (see Section 3 for a review of the literature). Authors of these works claimed that participation in SNSs allows users to preserve and consolidate existing relationships against the threats posed by increasing busyness and mobility (see for example Steinfield et al., 2008). Internet-mediated communication might also help to lower barriers to interaction and encourage self-disclosure. As a result, SNSs users are more likely to activate latent ties, that might otherwise remain ephemeral, with friends or acquaintances of their friends or acquaintances with whom they share interests or relational goals, thereby enabling interactions that would not otherwise occur. Interaction on Facebook “makes it easier to convert latent ties into weak ties, in that the site provides personal information about others” (Ellison et al., 2007), makes visible one’s connections, cultural and political orientations, information on users’ socio-economic and educational status, thereby enabling users to identify individuals with whom they may have some affinities.

Our findings also suggest that online networking displays higher effects on the sociability of individuals aged between 30 and 70. Under 30 individuals are likely to have more opportunities of socialization independently of their participation in online networks, due for example to the enrolment in secondary or tertiary education programs. After 30, time constraints are likely to

become more severe, as the busyness related to family and professional obligations is more likely to increase.

Our result on social trust, on the other hand, conflicts with the previous literature in the field. This may be due to the fact that not only online networking allows Internet users to preserve their social ties: it also favours new contacts with people outside of usual reference groups. In face to face interactions, we usually select a narrow circle of people with whom to discuss about values and beliefs (e.g. political and moral issues, such as those related to racism and civil rights). SNSs, by contrast, propose rooms for discussion where selection mechanisms are weak or lacking. Think for example of the Facebook page of a newspaper, where a very heterogeneous audience can comment on news and op-ed articles without moderation. In these online discussions, individuals are forced to confront themselves with a wide variety of points of views. For example, a follower of an anti-abortion movement may actively discuss with those who believe that a woman should have the legal right to elective abortion, a homophobic individual may discover to be surrounded with people who support civil rights equality (or vice versa), and a Real Madrid's fan will probably discover that Barcelona's supporters are spread all over the world. Diversity is much more diffused in the global population of Internet users than in their limited reference groups. Empirical studies have shown that, at least in the short run, diversity along ethnic, religious, age, and socio-economic status lines may be a powerful source of frustration and distrust towards unknown others (Subramanian et al., 2002; Alesina and La Ferrara 2002; Christoforou, 2011; Tesei, 2013).

Another source of frustration and distrust could be related to the fact that, in Internet-mediated interactions with strangers, individuals often exhibit a higher propensity for hate speech and other forms of aggressive behaviour than in face to face interactions. In public online forums for discussion – such as those offered by Facebook “public pages” (like those managed by public figures, political movements, etc.), “groups”, and “communities”, and by commenting platforms for online magazines and newspapers (e.g. Disqus, IntenseDebate, Livefyre) – individuals are likely to deal with strangers in a more aggressive and unscrupulous way than they would in a physical meeting. In online environments, unknown strangers basically are “invisible”, and their reaction to provocative behaviours may be easily neutralised (for example by simply withdrawing from the conversation, or even by “blocking” them through the network's privacy settings). In addition, online written conversations are more vulnerable to incomprehension and misunderstandings, which may be particularly severe in conversations on Twitter, due to the limit of 140 characters per tweet. In face to face interactions, by contrast, expressions, gestures, the tone of voice, the possibility to better articulate one own feelings, opinions and intentions, and the higher difficulty to possibly

withdraw from unpleasant conversations may contribute to avoid or discourage aggressive or offensive behaviours.

The contradiction between our finding on social trust and results from previous literature should also be interpreted in relation to whom respondents have in mind when they answer to the question: “Generally speaking, do you think that most people can be trusted?”. In psychological studies based on groups of undergraduate students, the “radius of trust” (Fukuyama, 1999) may well be limited to respondents’ small circles of fellow students and friends. In our nationally and regionally representative sample of the Italian population, the radius of trust is likely to be more extended. Previous studies have shown that the further people move from their immediate circle of friends, colleagues, and neighbour, the less likely they are to trust (Delhey et al., 2011; Welch et al., 2007). As stated by Delhey et al. (2011), “Differences in trust levels can be interpreted sensibly only when trust radiuses are similar” (p. 789). Unfortunately MHS data do not allow us to control for the radius of trust. However, this argument suggests caution in the comparison of our results with previous findings in the psychology and communication science literature and leads to urge researchers to use larger and representative samples for investigating the overall role of networking on values, beliefs, and prosocial behaviour.

Our results also suggest that the use of SNSs may be reinforcing the distinction between in-group and out-group relationships. In the collectivist culture which still dominates part of the Italian society, social interactions are in fact often guided by rigid distinctions between in-group and out-group. Several studies found that, due to the importance individuals place on in-groups compared to out-groups, people from collectivist societies display markedly less trust in strangers than those from individualist societies (Yamighishi et al. 1994; 1998; Irwin, 2009).

7. Conclusions

In the “social networking era”, may Internet usage accelerate the decline in social participation documented by empirical studies? Or does it offer a way to support social relationships against the threats posed by the disruption of ties and the weakening of community life? How does online networking affect trust? In this paper we empirically analyzed how participation in networking sites like Facebook and Twitter affects two main dimensions of social capital given by frequency of face to face interactions and social trust. The empirical analysis used a pooled cross-section of data including 117,878 observations from the last three waves (2010, 2011 and 2012) of the Istat Multipurpose Survey on Households (MHS). This survey contains detailed information on individual propensity for Internet-mediated interaction through participation in social networking sites and in chats, newsgroups, and forums. The dataset also includes information on several aspects of individual well-being and on a number of social capital’s dimensions such as relationships with

friends and acquaintances, shared values and beliefs, and social trust. Given the cross-sectional nature of the sample, our identification strategy basically relies on the use of two indicators of technological infrastructures – which may be considered as an exogenous aspect of the diffusion of high-speed connections to the Internet across Italian regions – as instruments for online networking. Our findings suggest that the online networking revolution is allowing the Internet to support – rather than destroy – sociability and face to face interactions. Social networking seems to offer a powerful tool to protect social relationships against the threats posed by increasing busyness and mobility. This result is consistent with previous analyses conducted on small and biased samples in the fields of social psychology and communication science.

This aspect of the analysis lead us to argue that the digital divide is likely to become an increasingly important factor of social exclusion, which may significantly exacerbate inequalities in well-being and capabilities.

The result on social trust, however, contrasts with common findings in the aforementioned fields of studies. We suggest that the decline in trust may be interpreted as an individual reaction to diversity, which has been found to be a major source of frustration and distrust by empirical studies in economics. The conflicting directions of online networking's effects on social networks and social trust also suggest that, in our sample, Internet usage may be reinforcing the distinction between in-group and out-group relationships, as far as it seems to help individuals to further strengthen their social relationships and to lower their trust in unknown others.

Our analysis does not account for all relevant dimensions of social capital – some of which, however, can be further investigated in a follow up of this study thanks to the high informative potential of our data source – and we do not claim to have solved endogeneity issues. Rather, the cross-sectional nature of our study definitely suggests caution in the interpretation of results as dictated by causal relationships. In addition, results about social trust definitely require more analysis and interpretation. But our study represents the first attempt to investigate the role of online networking in social interactions in a large and representative sample, and it provides evidence that participation in SNSs does not necessarily favour social isolation.

8. References

- Alesina, A., La Ferrara, E. (2002). Who Trusts Others? *Journal of Public Economics* 85 (2), 207-234.
- Alloway, T.P., Horton, J., Alloway, R.G., Dawson, C. (2013). Social networking sites and cognitive abilities: Do they make you smarter? *Computers & Education*, 63: 10–16.
- Andriani, L., Sabatini, F. (2013). Trust and Prosocial Behaviour in a Process of State Capacity Building: the Case of the Palestinian Territories. Birkbeck, Department of Management, Working paper N. 1306.

- Antoci, F., Sabatini, F., Sodini, M. (2012a). See You on Facebook! A framework for analyzing the role of computer-mediated interaction in the evolution of social capital. *The Journal of Socio-Economics* 41, 541–547.
- Antoci, A., Sabatini, F., Sodini, M. (2012b). The Solaria Syndrome: Social Capital in a Hypertechnological Growing Economy. *Journal of Economic Behavior and Organization* 81 (3), 802-814.
- Antoci, A., Sabatini, F., Sodini, M. (2013a). Bowling alone but tweeting together: the evolution of human interaction in the social networking Era. *Quality & Quantity*, doi: 10.1007/s11135-013-9863-z.
- Antoci, F., Sabatini, F., Sodini, M. (2013b). Economic growth, technological progress and social capital: the inverted U hypothesis. *Metroeconomica* 64(3), 401-431.
- Bartolini, S., Bonatti, L. (2003). Endogenous growth and negative externalities. *Journal of Economics* 79, 123-144.
- Bartolini, S., Bonatti, L. (2008). Endogenous growth, decline in social capital and expansion of market activities. *Journal of Economic Behavior and Organizatio*, 67 (3), 917-926.
- Bartolini, S., Bilancini, E. (2011). Social Participation and Hours Worked. Department of Economics University of Siena Working Paper No. 620.
- Bartolini, S., Bilancini, E., Pugno, M. (2013). Did the Decline in Social Connections Depress Americans' Happiness? *Social Indicators Research*, 110:1033–1059.
- Bauernschuster, S., Falck, O., Heblich, S. (2010). Social capital access and entrepreneurship. *Journal of Economic Behavior & Organization* 76 (3), 821-833.
- Bauernschuster, S., Falck, O., Wößmann, L. (2011). Surfing Alone? The Internet and Social Capital: Evidence from an Unforeseeable Technological Mistake. IZA Discussion Paper No. 5747.
- Burke, M., Kraut, R., Marlow, C. (2011). Social capital on Facebook: Differentiating uses and users. ACM CHI 2011: Conference on Human Factors in Computing Systems.
- Besser, L. M., Marcus, M. et al. (2008). Commute Time and Social Capital in the US. *American Journal of Preventive Medicine* 34(3): 207-211.
- Bourdieu P. (1980) Le capital social. *Actes de la Recherche en Sciences Sociales* 31: 2-3.
- Bourdieu P., Wacquant L (1996) *An Invitation to reflexive sociology*. Cambridge: Polity.
- Brenner, J., Smith, A. (2013). 72% of Online Adults are Social Networking Site Users. Washington, DC: Pew Internet & American Life Project.
- Bruni, L., Stanca, L. (2008). Watching alone: Relational goods, television and happiness. *Journal of Economic Behavior and Organization* 65 (3-4), 506-528.
- Christoforou, A. (2010). Social capital and human development: an empirical investigation across European countries. *Journal of Institutional Economics* 6(2), 191-214.
- Christoforou, A., (2011). Social Capital across European Countries: Individual and Aggregate Determinants of Group Membership. *American Journal of Economics and Sociology* 70 (3), 699-728.
- Chu, Y-W., Tang, J.T.H. (2005). The Internet and Civil Society: Environmental and Labour Organizations in Hong Kong. *International Journal of Urban and Regional Research*, 29(4), 849–866.
- Clayton, R.B., Osborne, R.E., Miller, B.K., Oberle, C.D. (2013). Loneliness, anxiousness, and substance use as predictors of Facebook use. *Computers in Human Behavior*, 29: 687–693.

- Costa, D.L., Kahn, E.M. (2003). Understanding the American decline in social capital 1952-1998. *Kyklos* 56(1), 17-46.
- Cox, E. (2002). Making the Lucky Country. In: Putnam, R.D. (ed), *Democracies in Flux. The Evolution of Social Capital in Contemporary Society*. Oxford and New York: Oxford University Press.
- Degli Antoni, G., Sacconi, L. (2009) A theoretical analysis of the relationship between social capital and corporate social responsibility: concepts and definitions. In Sacchetti, S., Sugden, R. (eds). *Knowledge in the Development of Economies. Institutional Choices under Globalisation*. Cheltenham: Edward Elgar.
- Degli Antoni, G., Sacconi, L., (2011) Modelling cognitive social capital and corporate social responsibility as preconditions for sustainable networks of relations. In Sacconi, L., Degli Antoni, G. (eds). *Social Capital, Corporate Social Responsibility, Economic Behaviour and Performance*. Basingstoke: Palgrave Macmillan.
- Delhey, J., Newton, K., Welzel, C. (2011). How General Is Trust in “Most People”? Solving the Radius of Trust Problem. *American Sociological Review* 76 (5), 786-807.
- Duggan M., Brenner J. (2013). *The Demographics of Social Media Users – 2012*. Washington, DC: Pew Research Center’s Internet & American Life Project.
- Ellison, N. B., Steinfield, C., Lampe, C. (2007). The benefits of Facebook friends: Social capital and college students' use of online social network sites. *Journal of Computer-Mediated Communication*, 12, 1143-1168.
- Fukuyama, F., (1995). *Trust. The Social Virtues and the Creation of Prosperity*. New York: Free Press.
- Gershuny, J. (2003). Web-use and net-nerds: A neo-functionalist analysis of the impact of information technology in the home. *Social Forces*, 82 (1), 141-168.
- Gil de Zúñiga, H., Jung, N., Valenzuela, S. (2012). Social media use for news and individuals' social capital, civic engagement and political participation. *Journal of Computer-Mediated Communication*, 17: 319–336.
- Granovetter, M. (1992). Problems of explanation in economic sociology. In: Nohria, N., Eccles, R.G. (eds). *Networks and Organizations*. Boston, MA: Harvard Business School Press.
- Grieve, R., Indian, M., Witteveen, C., Tolan, G.A., Marrington, J. (2013). Face-to-face or Facebook: Can social connectedness be derived online? *Computers in Human Behavior*, 29: 604–609.
- Haythornthwaite, C. (2005). Social networks and Internet connectivity effects. *Information, Communication & Society*, 8, 125-147.
- Heliwell, J.F., Wang, S. (2011). Trust and Wellbeing. *International Journal of Wellbeing* 1(1), 42-78.
- Irwin, K. (2009). Prosocial Behavior across Cultures: The Effects of Institutional versus Generalized Trust. *Advances in Group Processes* 26:165-198.
- Kawachi, I., Subramanian, S.V., Kim, D. (Eds.) (2008). *Social Capital and Health*. Amsterdam: Springer.
- Kittikson, M.C., Dalton, R.J. (2011). Virtual Civil Society: The New Frontier of Social Capital? *Political Behavior*, 33: 625–644.
- Knack, S. (2001). Trust, Associational Life and Economic Performance. In: Helliwell, J.F., Bonikowska, A. (eds). *The Contribution of Human and Social Capital to Sustained Economic*

- Growth and Well-Being*. Ottawa and Paris: Human Resources Development Canada and OECD, 2001, 172-202.
- Knack, S. (2002). Trust, Associational Life and Economic Performance. In *The Contribution of Human and Social Capital to Sustained Economic Growth and Well-Being: International Symposium Report*.
- Knack, S., Keefer, P. (1997). Does Social Capital Have an Economic Payoff? A Cross-Country Investigation. *Quarterly Journal of Economics* 112 (4): 1251-1288.
- Kross, E., Verduyn, P., et al. (2013). Facebook Use Predicts Declines in Subjective Well-Being in Young Adults. *Plos ONE* 8(8): e69841. doi:10.1371/journal.pone.0069841.
- Lee, J. (2008). Unravelling the dynamics and trends of social capital: Case of South Korea. *Asian Journal of Social Psychology*, 11: 105–115.
- Leigh, A. (2003). Entry on “Trends in Social Capital”, prepared for Karen Christensen and David Levinson (eds) (2003) *Encyclopedia of Community: From the Village to the Virtual World*. Thousand Oaks, CA: Sage.
- Listhaug, O., Grønflaten, L. (2007). Civic Decline? Trends in Political Involvement and Participation in Norway, 1965–2001. *Scandinavian Political Studies*, 30(2): 272-299.
- Madden, M., Zickuhr, K. (2011). 65% of online adults use social networking sites. Washington, DC: Pew Internet & American Life Project.
- Morahan-Martin, J., Schumacher, P. (2003). Loneliness and social uses of the Internet. *Computers in Human Behavior*, 19: 659–671.
- Nahapiet, J., Ghoshal, S. (1998). Social Capital, Intellectual Capital, and the Organizational Advantage. *The Academy of Management Review* 23(2): 242-266.
- Näsi, M., Räsänen, P., Sarpila, O. (2012). ICT activity in later life: Internet use and leisure activities amongst senior citizens in Finland. *European Journal of Ageing*, 9: 169–176.
- Nie, N. H., Sunshine Hillygus D., Erbring, L. (2002). Internet Use, Interpersonal Relations and Sociability: A Time Diary Study. In Wellman, B., Haythornthwaite, C. (eds). *The Internet in Everyday Life*. Oxford: Blackwell, pp. 215-243.
- Paxton, P. (1999). Is Social Capital Declining in the United States? A Multiple Indicator Assessment. *American Journal of Sociology*, 105(1): 88-127.
- Pénard, T., Poussing, N. (2010). Internet Use and Social Capital: The Strength of Virtual Ties. *Journal of Economic Issues* 44 (3), 569-595.
- Pénard, T., Poussing, N., Suire, R. (2011). Does the Internet make people happier? CEPS/INSTEAD Working Paper Series N. 2011-41.
- Putnam, R. D. (2000). *Bowling Alone: The Collapse and Revival of American Community*. New York: Simon & Schuster.
- Putnam, R.D. (2002). *Democracies in Flux. The Evolution of Social Capital in Contemporary Society*. Oxford and New York: Oxford University Press.
- Putnam R.D., Leonardi, R., Nanetti, R.Y. (1993) *Making Democracy Work*. Princeton: Princeton University Press.
- Rainie, L., Purcell, K., Smith, A.: *The Social Side of the Internet*. Washington, DC: Pew Internet & American Life Research Center.
- Robison, L.J., Siles, M.E., Jin, S. (2011). Social capital and the distribution of household income in the United States: 1980, 1990, and 2000. *Journal of Socio-Economics* 40(5): 538–547.

- Rocco, L., Fumagalli, E., Suhrcke, M. (2011). From social capital to health – and back. University of York Health, Econometrics and Data Group (HEDG) Working paper N. 11/21.
- Roodman, D. (2009). Estimating fully observed recursive mixed-process models with cmp. Working Paper 168. Center for Global Development. Washington, DC.
- Rosenberg, M. (1956) Misanthropy and Political Ideology. *American Sociological Review*, 21: 690-695.
- Routledge, B.R., von Amsberg, J. (2002). Social Capital and Growth. *Journal of Monetary Economics* 50 (1), 167-193.
- Russel, C., Cambell, A., Hughes, I. (2008). Ageing, social capital and the Internet: Findings from an exploratory study of Australian ‘silver surfers’. *Australasian Journal on Ageing*, 27(2): 78–82.
- Sabatini, F. (2008). Social Capital and the Quality of Economic Development, *Kyklos*. 61 (3): 466-499.
- Sabatini, F., Modena, F., Tortia, E. (2013). Do cooperative enterprises create social trust?. *Small Business Economics*, DOI 10.1007/s11187-013-9494-8.
- Sarracino, F. (2010). Social capital and subjective well-being trends: Comparing 11 western European countries. *The Journal of Socio-Economics* 39(4): 482–517.
- Smith, A. (1759). *Theory of Moral Sentiments*. London: A. Millar.
- Steinfeld, C., Ellison, N.B., Lampe, C. (2008). Social capital, self-esteem, and use of online social network sites: A longitudinal analysis. *Journal of Applied Developmental Psychology*, 29: 434–445.
- Stolle, D., Hooghe, M. (2005). Inaccurate, Exceptional, One-Sided or Irrelevant? The Debate about the Alleged Decline of Social Capital and Civic Engagement in Western Societies. *British Journal of Political Science*, 35(1): 149-167.
- Tesei, A. (2013). Trust, Racial Fragmentation and Income Inequality: New Evidence from the US. Queen Mary University of London, School of Economics and Finance, mimeo.
- Trepte, S., Reinecke, L. (2013). The reciprocal effects of social network site use and the disposition for self-disclosure: A longitudinal study. *Computers in Human Behavior* 29, 1102–1112.
- Uphoff N (1999) Understanding Social Capital: Learning from the Analysis and Experience of Participation. In: Dasgupta P and Serageldin I (eds) *Social Capital: A Multifaceted Perspective*. Washington, D.C.: The World Bank.
- Valenzuela, S., Park, N., Kee, K.F. (2009). Is There Social Capital in a Social Network Site?: Facebook Use and College Students’ Life Satisfaction, Trust, and Participation. *Journal of Computer-Mediated Communication*, 14: 875–901.
- Van Ingen, E., Dekker, P. (2011). Dissolution of Associational Life? Testing the Individualization and Informalization Hypotheses on Leisure Activities in The Netherlands Between 1975 and 2005. *Social Indicators Research*, 100: 209–224.
- Viry, G., V. Kaufmann, et al. (2009). Social Integration Faced with Commuting: More Widespread and Less Dense Support Networks. In: Ohnmacht, T., Maksim, H., Bergman, M. (eds) *Mobilities and Inequality*. Farnham: Ashgate.
- Webber, M.M., 1963. Order in diversity: community without propinquity. In: Wingo, L. (Ed.), *Cities and Space: the Future Use of Urban Land*. Baltimore: Johns Hopkins Press.
- Welch, M.R., Sikkink, D., Loveland, M.T. (2007). The Radius of Trust: Religion, Social Embeddedness and Trust in Strangers. *Social Forces* 86 (1), 23-46.

- Wellman, B., Hampton, K. (2001). Long Distance Community in the Network Society: Contact and Support Beyond Netville. *American Behavioral Scientist* 45(3), 477-96.
- Wellman, B., Hampton, K. (2003). Neighboring in Netville: How the Internet Supports Community and Social Capital in a Wired Suburb. *City & Community* 2 (4), 277-311.
- Wirth, L. (1938). Urbanism as a way of life. *American Journal of Sociology* 44, 3–24
- Wollebæk, D., Strømsnes, K. (2011). presented at the 9th International Conference of the International Society for Third-Sector Research (ISTR), July 7-10, Kadir Has University, Istanbul, Turkey.
- Wooldridge, J.M. (2002). *Econometric Analysis of Cross Section and Panel Data*. Cambridge, Massachusetts: The MIT Press.
- Zak, P. J., Knack, S. (2001). Trust and Growth. *Economic Journal* 111(470), 295-321.
- Yamamura, E. (2011a). The role of social trust in reducing long-term truancy and forming human capital in Japan. *Economics of Education Review*, 30(2), 380-389.
- Yamamura, E. (2011b). Differences in the effect of social capital on health status between workers and non-workers. *International Review of Economics* 58 (4), 385-400.
- Yamagishi, T., & Yamagishi, M. (1994). Trust and commitment in the United States and Japan. *Motivation and Emotion*, 18, 129-166.
- Zhang, W., Johnson, T. J., Seltzer, T., Bichard, S. L. (2010). The Revolution Will be Networked. The Influence of Social Networking Sites on Political Attitudes and Behavior. *Social Science Computer Review* 28 (1), 75-92.

Appendix

Table 9. Online networking and face to face interactions: IV estimates

	Model 1 - SNSs		Model 2 – Chats, forum, etc.	
	1st stage ^a	2nd stage ^b	1st stage ^a	2nd stage ^b
<i>Instruments</i>				
Regional population covered by dsl	0.00582*** (4.13)		0.00747*** (4.40)	
Digital divide (regional area not covered by fibre)	0.00832*** (4.86)		0.00989*** (4.68)	
<i>2nd stage: dependent variable is the frequency of meetings with friends</i>				
<i>Type of connection to the Internet</i>				
Dsl (d)	0.306*** (9.22)	-0.263*** (-3.58)	0.159*** (4.04)	-0.0876 (-1.31)
Fibre (d)	0.355*** (4.61)	-0.436*** (-3.75)	0.0391 (0.41)	-0.193* (-1.78)
Satellite (d)	0.350*** (8.00)	-0.286** (-3.25)	0.118** (2.18)	-0.0958 (-1.16)
3G (d)	0.412*** (6.23)	-0.393*** (-3.31)	0.157* (1.91)	-0.217* (-1.81)
USB (d)	0.226*** (6.00)	-0.185** (-2.89)	0.0987** (2.18)	-0.0693 (-1.16)
Mobile (d)	0.430*** (6.39)	-0.488*** (-3.98)	0.401*** (5.70)	-0.346** (-2.83)
<i>Main demographic, social and economic characteristics</i>				
Women (d)	-0.123*** (-6.62)	-0.0770** (-2.19)	-0.0344 (-1.52)	-0.106** (-2.40)
Age	-0.0609*** (-9.38)	-0.0199 (-1.20)	-0.0853*** (-11.08)	-0.0454** (-2.32)
Age squared / 100	0.0262*** (3.39)	0.0478*** (4.29)	0.0721*** (8.30)	0.0528*** (3.33)
Minutes spent on commuting	-0.000219 (-0.30)	-0.00237** (-2.82)	0.00128 (1.39)	-0.00254** (-2.60)
<i>Indicators of online networking</i>				
Participation in social networking sites (d)		2.701*** (4.23)		
Participation in chats, forums and newsgroups (d)				1.564** (2.64)
Observations	22204	22148	21050	10765
R2_p	0.151		0.358	
F-stat	28.02		28.04	
Overid (2 nd stage)		5.54e-19		9.69e-19
Chi squared	4106.8	3610.7	7191.3	2813.1

a: The first stage has indicators of online networking as dependent variables.

b: In the second stage, dependent variables are indicators of social capital.

Regressions include socio-demographic and year controls: variables are omitted for the sake of brevity and are available upon request to the authors.

d = for discrete change of dummy variable from 0 to 1

t values in brackets

* p < 0.1, ** p < 0.05, *** p < 0.001

Table 10. Online networking and social trust: IV estimates

	Model 1 - SNSs		Model 2 – Chats, forum, etc.	
	1st stage ^a	2nd stage ^b	1st stage ^a	2nd stage ^b
<i>Instruments</i>				
Regional population covered by dsl	0.00582*** (4.13)		0.00747*** (4.40)	
Digital divide (regional area not covered by fibre)	0.00832*** (4.86)		0.00989 (4.68)	
<i>2nd stage: dependent variable is social trust</i>				
<i>Type of connection to the Internet</i>				
Dsl (d)	0.306*** (9.22)	0.125*** (4.10)	0.159*** (4.04)	0.0552** (2.11)
Fibre (d)	0.355*** (4.61)	0.164*** (3.33)	0.0391 (0.41)	0.0438 (0.95)
Satellite (d)	0.350*** (8.00)	0.167*** (4.52)	0.118** (2.18)	0.0855** (2.81)
3G (d)	0.412*** (6.23)	0.181*** (3.69)	0.157* (1.91)	0.0768* (1.96)
USB (d)	0.226*** (6.00)	0.0986*** (3.74)	0.0987** (2.17)	0.0325 (1.32)
Mobile (d)	0.430*** (6.39)	0.184*** (3.61)	0.401*** (5.70)	0.226** (2.25)
<i>Main demographic, social and economic characteristics</i>				
Women (d)	-0.123*** (-6.62)	-0.0688*** (-4.64)	-0.0344 (-1.52)	-0.0397*** (-3.45)
Age	-0.0609*** (-9.38)	-0.0219** (-3.13)	-0.0853*** (-11.08)	-0.0278** (-3.09)
Age squared / 100	0.0262*** (3.39)	0.0153** (3.27)	0.0721*** (8.30)	0.0282 (3.46)
Minutes spent on commuting	-0.000219 (-0.30)	-0.000549 (-1.55)	0.00128 (1.39)	0.000428 (0.96)
<i>Indicators of online networking</i>				
Participation in social networking sites (d)		-1.056*** (-3.91)		
Participation in chats, forums and newsgroups (d)				-1.517*** (-3.82)
Observations	22204	22074	21050	20944
R2_p	0.151		0.358	
F-stat	28.02		28.04	
Overid (2 nd stage)		0.00976		0.0186
Chi squared	4106.8	366.5	7191.3	286.4

a: The first stage has indicators of online networking as dependent variables.

b: In the second stage, dependent variables are indicators of social capital.

Regressions include socio-demographic and year controls: variables are omitted for the sake of brevity and are available upon request to the authors.

d = for discrete change of dummy variable from 0 to 1

t values in brackets

* p < 0.1, ** p < 0.05, *** p < 0.001

Table 11. Online networking and social trust (measured through the “wallet question”): IV estimates

	Model 1 - SNSs		Model 2 – Chats, forum, etc.	
	1st stage ^a	2nd stage ^b	1st stage ^a	2nd stage ^b
<i>Instruments</i>				
Regional population covered by dsl	0.00582*** (4.13)		0.00747*** (4.40)	
Digital divide (regional area not covered by fibre)	0.00832*** (4.86)		0.00989*** (4.68)	
<i>2nd stage: dependent variable is social trust (“wallet question”)</i>				
<i>Type of connection to the Internet</i>				
Dsl (d)	0.306*** (9.22)	0.342*** (4.88)	0.159*** (4.04)	0.216*** (3.47)
Fibre (d)	0.355*** (4.61)	0.482*** (4.22)	0.0391 (0.41)	0.167 (1.48)
Satellite (d)	0.350*** (8.00)	0.418*** (4.88)	0.118** (2.18)	0.220** (2.99)
3G (d)	0.412*** (6.23)	0.510*** (4.46)	0.157* (1.91)	0.228** (2.44)
USB (d)	0.226*** (6.00)	0.224*** (3.67)	0.0987** (2.17)	0.110* (1.89)
Mobile (d)	0.430*** (6.39)	0.472*** (3.99)	0.401*** (5.70)	0.637*** (3.68)
<i>Main demographic, social and economic characteristics</i>				
Women (d)	-0.123*** (-6.62)	-0.111** (-3.28)	-0.0344 (-1.52)	-0.0366 (-1.27)
Age	-0.0609*** (-9.38)	-0.0569*** (-3.56)	-0.0853*** (-11.08)	-0.0742*** (-3.35)
Age squared / 100	0.0262*** (3.39)	0.0262** (2.42)	0.0721*** (8.30)	0.0642** (2.22)
Minutes spent on commuting	-0.000219 (-0.30)	-0.000886 (-1.06)	0.00128 (1.39)	0.000550 (0.50)
<i>Indicators of online networking</i>				
Participation in social networking sites (d)		-3.086*** (-5.07)		
Participation in chats, forums and newsgroups (d)				-4.463*** (-4.60)
Observations	22204	22081	21050	20922
R2_p	0.151		0.358	
F-stat	28.02		28.04	
Overid (2 nd stage)		0.0151		0.212
Chi squared	4106.8	319.6	7191.3	98.58

a: The first stage has indicators of online networking as dependent variables.

b: In the second stage, dependent variables are indicators of social capital.

Regressions include socio-demographic and year controls: variables are omitted for the sake of brevity and are available upon request to the authors.

d = for discrete change of dummy variable from 0 to 1

t values in brackets

* p < 0.1, ** p < 0.05, *** p < 0.001