

Mirzabaev, Alisher et al.

Working Paper

Bioenergy, food security and poverty reduction: Mitigating tradeoffs and promoting synergies along the Water-Energy-Food Security Nexus

ZEF Working Paper Series, No. 135

Provided in Cooperation with:

Zentrum für Entwicklungsforschung / Center for Development Research (ZEF), University of Bonn

Suggested Citation: Mirzabaev, Alisher et al. (2014) : Bioenergy, food security and poverty reduction: Mitigating tradeoffs and promoting synergies along the Water-Energy-Food Security Nexus, ZEF Working Paper Series, No. 135, University of Bonn, Center for Development Research (ZEF), Bonn

This Version is available at:

<https://hdl.handle.net/10419/111692>

Standard-Nutzungsbedingungen:

Die Dokumente auf EconStor dürfen zu eigenen wissenschaftlichen Zwecken und zum Privatgebrauch gespeichert und kopiert werden.

Sie dürfen die Dokumente nicht für öffentliche oder kommerzielle Zwecke vervielfältigen, öffentlich ausstellen, öffentlich zugänglich machen, vertreiben oder anderweitig nutzen.

Sofern die Verfasser die Dokumente unter Open-Content-Lizenzen (insbesondere CC-Lizenzen) zur Verfügung gestellt haben sollten, gelten abweichend von diesen Nutzungsbedingungen die in der dort genannten Lizenz gewährten Nutzungsrechte.

Terms of use:

Documents in EconStor may be saved and copied for your personal and scholarly purposes.

You are not to copy documents for public or commercial purposes, to exhibit the documents publicly, to make them publicly available on the internet, or to distribute or otherwise use the documents in public.

If the documents have been made available under an Open Content Licence (especially Creative Commons Licences), you may exercise further usage rights as specified in the indicated licence.

Working Paper 135

ALISHER MIRZABAEV, DAWIT GUTA, JANN GOEDECKE, VARUN GAUR, JAN BÖRNER, DETLEF VIRCHOW,
MANFRED DENICH AND JOACHIM VON BRAUN

Bioenergy, Food Security and Poverty Reduction:
Mitigating tradeoffs and promoting synergies along the Water-
Energy-Food Security Nexus



ZEF Working Paper Series, ISSN 1864-6638
Department of Political and Cultural Change
Center for Development Research, University of Bonn
Editors: Joachim von Braun, Manfred Denich, Solvay Gerke and Anna-Katharina Hornidge

Authors' addresses

Alisher Mirzabaev
Center for Development Research, University of Bonn
E-mail: almir@uni-bonn.de

Dawit Guta
Center for Development Research, University of Bonn
E-mail: davdiriba@yahoo.com

Jann Goedecke
Center for Development Research, University of Bonn
E-mail: jgoedeck@uni-bonn.de

Varun Gaur
Center for Development Research, University of Bonn
E-mail: varungaur.engg@gmail.com

Jan Börner
Center for Development Research, University of Bonn
E-mail: j.borner@cgiar.org

Detlef Virchow
Center for Development Research, University of Bonn
E-mail: dvirchow@uni-bonn.de

Manfred Denich
Center for Development Research, University of Bonn
E-mail: m.denich@uni-bonn.de

Joachim von Braun
Center for Development Research, University of Bonn
E-mail: jvonbraun@uni-bonn.de

Bioenergy, Food Security and Poverty Reduction:

Mitigating tradeoffs and promoting synergies along the Water-Energy-Food Security Nexus

Alisher Mirzabaev, Dawit Guta, Jann Goedecke, Varun Gaur, Jan Börner, Detlef Virchow, Manfred Denich and Joachim von Braun

Abstract

Modern bioenergy is a core ingredient of sustainable economic development as it plays an important role in poverty reduction and green growth. This makes bioenergy innovations critical, especially in developing countries where many households and rural communities rely on traditional bioenergy. Managing the multiple tradeoffs among bioenergy use, agricultural productivity, and ecosystem functions is a major development challenge. Addressing this challenge requires the identification of the drivers, tradeoffs and impacts of bioenergy production, trade and use in the Water, Energy and Food Security Nexus. The key objective of this paper is to provide an analytical framework and assess the track record of policy actions to stimulate modern bioenergy innovation in order to achieve multiple-win outcomes in terms of poverty alleviation, improved health and gender empowerment and environmental sustainability. We begin by describing the global trends and drivers in bioenergy production, trade and use. Secondly, we review the state of the art on impacts and links of bioenergy with the other Nexus components. Thirdly, we suggest a conceptual framework for evaluating the synergies and tradeoffs of bioenergy with other bioeconomic and economic activities along the Nexus. Follow-up empirical research at household and community levels in several developing countries will be based on this framework. Finally, a discussion on the conceptual framework is enriched by insights on the relevant actors, the tools and mechanisms specific to these actors for catalyzing innovations in the bioenergy for development.

Keywords: bioenergy, poverty reduction, food security, decentralized energy, WEF Nexus tradeoffs and synergies, households and communities, innovations

Contents

| | |
|--|-----------|
| LIST OF ABBREVIATIONS | 2 |
| LIST OF FIGURES | 4 |
| LIST OF TABLES | 5 |
| ACKNOWLEDGEMENTS | 6 |
| EXECUTIVE SUMMARY | 7 |
| ZUSAMMENFASSUNG | 9 |
| 1 INTRODUCTION | 11 |
| 1.1 Scope for innovation | 11 |
| 1.2 Research gaps and practical relevance | 12 |
| 2 GLOBAL DYNAMICS OF BIOENERGY DEVELOPMENT | 13 |
| 2.1 Past trends and current situation in bioenergy use, production and trade | 13 |
| 2.2 Developing and emerging countries in modern bioenergy development | 15 |
| 2.2.1 Africa | 15 |
| 2.2.2 Asia | 15 |
| 2.2.3 Latin America | 16 |
| 2.2.4 Drivers of Modern Bioenergy Development | 16 |
| 3 STATE OF THE ART: BIOENERGY IN THE NEXUS | 18 |
| 3.1 Bioenergy in the Water-Energy-Food Security Nexus | 18 |
| 3.2 Bioenergy and Food Security | 18 |
| 3.3 Bioenergy and Poverty Reduction | 19 |
| 3.4 Bioenergy and Environmental Sustainability | 19 |
| 3.5 Bioenergy and Health | 20 |
| 3.6 Bioenergy and Gender Empowerment | 21 |
| 3.7 Bioenergy and Technological Innovations | 21 |
| 3.8 Bioenergy, Institutional and Organizational Change | 22 |
| 4 THE CONCEPTUAL FRAMEWORK | 24 |
| 5 MAJOR ACTORS IN BIOENERGY DEVELOPMENT | 27 |
| 5.1 Agricultural producers | 27 |
| 5.2 The private business | 27 |
| 5.3 Civil society | 27 |
| 5.4 The Government | 27 |
| 5.5 Policies for Bioenergy Production | 28 |
| 5.6 Coalitions, private-public partnerships, and development cooperation | 28 |
| 6 CONCLUSIONS | 29 |
| REFERENCES | 30 |
| ANNEX 1. FIGURES AND TABLES | 40 |

List of Abbreviations

| | |
|-----------------|--|
| APEC | Asia-Pacific Economic Cooperation |
| BEFSCI | Bioenergy and Food Security Criteria and Indicators |
| BMU | German Federal Ministry of the Environment, Nature Conservation and Nuclear Safety |
| BMZ | German Federal Ministry for Economic Cooperation and Development |
| Btu | British thermal unit |
| CGE | Computable general equilibrium |
| CHP | Combined heat and power |
| CO ₂ | Carbon dioxide |
| DALYs | Disability-adjusted life years |
| EBTC | European Business and Technology Centre |
| EIA | Energy Information Administration |
| EJ | Exajoule |
| EPI | Earth Policy Institute |
| FAOSTAT | The Food and Agriculture Organization Corporate Statistical Database |
| FDI | Foreign direct investment |
| GBP | Global Bioenergy Partnership |
| GDP | Gross domestic product |
| GHG | Greenhouse gas |
| GJ | Gigajoule |
| GRID Arendal | Global Resource Information Database, Arendal |
| GTAP | Global Trade Analysis Project |
| ha | Hectare |
| IEA | International Energy Agency |
| kWh | Kilowatt hour |
| MFED | Ministry of Finance and Economic Development of Ethiopia |
| mln | Million |
| MNRE | Ministry of New and Renewable Energy of India |
| MoWE | Ministry of Water, Irrigation & Energy of Ethiopia |
| NIE | New Institutional Economics |
| NREL | National Renewable Energy Laboratory, U.S. Department of Energy |
| OECD | Organisation for Economic Co-operation and Development |
| PJ | Petajoules |
| PPPs | Private-public partnerships |
| PTEM | Physical-technical-economic models |
| R & D | Research and development |
| REEEP | Renewable Energy and Energy Efficiency Partnership |
| REN21 | Renewable Energy Policy Network for the 21 st century |
| S & T | Science and technology |
| SARE | Sustainable Agriculture Research and Education |
| TWh | Terawatt hour |
| UN | United Nations |

UNEP
WHO

United Nations Environment Programme
World Health Organization

List of Figures

| | |
|--|----|
| Figure 1. The effect of technological “leapfrogging” on environmental degradation | 25 |
| Figure 2. The Conceptual Framework | 26 |
| Figure A- 1. The share of continents in fuel wood production in 2009 (in mln m3) | 40 |
| Figure A- 2. Trend in world bioethanol and biodiesel production (in mln gallons per year) | 40 |
| Figure A- 3. The international bioethanol and biodiesel price trends and projections (2005-2020), USD per barrel | 41 |
| Figure A- 4. The production of biomass energy, biofuels and other renewable energy sources, in billions of British thermal units (btu) | 41 |
| Figure A- 5. World renewable energy consumption in trillion Btu | 42 |

List of Tables

| | |
|---|----|
| Table 1. The population relying on traditional use of biomass for cooking in 2011 | 14 |
| Table A-1. Bioethanol production by country in 2011 (in mln gallons) | 43 |
| Table A-2. Biodiesel production by country in 2011 (in mln gallons) | 44 |
| Table A-3. Distribution of Ethiopia's energy consumption in million tons of oil equivalents by end-user, 2009 | 44 |
| Table A-4: Bioeconomy Age: new science and policy initiatives, 2009-13 | 45 |
| Table A-5. The drivers of modern bioenergy development and their indicators | 46 |

Acknowledgements

We gratefully acknowledge the financial support to this research by the German Federal Ministry for Economic Cooperation and Development (BMZ). We would like to thank the participants of the ZEF senior researcher seminar on 12 April 2014 for their insightful comments and suggestions on an earlier version of the paper. We also express our appreciation to Samantha Antonini for editorial assistance.

Alisher Mirzabaev, Dawit Guta, Jann Goedecke, Varun Gaur, Jan Börner, Detlef Virchow, Manfred Denich and Joachim von Braun

Executive Summary

Modern bioenergy is a core ingredient of sustainable economic development and plays an important role in poverty reduction and green growth.

Bioenergy is derived from woody biomass, agro-residues, energy crops, food crops, agro-industrial and municipal solid wastes and other biological resources. Bioenergy is a major sector of the bioeconomy - the aggregate of all industrial and economic sectors and their associated services which produce, process or in any way use biological resources. In fact, in most developing countries, bioeconomy is the largest cluster of sectors in terms of its share in Gross Domestic Product (GDP) and employment.

For these reasons, bioenergy innovations are critical, especially in developing countries where many households and rural communities rely on traditional bioenergy. Recent estimates by the International Energy Agency (2013) indicate that in 2011 about 2.64 billion people (38% of the global population) relied on biomass, mostly fuel wood, for cooking. For developing countries alone, the share of biomass energy used for cooking and heating is much higher. About 79% of Sub-Saharan African population and 51% of people in developing Asia rely on traditional biomass energy. However, the traditional uses of biomass for heating and cooking are low in energy efficiency, may pose health hazards due to indoor air pollution, and have a high opportunity cost of family, especially female, labor. To illustrate, the indoor smoke from the use of traditional fuels is estimated to claim about 2.5-4 mln lives annually (Lim & Seow, 2012). Moreover, bioenergy is a crucial energy source for marginalized and rural areas, especially “energy islands”, i.e. regions with decentralized energy supply, thus placing it at the forefront of efforts on poverty reduction and sustainable economic development. In spite of this, the use of modern bioenergy technologies by households and communities remains quite low in developing countries, especially in Sub-Saharan Africa.

In this context, increasing global population and growing demands for food, feed, energy, water, land and other resources further intensify the competition and trade-offs among different uses and sectors. For example, food and biofuel production compete for land and water, which also leads to increased and more volatile food prices, affecting the food security of the poorest rural and urban households most negatively. Competition for water may cause conflicts, particularly when large scale bioenergy competes with local water demand for food crop production in water-scarce areas. On the other hand, modern bioenergy development is believed to have a considerable potential to reduce poverty, for instance by creating employment opportunities, which raise incomes and help mitigate possible negative effects of bioenergy development on food security. Although modern bioenergy development is expected to positively contribute to environmental sustainability through helping in “decarbonizing” the energy production, the life cycle assessments of bioenergy production do not always point at net positive carbon balances. Specifically, over the last decade, biofuel production has significantly contributed to direct and indirect global land use change, including through deforestation. In South East Asia, for instance, expansion of oil palm was found to lead to fewer species, habitat fragmentation and pollution (Fitzherbert et al., 2008). On the contrary, the production of biofuels from waste biomass and from energy crops cultivated in degraded or abandoned agricultural lands is believed to offer sustainable reductions in GHG emissions.

Bioenergy potentials need to be assessed in the context of the broader energy system, the food and agriculture system, and the water use systems, i.e. in a Nexus framework among these interrelated components. The Water-Energy-Food Security Nexus, applied in this research, is a conceptual framework that recognizes the interconnection of these three broad sectors and seeks to develop joint solutions that mitigate the tradeoffs and promote synergies among them.

What is needed is a “leapfrogging” to a more knowledge-based bioeconomy with more efficient and cleaner sources of energy for households and communities in the developing world. One potential option for remote off-grid locations is the development of decentralized energy systems. For example, decentralized community-operated mini-grids and household energy systems using locally available energy resources (modern bioenergy, solar, wind and micro-hydropower) can be an important tool for improving the access to energy by such off-grid communities. Moreover, the access to electricity through decentralized mini-grids was found to facilitate a wider fuel switching to modern bioenergy (Heltberg

2004). Specifically, in Assam, India, access to electricity was found to increase literacy rates from 63.3% to 74.4% (Kanagawa and Nakata 2007); similarly, in Brazil, rural electrification was found to reduce poverty by 8% and the Gini coefficient of inequality from 0.39 to 0.22 (Pereira et al. 2008). At the same time, “leapfrogging” in energy would also necessitate a “leapfrogging” in institutions to be successful. Thus, the effective contribution of modern bioenergy to access and security of energy depends not only on biomass and technology, but also on the institutional and organizational arrangements and related actors. Hence, deeper knowledge of stakeholder environment and of the incentives and constraints of key stakeholders is important for accurate analyses of bioenergy development and its impacts.

At the same time, the research on the impacts of bioenergy development on the poor households and communities has some important gaps. Firstly, the tradeoffs and synergies of bioenergy production with sustainable land management, water and food security need to be studied more extensively using quantitative approaches. Secondly, more research is also needed on evaluating the drivers and mechanisms of technical and institutional innovations in bioenergy development at household and community levels. This includes institutional changes, such as determinants of collective action among households through cooperation in the establishment of decentralized community-managed energy grids. Thirdly, the impacts of traditional use of bioenergy on health and labor productivity are considerable, but remain highly under-researched. Besides, bioenergy development is expected to have gender-differentiated effects, which are not yet thoroughly analyzed. For example, women using traditional biomass for cooking were found to be 3.3 times more likely to suffer from chronic bronchitis and emphysema, than those who use cleaner alternatives, such as electricity or gas (Rehfuss et al. 2006). Finally, there is a continuing need to identify feasible and efficient policies to catalyze modern bioenergy development among households and communities in developing countries.

Studying bioenergy development in a Water-Energy-Food Security Nexus framework can thus help us better understand its real opportunities and potential constraints. The present paper proposes such a Nexus-based analytical framework. This trans-disciplinary framework is considered to be more appropriate for analyzing jointly the multi-dimensional aspects of bioenergy, their inter-linkages and feedback mechanisms with other economic activities of households and communities, rather than looking into bioenergy development in isolation.

Zusammenfassung

Moderne Bioenergie ist ein unverzichtbarer Bestandteil nachhaltiger wirtschaftlicher Entwicklung und spielt eine wichtige Rolle in Armutsbekämpfung und „grünem Wachstum“.

Bioenergie wird aus Brennholz, landwirtschaftlichen Rückständen, Energie- und Nahrungspflanzen, agrarindustriellen und kommunalen Abfällen, und anderen biologischen Ressourcen gewonnen. Sie ist ein Hauptsektor der Bioökonomie, worunter alle Sektoren und zugehörigen Dienstleistungen fallen, in denen Biomasse produziert, weiterverarbeitet oder in einer anderen Form genutzt wird. In vielen Entwicklungsländern gilt die Bioökonomie als das größte Cluster an Sektoren, gemessen an ihrem Anteil am Bruttoinlandsprodukt und der Gesamtbeschäftigung.

Aus diesem Grund sind Innovationen in der Bioenergie von großer Bedeutung, insbesondere in Entwicklungsländern, wo sie für viele Haushalte und Gemeinschaften im ländlichen Bereich die einzige Energiequelle darstellt. Aktuelle Schätzungen der Internationalen Energieagentur (2013) zufolge nutzten in 2011 etwa 2,6 Milliarden Menschen, oder 38% der Weltbevölkerung, Biomasse (zumeist Brennholz) um zu kochen. In Entwicklungsländern allein ist der Anteil an Bioenergie als häusliche Energiequelle weitaus höher, mit 79% der Bevölkerung in Sub-Sahara Afrika und 51% in Asien. Die traditionelle Art der Verbrennung von Biomasse ist jedoch oftmals ineffizient, stellt hohe Opportunitätskosten, etwa durch das zeitaufwändige Sammeln von Feuerholz, dar und birgt bei Nutzung in Räumen ein Gesundheitsrisiko. So kostet der Rauch jährlich weltweit etwa 2,5 – 4 Mio Menschen das Leben (Lim & Seow, 2012). Zudem ist Bioenergie eine unverzichtbare Energiequelle für marginalisierte und ländliche „Energieinseln“, d.h. Gegenden mit dezentraler Energieversorgung. Sie ist daher ein integraler Bestandteil aller Bemühungen zur Armutsbekämpfung und nachhaltiger wirtschaftlicher Entwicklung. Dennoch bleibt die Nutzung moderner Bioenergie-technologien in Entwicklungsländern, insbesondere in Sub-Sahara Afrika, auf niedrigem Niveau.

Die stetig anwachsende Weltbevölkerung und eine steigende Nachfrage nach Nahrung, Viehfutter, Energie, Wasser und Land verstärkt den Wettbewerb zwischen den verschiedenen Sektoren um die Nutzung von Ressourcen. Lebensmittel und Biokraftstoffe etwa konkurrieren um die knappen Ressourcen Land und Wasser – die führt zu steigenden und stärker schwankenden Preisen für Essen, was wiederum die Ärmsten, sowohl in der Stadt als auch auf dem Land, am stärksten betrifft. Zudem verursacht Wettbewerb um Wasser politische und gewaltsame Konflikte, insbesondere wenn groß angelegte Biokraftstoffprojekte trotz herrschender Wasserknappheit mit der Nutzung von Wasser für die Nahrungsmittelproduktion konkurrieren. Auf der anderen Seite wird mit der Entwicklung moderner Bioenergie die Hoffnung verbunden, Armut zu reduzieren, etwa durch die Schaffung von Arbeitsplätzen. Obwohl erwartet wird, dass die Entwicklung moderner Bioenergie durch die „Entkarbonisierung“ der Energieproduktion zu ökologischer Nachhaltigkeit beiträgt, deuten Untersuchungen nicht immer auf eine positive Bilanz des Kohlenstoffverbrauchs hin. Über das letzte Jahrzehnt haben ein erhöhter Energiebedarf und ein Anstieg der Produktion von Bioenergie signifikant zu direktem und indirektem Landnutzungswandel beigetragen, unter anderem durch Abholzung von Wäldern. In Südostasien hat die Ausweitung von Palmölplantagen zu einem Rückgang der Artenvielfalt, einer Zerschneidung des Lebensraumes und zu Umweltverschmutzung geführt (Fitzherbert et al., 2008). Dennoch verspricht man sich von der Produktion von Biokraftstoffen aus Biomasse und aus Energiepflanzen, die auf abgenutztem oder verlassenem landwirtschaftlichen Land angebaut werden, einen nachhaltigen Rückgang von Treibhausgasemissionen.

Der in dieser Forschung angewandte Nexus um Wasser-Energie-Ernährungssicherheit setzt den konzeptionellen Rahmen, welcher der Vernetzung dieser drei Sektoren Rechnung trägt und nach Lösungen sucht, die Synergien zwischen ihnen fördern und Zielkonflikte verringern.

Notwendig ist ein „Überspringen“ in eine wissensbasierte Bioökonomie, um Biomasse mithilfe neuer Technologien effizienter und besser zu nutzen. Eine mögliche Option für abgelegene und nicht an das Netz angebundene Gegenden ist die Weiterentwicklung dezentraler Energiesysteme. So können gemeinschaftlich betriebene Mini-Stromnetze sowie Energieproduktion einzelner Haushalte mit lokal verfügbaren Ressourcen (Bio-, Solar-, Wind- und Mikro-Wasserenergie) den Zugang zu Energie in solchen

Gegenden deutlich verbessern. Darüber hinaus wurde dem Zugang zu Elektrizität durch dezentrale Mini-Netze eine Reihe positiver Einflüsse nachgewiesen: etwa wurde die Umstellung auf moderne Bioenergie, also auf Biokraftstoffe, erleichtert (Heltberg 2004), im indischen Bundesstaat Assam stieg die Alphabetisierungsrate von 63,3% auf 74,4% (Kanagawa and Nakata 2007), und in Brasilien wurde Armut um 8% reduziert und der Gini Koeffizient sank von .39 auf .22 (Pereira et al. 2008). Gleichzeitig erfordert ein erfolgreiches „Überspringen“ in Energietechnologien auch ein „Überspringen“ in Institutionen. Der effektive Beitrag moderner Bioenergie zu Energiesicherheit und -zugang hängt auch vom institutionellen und organisatorischen Rahmen ab, sowie von betroffenen Akteuren. Für eine genaue Analyse der Auswirkungen der Entwicklung von Bioenergie ist daher mehr Wissen über Anreize und Einschränkungen der wichtigsten Stakeholder nötig.

Viele Fragen zu den Wirkungen der Weiterentwicklung von Bioenergie sind noch unbeantwortet. Erstens, müssen die Wechselwirkungen und Synergien zwischen Bioenergieproduktion und nachhaltigem Landmanagement, Wasser und Ernährungssicherheit mithilfe quantitativer Methoden besser erforscht werden. Zweitens, müssen Faktoren und Mechanismen technischer und institutioneller Innovation auf Ebene der Haushalte und Gemeinschaften untersucht werden. Dazu gehört die Frage nach Einflussgrößen institutionellen Wandels, beispielsweise in Form von kollektiven Handelns von Haushalten in der Errichtung und Organisation eines gemeinschaftlich betriebenen, dezentralen Energienetzes. Drittens, ist der Einfluss traditioneller Nutzung von Bioenergie auf die Gesundheit zwar erheblich, aber nicht in ausreichendem Maße erforscht, was ebenso für Gendereffekte gilt. So sind einer Studie zufolge Frauen, die nach traditioneller Art mit Biomasse kochen, 3,3 mal so anfällig, eine chronische Bronchitis oder ein Emphysem zu erleiden, wie Frauen, die sauberere Alternativen wie Elektrizität oder Gas verwendeten (Rehfuess et al. 2006). Viertens, und schließlich, müssen durchführbare und effiziente politische Maßnahmen identifiziert werden, welche die Entwicklung moderner Bioenergie von Haushalten und Gemeinschaften in Entwicklungsländern fördern.

Die Bioenergieforschung im Rahmen des Nexus Wasser-Energie-Ernährungssicherheit kann daher dabei helfen, Chancen sowie Grenzen besser zu verstehen. Dieser Beitrag schlägt einen solchen Nexus-basierten analytischen Rahmen vor. Dieser trans-disziplinäre Rahmen ist geeignet, die mehr-dimensionalen Aspekte von Bioenergie und die gegenseitigen Einflüsse mit anderen ökonomischen Aktivitäten gemeinsam zu analysieren, anstatt Bioenergie isoliert zu betrachten.

1 Introduction

It is now widely recognized that sustainable development depends on secure and safe availability of food, water and energy (Ki-Moon 2011). At the same time, industrial raw materials are increasingly based on renewable resources. This puts biomass and bioenergy, and, hence, the bioeconomy at the center of sustainable economic development (BioÖkonomieRat 2009, 2012, Box 1).

Bioenergy potentials to contribute to sustainable development need to be assessed in the context of the broader energy system, the food and agriculture system, and the water use systems, i.e. in a Nexus framework among these interrelated components. This paper provides a review of the dynamics in bioenergy development, and explores their economic drivers. The paper identifies the major impacts of bioenergy development on the national energy sectors, and on households and communities in developing countries, and presents a conceptual framework that can guide further research on bioenergy for development.

Box 1. Definitions of biomass, bioenergy and bioeconomy

Biomass is a broad term defining all types of biological resources used for or processed into energy, food, feed, or any other bio-based products (BioÖkonomieRat 2009, 2012; McKendry 2002).

Bioenergy is the energy derived from woody biomass harvested from forest (fuel wood, charcoal, and residues), energy crops (for example, jatropha, castor oil plant, palm, etc), food crops (vegetable oil, maize, cassava and others), agro-residues (animal manure and crop residues), agro-industrial and municipal solid wastes and other biological resources (Kaygusuz 2010, Don et al. 2012, Edmonds et al. 2012). Some of these resources are directly used for energy for such services as residential cooking and heating. Advanced technologies may help transform these resources into, the so-called, modern types of bioenergy (biodiesel, bioethanol, biogas, electricity and others), which are more widely utilized in the transportation and industrial sectors (Ackom et al. 2013, Maltsoğlu et al. 2013). Bioenergy is, typically, the second most important sector, after food and feed production, of the bioeconomy in many countries, followed by forestry and wood products.

Bioeconomy is defined, more comprehensively, as the aggregate of all industrial and economic sectors and their associated services which produce, process or in any way use biological resources (BioÖkonomieRat 2009, Pellerin and Taylor 2008, Arundel and Sawaya 2009, Kircher 2012). Indeed, in most developing countries, bioeconomy is the largest cluster of sectors in terms of its share in Gross Domestic Product (GDP) and employment (von Braun 2012).

1.1 Scope for innovation

Several factors require development and wide-scale application of bioenergy innovations. Globally, the population is projected to grow to about 9.6 billion by 2050 (UN 2013). In combination with rising incomes, this requires substantial increases in food, feed and energy production, putting more pressure and increasing the competition for land, water and other resources (von Braun 2007, Harvey and Pilgrim 2007). Moreover, mitigation of climate change calls for more accelerated transition to CO₂-neutral sources of energy (Höök and Tang 2013).

Bioenergy development offers potential gains, but the extent of its contribution to the global energy production and sustainable development is debated (Berndes et al. 2003, Slade et al. 2011). It is recognized

that bioenergy alone may not be able to fully supply the global energy demand any time soon (Dornburg et al. 2010). However, bioenergy remains a relevant, crucial and significant energy source for marginalized and rural areas, especially “energy islands” (i.e., regions with decentralized energy supply) (Driesen and Belmans 2005), thus placing it at the forefront of efforts on poverty reduction and sustainable economic development.

Bioenergy innovations are especially needed in developing countries because of their higher reliance on bioenergy as the main energy source (Gerber 2008, IEA 2013). There is a critical need to increase the efficiency of bioenergy use with new technologies, i.e. a leapfrogging into a more knowledge-based bioeconomy needs to be explored (von Braun 2012). Traditional uses of biomass for heating and cooking in many developing countries are low in energy efficiency, may pose health hazards due to indoor air pollution, and have a high opportunity cost of family labor (Ezzati and Kammen 2002, Feng et al. 2009). To illustrate, the indoor smoke from the use of traditional fuels is estimated to claim about 2.5-4 mln lives annually at global level (Lim & Seow 2012). Therefore, technological advancements in bioenergy use are also necessary for reducing related human health and productivity losses (Ezzati and Kammen 2002).

1.2 Research gaps and practical relevance

The research on the impacts of bioenergy development on the poor households and communities has some important gaps. Firstly, the tradeoffs and synergies of bioenergy production with sustainable land management, water and food security by households and communities in developing countries need to be studied more extensively using quantitative approaches. Secondly, more research is also needed on evaluating the drivers and mechanisms of technical and institutional innovations in bioenergy development at household and community levels, including institutional changes, such as determinants of collective action among households in joint bioenergy development, for example, through cooperation in the establishment of decentralized community-managed energy grids. Thirdly, the impacts of traditional use of bioenergy on health and labor productivity are considerable, but received so far only a scant attention in the literature (Duflo et al. 2008). Moreover, bioenergy development is expected to have gender-differentiated effects, which are not yet thoroughly analyzed. Finally, there is a continuing need to identify feasible and efficient policies to catalyze modern bioenergy development among households and communities in developing countries.

Reviewing the relevant literature, this working paper presents the global dynamics in bioenergy development (Chapter 2), the state of the art in economic research on bioenergy, with emphasis on household and community levels in the developing countries (Chapter 3), the conceptual framework that can guide further research on bioenergy for development (Chapter 4), and the role of key actors and stakeholders for bioenergy development (Chapter 5). The final section presents the conclusions and the outlook for the future related research.

2 Global dynamics of bioenergy development

2.1 Past trends and current situation in bioenergy use, production and trade

Bioenergy is derived from solar radiation and stored in plants in the form of biomass (Heaton et al. 2004). It is the primary source of energy in many developing countries (Demirbas 2009), where biomass is, usually, used directly without undergoing any further processing. The so-called modern bioenergy comes from further processing of biomass into many new forms, such as liquid transportation fuel or electricity (ibid.). Depending on the availability of advanced technologies, all biomass can be used either directly as energy or processed into modern bioenergy. Bioenergy sourced through the photosynthesis by plants is considered to be less economically efficient for producing renewable energy as the rate of conversion of the total solar energy received to usable energy output is relatively low (Barber 2009). However, one advantage of bioenergy, compared to other renewable energy sources, is its higher convenience for storage and transportation (McKendry 2002). It can be produced and used everywhere where biomass can be produced. Moreover, bioenergy technologies are developing rapidly. Whereas the first and second generation of bioenergy types, such as ethanol and biodiesel, were produced from food-based crops, such as sugar beet, wheat, maize, soy, rapeseed, vegetable oil, etc., the third and fourth generation of biofuels make use of algal biomass, artificial photosynthesis or are developed using advanced bio-chemical processes, and do not directly compete with food production (Kagan 2010)..

Biomass provides about 10% of the total 500 EJ of annual global energy use (IEA 2008), with other 80% coming from fossil fuels, and another 10% from all other sources (Goldemberg and Johansson 2004). Recent estimates by the International Energy Agency (IEA) (2013) indicate that in 2011 about 2.64 billion people (about 38% of the global total) relied on biomass, mostly fuel wood, for cooking. For developing countries alone, the share of biomass energy used for cooking and heating is much higher. About 79% of Sub-Saharan African population and 51% of people in developing Asia rely on traditional biomass energy (Table 1). India accounts for about 31% of global population who still rely on traditional biomass energy and Sub-Saharan countries account for another 26%.

A major source of bioenergy in most developing countries is fuel wood. The global production of fuel wood (including wood for charcoal) constituted about 1.8 km³ in 2009 (FAOSTAT 2011) and increased by about 1.3% from 2004, where Asia contributed 42%, followed by Africa (32%) and Latin America and Caribbean (15%) (FAOSTAT 2011, Figure A-1 in the annex). Lamers et al. (2012) estimated that the global trade of wood had increased from about 56 to 300 PJ between 2000 and 2010 and the trade of wood pellets has also grown at a high rate, from 8.5 to 120 PJ during the same period. EU is the largest wood pellet producer (ibid.).

The other two most important and modern forms of bioenergy are bioethanol and biodiesel, which are also referred to as biofuels and are predominantly used in the transportation sector. In 2010, 110 bln liters of these biofuels were traded in the global energy market (OECD-FAO 2011a, 2011b). The world's total biofuel production experienced a sharp increase between 2000 and 2010 (Figure A-2), and the production of both types of biofuels is predicted to grow further within the coming decade, by 68% for bioethanol (OECD-FAO 2011b), and by 138% for biodiesel (OECD-FAO 2011a). Likewise, there has been an exponential growth in the biofuels trade from 2000 to 2009, with traded biodiesel increasing twenty-fold, and bioethanol trade increasing by 3.5 times (Lamers et al. 2011, OECD-FAO 2011a, 2011b). Global bioethanol production is dominated by the US (63%) and Brazil (24%), together accounting for 87% of the global bioethanol production in 2011, whereas the production of biodiesel is less concentrated, with USA, Germany, Argentina and Brazil as leading producers (see Tables A-1 and A-2, respectively, in the Annex). These countries are also accounting for the largest share in the biofuels trade, where USA and EU are the net importers, and Argentina and Brazil are the main exporters (Lamers et al. 2011).

Table 1. The population relying on traditional use of biomass for cooking in 2011

| Region | Population relying on traditional use of biomass (in mln) | Percentage of population on traditional use of biomass |
|----------------------|---|--|
| Developing countries | 2,642 | 49 |
| Africa | 696 | 67 |
| Sub-Saharan Africa | 695 | 79 |
| Ethiopia | 87 | 95 |
| Nigeria | 122 | 75 |
| South Africa | 6 | 13 |
| Developing Asia | 1,869 | 51 |
| India | 818 | 66 |
| Pakistan | 112 | 63 |
| China | 446 | 33 |
| Latin America | 68 | 15 |
| Brazil | 12 | 6 |
| Middle East | 9 | 4 |
| World | 2,642 | 38 |

Sources: IEA (2013), Rehfuess et al. (2005)

Despite the increasing production, the prices of ethanol and biodiesel have also increased between 2005 and 2010 (OECD-FAO 2011a, 2011b), from USD 35 per barrel to about USD 58 for biodiesel and from USD 87 to USD 119 for ethanol (Figure A-3).

The electricity generation with bioenergy, using various technologies such as combined heat and power (CHP), co-firing, cogeneration and biogas, has emerged as a promising option for complementing the fossil sources-based diesel generation (Evans et al. 2010, Dasappa 2011). For instance, in 2010, globally, a total of 280 TWh of electricity, i.e. 1.5% of world electricity generation was produced from biomass, alongside with 8 EJ of bioenergy for heat utilized in the industry (IEA 2012). IEA's technological roadmap projects that by 2050, bioenergy could provide 3100 TWh of transmittable and, in many cases, flexible electricity, meeting about 7.5% of the world electricity demand (ibid). The electricity generation from biomass is still predominantly concentrated in the countries of the Organization for Economic Co-operation and Development (OECD), but China and Brazil are increasingly catching up (Demirbas et al. 2009).

The production and use of renewable energy sources, in general, have also been expanding over the last decade (Figures A-4 and A-5). In this regard, there is a need to evaluate the substitutability of bioenergy and other renewable energy types for fossil fuel in the context of technological options and demand characteristics. Bioenergy has a potential for substituting fossil fuels in almost all end use sectors because of its versatility (Luderer et al. 2013). Versatility implies (i) multiple-fuel generation from biomass, including heat, gaseous, solid, liquid transportation fuel and electricity, (ii) its easy transportability and marketability, and (iii) generation of other non-energy products. Other renewable energy types such as hydropower, geothermal and wind energy are used to generate only the electrical power or heat. Solar energy can be

used for generating electricity (including charging batteries) and heating. The solar charging systems can substitute fossil fuels in transportation (cars, planes), but the technology is at an early stage and still expensive.

2.2 Developing and emerging countries in modern bioenergy development

2.2.1 Africa

Despite its substantial untapped renewable energy potential, Africa is lagging behind in modern energy production, utilization and trade (Maltsoglou et al. 2013). However, an increase in the global demand for biomass and bioenergy may help develop Africa's potential in bioenergy. This is because of the resource advantage, specifically land, which has already started attracting investments for bioenergy production (International Land Coalition 2013). For instance, Alexandratos (1995) estimated that Africa has about 750 mln ha of unused land suitable for agriculture. Various estimates exist on the potential of energy production from biomass in Africa, ranging from 134 EJ to 317 EJ today (Smeets et al., 2004; Hoogwijk, 2004) and up to 410 EJ by 2050 (Smeets et al., 2007), where different assumptions are made on increased productivity and availability of land. However, there are growing debates on the issue of the so called "unproductive" land availability in the continent and the impact of bioenergy on local resources such as water availability, soil quality, environment and biodiversity, with many environmental externalities under scrutiny.

The development of modern bioenergy requires substantial investments, while most African countries do not yet have established policies to provide the necessary guidance (Maltsoglou et al. 2013). Moreover, due to limited internal demand for transportation biofuels, most of the potential production in transportation biofuels would need to be oriented towards export markets (ibid.). Also, the foreign investments into bioenergy development in Africa have lately been constrained due to global financial crises, unrealized expectations from jatropha production (Iiyama et al. 2013), and major advancements in hydraulic fracturing in shale gas mining, making bioenergy production less attractive.

Presently, major African producers of bioethanol are Malawi and Swaziland (both from sugarcane) with about 10 mln liters annually each (Maltsoglou et al. 2013). The total production of bioethanol in Africa in 2011 was about 145 mln liters, and the production of biodiesel in Africa is negligible (ibid.).

Ethiopia can serve as a vivid example of the challenges and opportunities faced by African countries in bioenergy development. About 90% of its current energy supply originates from biomass, which is almost exclusively demanded by private households, whereas the industrial and transportation sectors rely on fossil sources-based energy and electricity (REEEP 2012, see Table A-3). Ethiopia plans to generate about 1.8 billion liters of liquid transportation biofuel by 2015 (GTP 2010) in order to increase the blending from the current 10% to 25% (CRGE 2011). The government of Ethiopia has allocated about 23 million ha of suitable land to biofuel development, typically *Jatropha caracus*, palm oil and castor bean (MoWE 2014). Though the government has targeted large scale jatropha plantation on the so called "marginal lands", the water scarcity remains a key constraint. A key reason for the failure of many large-scale jatropha cultivation projects in Ethiopia was found to be drought stress (Wendimu 2013).

2.2.2 Asia

China, Indonesia, India, Thailand and Malaysia are the main biofuel producing countries in Asia (Tables A-1 and A-2). The bioethanol is produced from maize, wheat, molasses and cassava, while biodiesel is produced mainly from palm oil. Indonesia and Malaysia are dominant in supplying palm oil to the global market, accounting for about 85% of the global palm oil production. The increasing demand for biofuels has contributed to deforestation in Southeast Asia and led to the loss of biodiversity (Fitzherbert et al. 2008).

China has initiated policies aiming for biofuels to account for about 15% of the total transportation fuel use by 2020 (Wang and Tian, 2011). Being the third largest bioethanol producer in the world, China also has the world's biggest household biogas program (Chen et al. 2010).

India is another major player in bioenergy development in Asia. The Indian national biomass policy takes its roots in the 1970s (EBTC 2011). The Indian biofuel program focuses on *Jatropha*-based biodiesel production and bioethanol production from sugar molasses. However, both are constrained by land and water availability. The Ministry of New and Renewable Energy (MNRE) supports the development of bioenergy initiatives since the early 1990s. Currently, a program on direct combustion and cogeneration of biomass for power generation, and one on deployment of biomass gasifiers for off-grid electrification focus on power supply. The National Biomass program for improved cook stoves targets the inefficient and hazardous use of biomass for cooking. The National Biofuel policy of India (announced in 2009) sets the biofuel blending target of 20% from 2017 onwards (Raju et al. 2012). Moreover, bioenergy has also been given high importance in the Strategic Plan of the Ministry of New and Renewable Energy (2011-2017) (Khanna et al. 2012).

2.2.3 *Latin America*

Brazil and Argentina are leading exporters of bioethanol and biodiesel, respectively, and thus play key roles in the global bioenergy market. The Brazilian sugarcane-based bioethanol exports have proven to be cost competitive in import-protected US and EU markets as well (Lamers et al. 2011). Hira and de Oliveira (2009) indicate that over 80% of vehicles in Brazil operate on blends with bioethanol, which has resulted in the substitution of over 20% of petroleum use in vehicles.

Brazil is the world's largest sugar cane producer and bioethanol exporter, maintaining that role since the 1970s (NREL, 2013). Although bioethanol production in Brazil was historically focused on beverages and sugars, within the last 10 years supply has shifted toward fuels (Junginger et al. 2008). Argentina is engaged in biodiesel production and export. Argentina has promoted domestic production and consumption of biodiesel as well as its exports, primarily to the EU (Lamers et al. 2011). The country has promoted biodiesel exports by implementing policies such as tax credits for producers and lower export taxes as compared to other vegetable oil exports. Other significant biofuel producers in Latin America are Colombia, Peru and Paraguay.

2.2.4 *Drivers of Modern Bioenergy Development*

Many countries are considering modern bioenergy development as an important tool for the reduction of carbon emissions and increasing the security of energy supply, while simultaneously offering opportunities for income generation and development (COM 2005, GBP 2008, Guta 2012). For instance, even in the industrialized European Union, bioeconomy, including bioenergy, already generates about 2 trln Euros (17% of the GDP) and employs about 21.5 million people (Kircher 2012). In agrarian developing countries, bioenergy may offer significant and potentially inclusive growth opportunities (Maltsoglou and Kwaja 2010). For these reasons, several countries have adopted ambitious bioenergy expansion plans (GBP 2008, REN21 2011, summarized in Table A-4).

The drivers of modern bioenergy are complex and inter-related (von Braun 2007, Cushion et al. 2010, von Braun 2013), and can be classified into six categories: environmental, economic, policy-related, social, institutional and technical (see Table A-5 for a non-exhaustive overview of major drivers).

A major driver of modern bioenergy development is its attractiveness to substitute, at least to some extent, the fossil fuels (Parikka 2004, Sathre and Gustavsson 2011), even if full substitution seems currently unfeasible (Sterner 2009). Bioenergy development is also expected to generate new jobs and contribute to rural development, especially in lower income countries (Berndes and Hansson 2007, Hillring 2002, Wicke et al. 2011). Increasing demands for energy are other drivers of bioenergy development. Expected returns from bioenergy may serve as a motivation for the private sector investments, especially in the mature markets. In many cases, such private initiatives are triggered by government subsidies, tax credits and regulatory mandates (Baumol and Oates 1988).

Social preferences for environmentally friendly and sustainable energy sources in the developed countries have been one of the major initial drivers of modern bioenergy (biofuels) development. The perceived environmental friendliness of bioenergy in public discourse and policy making continues to be a powerful driver. The exact nature and magnitude of contributions of bioenergy to these objectives have been questioned though.¹ These drivers also interact closely with another set of institutional drivers, including “green” social mobilization, global coalitions of civil society networks, dissemination by development projects and extension services, as well as organizational innovations in the bioenergy value webs.

Advancement in bioscience and technological innovations may drive the development of the bioenergy sector in numerous ways. Firstly, higher yields and stress-tolerant crop varieties increase land and water use efficiencies and improve food availability. Secondly, technologies for conversion of biomass waste and residue to energy increase use efficiency and productivity, and reduce pollution that arises, for instance, from open dumping of municipal waste. Moreover, innovations create economic opportunities for enhanced use of byproducts, residues and wastes as feedstock, reducing pressure on food security.

However, despite these drivers, in many developing countries, the development of modern bioenergy is often constrained by numerous factors such as: low access costs of fuel wood, technical and market constraints, shortage of skilled labor, lack of transportation and infrastructural facilities, higher costs of modern fuels, prevalence of non-cash economy in rural areas, irregularity of rural incomes versus regular payments for modern commercial energy goods and services, social perceptions and acceptance issues, inadequate legal frameworks or political instabilities (Costello and Finnell 2008, Peidong et al. 2009, Adams et al. 2011, von Maltitz and Staffor 2011, Kowsari and Zerriffi 2011). Moreover, uncertain returns from cultivating energy crops in many developing countries may discourage farmers from investing into bioenergy development (Sherrington et al. 2008).

¹ See further discussion on this in the section on “Bioenergy and Environment”.

3 State of the art: Bioenergy in the Nexus

3.1 Bioenergy in the Water-Energy-Food Security Nexus

The energy sector is becoming more water-intensive as bioenergy and hydropower diversify energy mixes. On the other hand, energy is essential to use water (lifting, pumping, desalination, sewage treatment); and food production is increasingly both water- and energy-intensive. Because of the Water-Energy-Food Security Nexus², agricultural, water, energy, industrial and climate policies influence each other and jointly determine outcomes for the poor and the environment, creating complex tradeoffs and potential synergies (Ringler et al. 2013).

On the tradeoff side, crop-based bioenergy and food production compete for land (Rathman et al. 2010, Harvey and Pilgrim 2011). Ciaian et al. (2011) find that high energy prices and bioenergy production have significantly contributed to direct and indirect global land use change, especially in South America, together leading to about 1% annual increase in global agricultural area, often through deforestation. Bioenergy and food production also compete for water (Pickett et al. 2008, de Fraiture et al. 2008, Bogardi et al. 2012), which is demanded for feedstock production, pre-treatment, fermentation, gasification or combustion processes and cooling (Berndes 2002, Dominguez-Faus et al. 2009). The tradeoff may cause conflicts, particularly when large scale bioenergy competes with local water demand for food crop production in water-scarce areas (Berndes 2002). Demand for energy may contribute to deforestation, leading to soil erosion (Bazilian et al. 2011), reducing crop productivity and, somewhat ironically, also reducing hydro-energy production through increased silting of dams (Nkonya et al. 2014).

In contrast, there are also numerous possibilities for synergies. For example, water operators spend about 70% of their revenue on energy costs. Mini-hydropower stations have been shown to reduce these energy costs for pumping stations by almost 80% (Kitio 2013); the provision of cheaper micro-scale hydropower, can help in adoption of modern bioenergy technologies (Heltberg 2004), and could potentially lower the demand for less sustainable traditional bioenergy use. Modern bioenergy could allow for increased use of animal dung as fertilizer, instead of as cooking fuel (ibid.), improving soil fertility and contributing to food security.

In the following sections, we review in more detail the current knowledge on the risks and opportunities offered by modern bioenergy development for food security, poverty reduction, environmental sustainability, gender and health issues, technological, institutional and policy innovations, with an emphasis on the impacts at the household and community levels in developing countries.

3.2 Bioenergy and Food Security

Large amounts of literature are available on the link between bioenergy development and food security (von Braun and Pachauri 2006, Naylor et al. 2007, von Braun et al. 2008, Ewing and Msangi 2009, among others). The differences in economic efficiency of resource uses in bioenergy and food production mean that resources will be allocated to the activity with a higher return. This results in higher food prices and the change in (shadow) prices of natural resources, such as land and water, with significant economic, social and livelihood implications (von Braun 2007). The poor, who spend a larger share of their income on food, are worst affected (von Braun 2008). Indeed, biofuels are estimated to have contributed from 3% to 75% to the recent global food price spikes in 2008 (Mitchell 2008, Reuters 2008, both cited from Ciaian and Kancs 2013).

² Water-Energy-Food Security Nexus is a conceptual framework that recognizes the interconnection of these three broad sectors and seeks to develop joint solutions that mitigate the tradeoffs and promote synergies among them (Hoff 2011).

Studies have been conducted on bioenergy and food production linkages using partial (Rosegrant et al. 2008, Chen et al. 2011, Steinbuks and Hertel 2012, Bryngelsson and Lindgren 2013) or computable general equilibrium models (Banse et al. 2008, Hertel et al. 2010, Bouët et al. 2010). Bryngelsson and Lindgren (2013) indicate that a large scale introduction of biofuels would significantly raise maize prices. Rosegrant et al. (2008) show that drastic biofuel expansion could increase the number of malnourished pre-school children by 9.6 million. Adverse effects could be especially high in Africa, with 8% reduction in calorie consumption (ibid.).

There are possibilities for increasing agricultural productivity and making land available for energy crop production alongside food production, and bringing marginal lands into production, thus reducing the competition with food and helping to tackle deforestation problems (Rathmann et al. 2010). However, such measures to limit the production of bioenergy crops on marginal lands can, at best, only partially mitigate food price increases, as there would be strong incentives to grow bioenergy crops on more fertile lands, ultimately leading to accelerated deforestation (ibid.).

There are many emerging technologies for generation of bioenergy from non-food biomass, which may mitigate this fuel-food tradeoff. For example, cellulosic matter can substitute sugar or starch crops in second generation biofuels (Rajagopal et al. 2007). Cellulosic biomass can also have higher yields of fuel (135 GJ/ha) than maize kernel (85 GJ/ha) and soybean (18 GJ/ha) (Lynd et al. 2008). However, cellulosic ethanol still remains commercially unviable (IEA 2004, Slade et al. 2009). Moreover, Chen et al. (2011) find that even with these second generation non-food biofuels, achieving the biofuel mandate (without any subsidies) in the US over 2007-2022 would need to rely on maize for 50% of the production, leading to higher maize prices (ibid.). Only tax credits to maize ethanol and cellulosic biofuels could reduce crop prices by 2022 (ibid.).

3.3 Bioenergy and Poverty Reduction

Modern bioenergy development is believed to have a considerable potential to reduce poverty (Kartha and Leach 2001, Ewing and Msangi 2009, Cushion et al. 2010), for instance by creating employment opportunities (Ewing and Msangi 2009, Cushion et al. 2010) which raise incomes and help mitigate possible negative effects of bioenergy development on food security (Ewing and Msangi 2009). In Malawi, for example, the bioenergy supply chain alone employs about 2% of the total workforce (Openshaw 2010). Poor rural communities may especially benefit from local small-scale bioenergy development (Gerber 2008, van Wey 2009, Chakrabarty et al. 2013). Computable general equilibrium modeling of bioenergy development in Ethiopia (Gebreegziabher et al. 2013), Tanzania (Arndt et al. 2012) and Mozambique (Arndt et al. 2008) find poverty reducing effects. These studies, however, also indicate that policies should consider ancillary benefits, promotion of more productive feedstock and development of rural infrastructure. Promotion of out-grower contracting mechanisms for smallholders to produce energy crops is claimed to be especially conducive for increasing their benefits (Arndt et al. 2008).

Unusual as it may sound, another mechanism for poverty reduction through bioenergy development could be through higher food prices, increasing the incomes of net food selling agricultural households (Rathman et al. 2010, Koh and Ghazoul 2008) and also leading to higher land rental values (Hertel et al. 2008). However, as also discussed above, higher food prices would be detrimental to the welfare of landless rural and urban poor, so the net effect on poverty reduction could be negative (Koh and Ghazoul 2008), and should be evaluated on case by case basis (Ewing and Msangi 2009). For example, for Brazil – one of the global leaders in modern bioenergy production and use, Sawyer (2008) cannot find any impact from large-scale bioenergy development on poverty reduction.

3.4 Bioenergy and Environmental Sustainability

Modern bioenergy development is expected to positively contribute to environmental sustainability through helping in “decarbonizing” the energy production (Pacala and Socolow 2004). Sustainability criteria

require that modern bioenergy is developed without diminishing the availability of natural resources or triggering adverse environmental externalities. Environmental sustainability is here used to refer to both environmental friendliness of bioenergy use and sustainable use of scarce natural resources. There are two criteria in evaluating the net impact of bioenergy on the carbon balance: (i) the amount of CO₂ absorbed by energy plants through photosynthesis, and (ii) CO₂ emission in the entire life cycle of bioenergy (production, processing and transportation of biomass feedstock, and consumption) (Jaeger and Egelkraut 2011, Antikainen et al. 2007).

The life cycle assessments of bioenergy production do not always point at net positive carbon balances (Fargione et al. 2008, Stehfest et al. 2010, Lange 2011, Sterner and Fritsche 2011), especially when indirect land use changes are taken into account (Koh and Ghazoul 2008)³. Biofuel production through converting rainforests, peat lands, savannahs and grasslands to energy crops in Brazil, Southeast Asia and USA was actually found to create a carbon debt by releasing from 17 to 420 times more CO₂ than the reductions achieved by these biofuels (Fargione et al. 2008). Increases in ethanol production in the US were found to have the potential to divert 12.8 mln ha of cropland to maize production, in turn, triggering the extension of cultivated areas in Brazil (2.8 mln ha), China (2.3 mln ha), India (2.3 mln ha) and in the United States themselves (2.2 mln ha), actually doubling the greenhouse gas emissions over the next 30 years compared to without such a biofuel expansion (Searchinger et al. 2008). However, there is no commonly accepted approach to measure the direct and indirect land-use change impacts of biofuel policies (Warner et al. 2013): (i) they are not always directly measurable; (ii) they are not easily isolated from the myriad of other land-use change drivers (Plevin et al. 2010).

Many models are based on aggregate data and emission estimations and do not distinguish the quality of land, which gives rise to uncertainties. While some data on emissions from direct land-use change are available (Fritsche et al. 2010), the order of magnitude of emissions related to indirect land-use change is still subject to intensive research efforts (IEA 2012). Nonetheless, some studies on indirect land-use change related emissions caused by conventional biofuel crops (sugar, starch and oil bearing crops) indicate that GHG emissions can be very high (Edwards et al., 2010; Tyner et al., 2010).

Biofuel-driven agricultural expansion could threaten biodiversity, especially in areas with endemic species richness such as the Atlantic forest, Amazon and Cerrado biomes of Brazil (Britz et al. 2011, Lapola et al. 2010) and Guinean Forests of West Africa (Koh 2007). Fitzherbert et al. (2008) show that the expansion of oil palm in South East Asia leads to fewer species, habitat fragmentation and pollution. In some very specific cases, agricultural production patterns for bioenergy crops was improving local biodiversity through agroforestry, establishment of perennial herbaceous plants and short-rotation woody crops (Semere and Slater 2007).

On the other hand, the production of biofuels from waste biomass and from energy crops cultivated in degraded or abandoned agricultural lands may offer sustainable reductions in GHG emissions (Fargione et al. 2008). Smeets et al. (2007) imply that bioenergy potential on agricultural land not needed for the production of food and feed equal 215–1272 EJ per year, depending on the level of advancement of agricultural technology. The bulk of this potential is found in South America and the Caribbean (47–221 EJ per year) and sub-Saharan Africa (31–317 EJ per year). However, in both the US and EU the scale of the potential contributions of biofuels to decarbonizing energy production is estimated to be only 1.75% and 1.20% reductions in petroleum input use, respectively (Jaeger and Egelkraut 2011).

3.5 Bioenergy and Health

Use of traditional biomass for domestic cooking and heating can have detrimental consequences on human health through indoor air pollution. Rehfuess et al. (2005) estimate that most of the 3.2 bln people using solid fuels for cooking may be exposed to health-threatening levels of indoor smoke. Diseases such as

³ Direct land use change is when non-agricultural land is converted to growing biofuel crops, whereas indirect land use change is when biofuel crops push out food and other crops from current agricultural areas, and farmers convert non-agricultural lands to plant with these replaced crops (Koh and Ghazoul 2008).

chronic obstructive lung disease arise from indoor air pollution of incomplete combustion of biomass while cooking or heating, which accounts by some estimates from 2.5 to 4 million premature deaths annually worldwide (see, Lim & Seow, 2012; WHO, 2006), additionally leading to the loss of some 39 million disability-adjusted life years (DALYs) in 2000 (Smith et al. 2004), i.e. about 2.7% of all DALYs (WHO 2002). Women using traditional biomass for cooking were found to be 3.3 times more likely to suffer from chronic bronchitis and emphysema than those who use cleaner alternatives such as electricity or gas (Rehfuess et al. 2006).

Despite the significance of this problem, there has been insufficient research into the impacts of indoor air pollution (Duflo et al. 2008). Improved access to clean bioenergy sources could, thus, have substantial health benefits, which, in turn, positively affect labor productivity and incomes (ibid.). For example, better access to clean energy could facilitate boiling of water before consuming, thus, lowering the risks of water-borne diseases (United Nations Millennium Project 2005, Rehfuess et al. 2006). Improvements in health through reduced indoor air pollution may also allow for reducing medical expenses for poor households, improve school and work attendance (Duflo et al. 2008). The adoption of 150 mln improved cook stoves in India was projected to reduce DALYs by about 15 mln annually, i.e. 10 improved cooking stoves reducing 1 DALY each year (Wilkinson et al. 2009).

3.6 Bioenergy and Gender Empowerment

Bioenergy production and consumption are also related to gender issues. Women and children are traditionally responsible for fuel wood gathering and cooking in many developing countries (Rehfuess et al. 2006; Hosier and Dowd 1987), reducing women's time from engaging in other activities and lowering school enrollment and study time by children, especially girls (e.g. Nankhuni and Findeis 2004, for Malawi; Chakrabarty et al. 2013, for Bangladesh). About 40% of 1.3 mln deaths among women due to chronic obstructive pulmonary diseases are related to indoor air pollution, while the share for men is only 12% (Smith et al. 2004).

Bioenergy development could additionally be beneficial by providing more productive opportunities for female labor. The likelihood of adoption of improved cooking stoves in India was found to increase with the higher opportunity cost of female labor, resulting in the lower exposure of women to indoor smoke-related health hazards (Kanagawa and Nakata 2007). On the other hand, higher female labor opportunity costs, while resulting in shifts away in female labor from fuel wood collection may increasingly shift the entire burden of fuel wood collection on children. Adoption of modern bioenergy technologies may also not automatically translate into higher female labor market participation or better school performance by children unless there are labor market opportunities to absorb women and both parents and children perceive the potential economic returns from education.

Biofuel production and the modern bioenergy sector could themselves provide such job opportunities for women. On the other hand, higher involvement of women in biofuel production was found to exacerbate bioenergy-food tradeoff in Mozambique without changing the overall GDP as the female labor is reallocated from food production to biofuel production (Arndt et al. 2011). Raising agricultural productivity and improving women's education was however found capable of mitigating this tradeoff (ibid.)

3.7 Bioenergy and Technological Innovations

Technical innovation is an ingredient of sustainable bioeconomy and bioenergy development, as it may help to minimize the risks that may arise from tradeoffs between bioenergy and food security through increasing efficiency and efficacy of resource use (Rajagopal et al. 2007).

Technical innovation in bioenergy has already put forward different biofuel generations. While the first generation comprises starch food crops and vegetable oil, the second generation is generated from non-food crops such as ligno-cellulosic biomass, *Jatropha curcas*, and the third generation is based on algae, which have emerged as potentially promising alternative. Ligno-cellulosic biomass feedstock, such as

woody biomass, straw, forest residues, etc, cannot be used as nutrition and therefore lowers the impact on food security, but implications for soil health must be considered. The third generation biofuels based on algae are used to generate multiple modern energy alternatives such as electricity, hydrogen, ethanol, syngas and methanol depending on technical conversion pathways chosen. A study states that “micro-algae appear to be the only source of renewable biodiesel that is capable of meeting the global demand for transport fuels” (Demirbas 2010).

The conversion process of biomass to secondary products takes place in bio-refinery plants. While they are already employed by the food industry to produce food and feed ingredients, so far there is no large-scale application of bio-refineries for bioenergy production (IEA Bioenergy, 2013). Key technologies that are required to expand bioenergy production in bio-refineries are fractionation - the process of refining biomass into sugars, fiber, energy and fuel - and product separation. However, both are still not mature enough to be implemented commercially (ibid.). Technology development in developing countries should consider an integrated approach where biomass production potentials and processing alternatives are optimized jointly.

3.8 Bioenergy, Institutional and Organizational Change

Political economy plays a key role in the development of the bioenergy sector. The success of bioenergy in major producing countries such as Brazil is linked to the political institutions promoting biofuel production. However, the political frameworks often do not provide a level playing field for renewable energy supply (see, e.g. Anthoff and Hahn 2010; Lehmann et al. 2012). There are many politically sensitive issues regarding the premise of job creation, reducing the dependence on fossil fuels, climate change mitigation, preserving the ecological integrity and concerns over large scale land acquisitions in developing countries and their impacts on local livelihoods and access to natural resources by the poor and marginalized. National and international political coalitions as well as political commitment to invest on research and development (R&D), innovation and efficient modern use of bioenergy are also crucial in improving its sustainability.

Germany serves as an example for a policy-driven energy transition – Energiewende – initiated in 2010 (Stegen and Seel 2013). One of the targets is to increase the share of renewables in the energy production to 60%, of which bioenergy, whose share has grown strongest in the past 15 years, is expected to become an important source (BMU 2012). In order to trigger investments in renewable energies, above the market minimum prices are mandated for renewable energy sources. The minimum prices (per kWh) differ by source of energy where bioenergy benefits are substantial. In the context of the globally inter-linked energy markets the long term cost-effectiveness to compete internationally needs to be achieved and will be a key factor for the long-term success of the project.

The experiences made so far with the energy transition provide lessons for policies that target the expansion of renewable energies and biomass in particular. For instance, charging final consumers for the higher energy prices, as done in Germany, is likely to be unfeasible in countries with lower per capita income. Furthermore, the extension of the country-wide energy grid in Germany is not only cost-intensive, but also faces opposition by dwellers living close to the new energy lines. This emphasizes the scope for decentralized energy grids where energy can be produced on a much smaller scale. Net economic growth and positive employment effects of the energy transition, even in the short-term, should encourage the take-up of policies that foster investments in biomass (Blazejczak et al. 2011).

Decentralized community-operated mini-grids and household energy systems using locally available energy resources (modern bioenergy, solar, wind and micro-hydropower) can be an important tool for improving the access to energy by off-grid communities and households in developing countries (Chaurey et al. 2004). Moreover, the access to electricity through decentralized mini-grids could facilitate a wider fuel switching to modern bioenergy (Heltberg 2004). In Assam, India, access to electricity was found to increase literacy rates from 63.3% to 74.4% (Kanagawa and Nakata 2007); similarly, in Brazil, rural electrification was found to reduce poverty by 8% and the Gini coefficient of inequality from 0.39 to 0.22 (Pereira et al. 2008).

The economic viability of decentralized energy systems is related, among others, to their reduced transportation costs and transmission losses (Lauri et al. 2014, other references). Moreover, in many contexts, the extension of centralized grids may not be a viable option due to high investment costs and insufficient centralized power generation (Hellpap 2013). Even in developed countries, urban decentralized energy systems can contribute to reducing greenhouse gas emissions (Chmutina et al. 2014). Other potential benefits from decentralized systems may include the opportunities for local economic development (integration of smallholders into supply chains), strengthening of local collective action and empowering of communities (Fritsche et al. 2006), spillover benefits for advancement of agricultural sector such as organic fertilizers and other inputs (Mohammed et al. 2013, Palit et al. 2011, Bazmi et al. 2011, Mangoyana et al. 2011).

4 The Conceptual Framework

The existing literature on bioenergy, and on energy in general, provides an extremely rich conceptual debate. Kowsari and Zerriffi (2011) classify this debate into four categories: 1) *physical-technical-economic models* (PTEM), in which “changes in consumer demand and energy use patterns are determined by changes in technologies, which are mainly driven by the cost of energy relative to consumer income” (ibid., citing Lutzenhiser 1993); 2) *psychology-based approaches* advocating for inclusion of social variables into economic and technical models. For example, psychology-based approaches were instrumental in the emergence of technology adoption theories such as diffusion of innovation (DOI), theory of cognitive dissonance, the theory of planned behavior (Kowsari and Zerriffi 2011); 3) *sociological and anthropological models* which emphasize that individuals do not make their decisions on energy in isolation from larger social processes and various peer groups (ibid.); 4) *integrated approaches* seek to combine all the above from an inter-disciplinary point of view (ibid.). In this regard, the application of Water-Energy-Food Security Nexus as the conceptual framework which guides the present research and is presented further below, can be considered to belong under integrated approaches as it seeks to incorporate both inter-disciplinary elements and also connect energy to other economic sectors such as water and food.

Another important dimension of the conceptual debate is on energy transition. In this regard, the concept of “*energy ladder*” has been widely used in the literature to indicate that the variety and sophistication of household energy use grows with household income (Hosier and Dowd 1987). On the other hand, it was also found that quite often many households do not switch away from less sophisticated energy sources with rising incomes, but instead continue using them along with more sophisticated energy sources, i.e. “*energy stacking*” was observed (Masera et al. 1997, Pachauri and Spreng 2003, Heltberg 2004). It was also found that in certain cases it is possible to “nudge” the households upwards along the energy ladder through public action (Heltberg 2004). In fact, this “nudging” could potentially enable developing countries to “leapfrog” to more efficient and cleaner sources of energy through borrowing more advanced technologies (Goldemberg 1998, Marcotullio and Schulz 2007). In practice, also taking into account the insights of the “energy stacking” model, “leapfrogging” would mean the flattening of the environmental Kuznets curve (Figure 1) where the difference in the areas below the solid curve and the dotted curve represents the avoided environmental damage thanks to the adoption of more sustainable energy technologies. However, “leapfrogging” may be challenging. There are also some studies questioning this possibility due to the lack of relevant technical skills and market infrastructure in many developing countries (Murphy 2001).

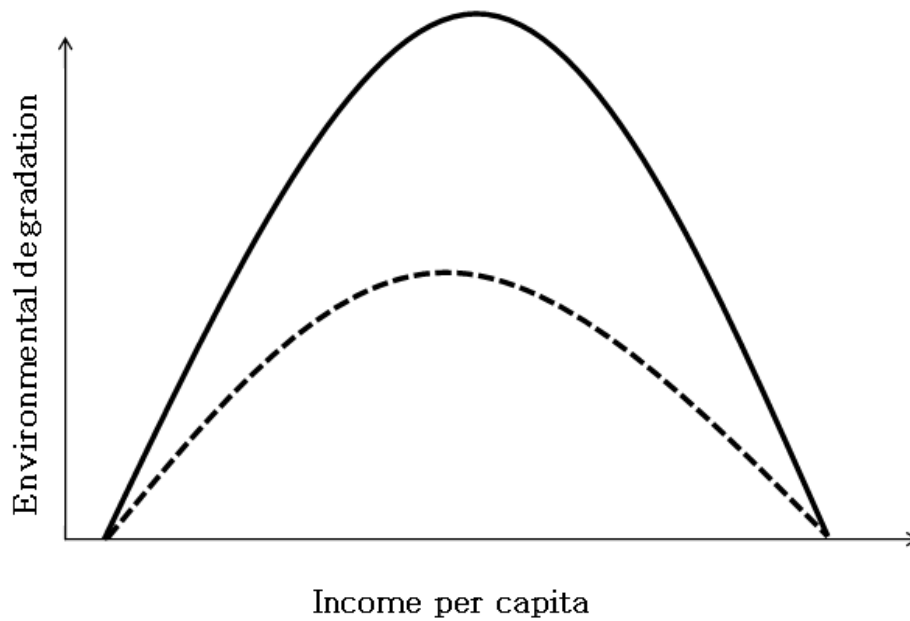


Figure 1. The effect of technological “leapfrogging” on environmental degradation

Source: the authors.

Note: environmental Kuznets curve without (solid line) and with (dotted line) technological leapfrogging

At the same time, “leapfrogging” in energy would also necessitate a “leapfrogging” in institutions to be successful (Han et al. 2008). Figure 1 is two-dimensional and considers only income and environmental degradation. The full picture would involve multidimensional interactions including food security, health and gender issues, employment and labor market changes, institutional transformations, etc.

Building on the Nexus theoretical background and the earlier formulated research objectives and questions, the conceptual framework guiding this research is presented in Figure 2. The elements of the conceptual framework demonstrate the key relationships that need to be studied to advance the proposed research and development agenda.

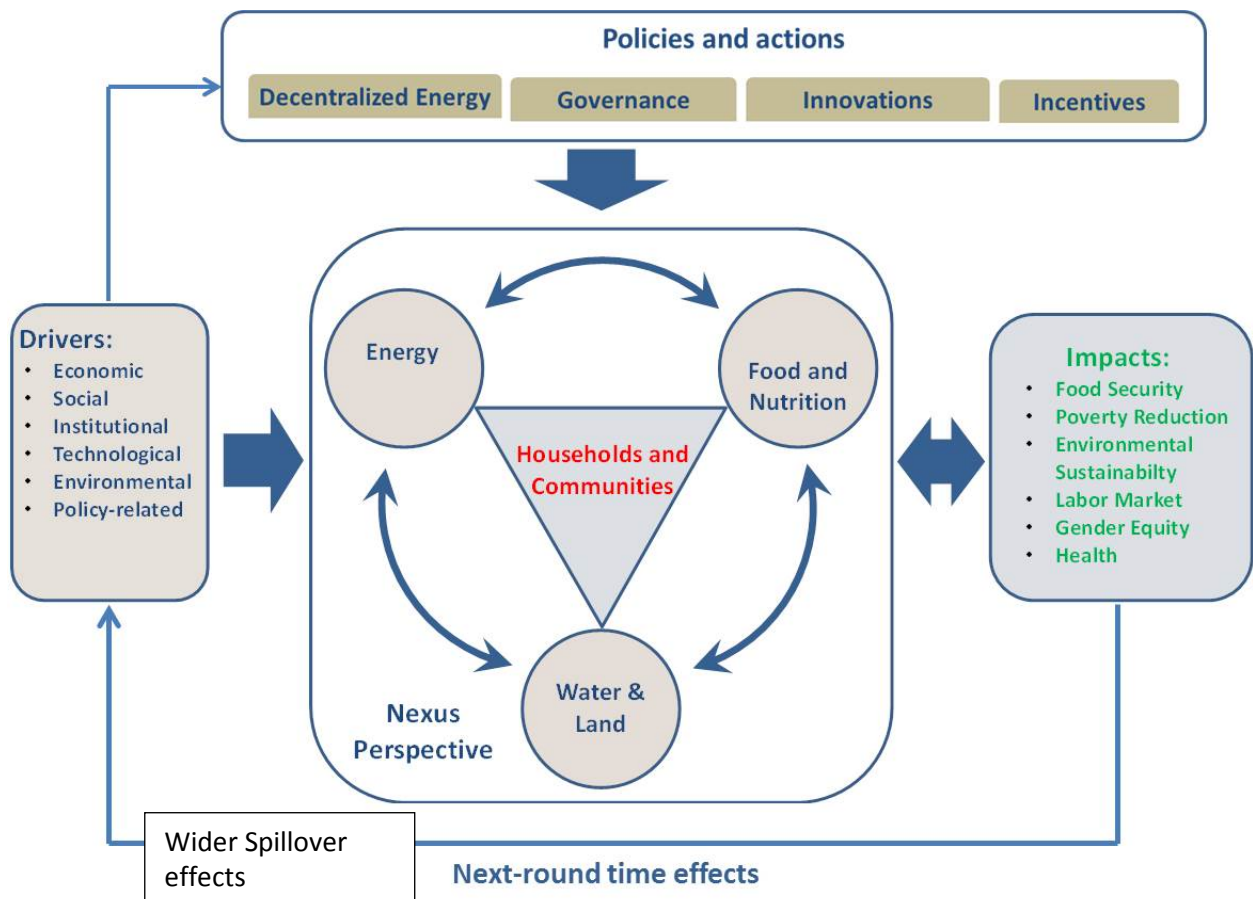


Figure 2. The Conceptual Framework

The economic, environmental, social, policy-related, technological and institutional drivers affect households' and communities' use of natural resources as well as their food and energy production. They are listed in more detail in Table A-5 in the Annex. These drivers act together in complex interactions, resulting in potential tradeoffs and synergies with significant implications on food security, poverty reduction, environmental sustainability, labor market, gender equity and health. There are public policies and various actions by a wide range of stakeholders (described in more detail in Chapter 5) that could intervene in the Nexus linkages to mitigate the tradeoffs and promote the synergies for positive impacts on the listed categories of outcomes. These actions may include such measures as promotion of viable decentralized energy options, better governance and institutions (for example, land tenure security, local participation, promotion of collective action initiatives, improved extension services, etc), innovations (technological and organizational), incentives (subsidies, tax benefits, improved infrastructure, higher market access, etc). The resulting changes in the outcome categories would then modify the nature and relative effects of various drivers. The changes in the drivers would also be modulated by the spillover effects, i.e. to the extent possible, it would be needed to endogenize these spillover effects in the analysis.

5 Major actors in bioenergy development

The effective contribution of modern bioenergy to access and security of energy depends not only on biomass and technology but also on the institutional and organizational arrangements and related actors. For example, market and non-market prices of resources (such as land and water, etc) and ecosystem goods and services are distorted in many countries. Hence, deeper knowledge of stakeholder environment and of the incentives and constraints of key stakeholders is important for accurate analyses of bioenergy development and its impacts.

5.1 Agricultural producers

Bioenergy may benefit both small and large agricultural producers through increased market access, technology, infrastructure, increased demand and prices for biomass and its products and also diversification and intensification of agriculture (Smeets et al. 2007). Around 75% of agriculture production in developing countries is provided by small holder agricultural producers in developing countries. UNEP (2011) argues that greening the small farm sector through promotion and dissemination of sustainable and innovative practices, including modern bioenergy technologies, could be the most effective way to produce more food and reduce poverty. However, the ability of subsistent agricultural producers in adopting new innovative technologies is usually weak due to lack of knowledge and economic assets. Various policies such as farm extension, education and training, awareness-raising and improving access to markets and credit, creating safety nets to absorb likely early-stage failures in the adoption process may play a crucial role in overcoming these constraints.

5.2 The private business

Private businesses are expected to play an important role at all stages of this process as rapid growth in demand for clean energy technologies offers new profit opportunities (Beltramello et al. 2013). Small scale businesses can help tackle the market barriers related to technical, credit, rural infrastructural delivery, biomass logistic and creating markets for feedstock producers, investments in green industry etc.

5.3 Civil society

The development of bioenergy can impact social welfare both positively and negatively. For instance, the advanced value webs may create job opportunities, stimulate economic growth, increase food safety and agricultural productivity, improving quality of life (health, nutrition), thus contributing to improved livelihoods. On the contrary, competition for scarce water and land resources with food production, negative externalities on the hydrology and soil quality, ecological and biodiversity losses may undermine the access of the poor to those resources, thus worsening social welfare.

Despite a general positive attitude towards renewable energies in industrialized countries, the support varies depending on who eventually bears the costs (Wüstenhagen et al. 2007). In this perspective, societal culture and acceptance of the system operation, integration and preferences play a critical role.

5.4 The Government

The role of governments, including local governments, in promoting modern bioenergy production is essential. The bioenergy sector involves a host of policies, regulations and governance issues (Wessler et al. 2010). But there are risks associated with government failure trying to solve the complex allocative problems in bioenergy which calls for the use of markets and in setting clear incentives and standards

(Purkus et al. 2012). At the same time, government action is needed to overcome market failures. Accordingly, implementing the innovative bioenergy policies requires a proactive government action and societal support and involvement of regional or local governments and municipalities at all levels (Beltramello et al. 2013). Government policies on bioenergy need to be consistent to provide the private sector with more predictable planning horizons (White et al. 2013). The new institutional economics (NIE) framework can make an important contribution to the development of realistic, “second-best” solutions to the allocative problems in bioenergy development (Purkus et al. 2012), taking into account not only the market failures, but also the risks associated with the failure of the governance structures.

5.5 Policies for Bioenergy Production

In order to simulate bioenergy production, governments are using different financial and fiscal incentives which need more careful economic assessment (Peters and Thielmann 2008, White et al. 2013). For instance, BEFSCI (2012) identified the following major incentives:

Transfers/Subsidies: Direct or indirect monetary support to farmers or other actors involved in biofuel production which serve as a safety net, for example Minimum support price program for *Jatropha* cultivators in India (Kumar et al. 2012, Raju et al. 2012).

Tax credits/ Fiscal Incentives: For instance, under Brazil’s Social Fuel Seals, biodiesel producers are given tax credits (BEFSCI 2012).

Grants: This is generally used to promote good practices in bioenergy production, foster research and development and encourage deployment of renewable technologies, for example, the US program of Sustainable Agriculture Research and Education (SARE) program.

Soft Loans: This instrument is used by several governments to promote biofuels, for example, the soft loan program of Thai government to incentivize rural farmers to start growing energy crops (APEC).

5.6 Coalitions, private-public partnerships, and development cooperation

The bioenergy value web involves multiple stakeholders. Sustainable bioenergy policy should consider the linkages, the objectives of these diverse actors, the incentives needed and ways of bringing them together for solving problems. Private-public-partnerships (PPPs) are critical in implementing incentives for innovative technologies. Political coalitions are needed for assuring sustainability of bioenergy, tackling the negative food security effects and assimilating technological innovations into the value webs. In this sense, in addition to international policies, there are different areas for policy interventions by local governments and for international cooperation. These include tackling capital constraints, barriers to entry, exit and growth, issues of intellectual property rights, skills; correcting market failures and creating conducive value webs, and demand management, entrepreneurship policies, and R&D and innovation policies, technological transfer, promoting S&T, regulating the global bioenergy trade, removing distortionary market policies, etc.

6 Conclusions

Modern bioenergy can offer multiple opportunities for sustainable development. However, bioenergy has complex linkages with food security, land and water use, and other economic activities of households. These linkages may result in complex tradeoffs and negative, including environmental, externalities. On the other hand, they may also offer opportunities for positive synergies.

Studying bioenergy development in a Water-Energy-Food Security Nexus framework can thus help us better understand its real opportunities and potential constraints. The present paper proposes such a Nexus-based analytical framework. This trans-disciplinary framework is considered to be more appropriate for analyzing jointly the multi-dimensional aspects of bioenergy, their inter-linkages and feedback mechanisms with other economic activities of households and communities, rather than looking into bioenergy development in isolation. Bioenergy development needs to be assessed from a systems perspective, including the broader energy system, the food and agriculture system, and the water use systems.

This conceptual framework can thus serve as guidance for empirical research to address the knowledge gaps with respect to the role of energy and specifically bioenergy and other renewable energy sources across the Nexus sectors. This involves firstly more extensive quantitative studies of the tradeoffs and synergies of bioenergy production with sustainable land management, water and food security by households and communities. Secondly, more research is also needed on evaluating the drivers and mechanisms of technical and institutional innovations in bioenergy development at household and community levels including institutional changes. Thirdly, the impacts of traditional use of bioenergy on health and labor productivity need to be identified. Moreover, bioenergy development is expected to have gender-differentiated effects which are not yet sufficiently analyzed. Finally, by accounting for the Nexus tradeoffs and synergies, this framework could contribute to developing enabling policies to catalyze modern bioenergy development among households and communities in developing countries.

References

- Ackom, E. K., Alemagi, D., Ackom, N. B., Minang, P. A., & Tchoundjeu, Z. (2013). Modern bioenergy from agricultural and forestry residues in Cameroon: Potential, challenges and the way forward. *Energy Policy*, 63, 101-113.
- Adams, P. W., Hammond, G. P., McManus, M. C., & Mezzullo, W. G. (2011). Barriers to and drivers for UK bioenergy development. *Renewable and Sustainable Energy Reviews*, 15(2), 1217-1227.
- Alexandratos N. (ed) (1995), World Agriculture: Towards 2010, A FAO Study, Food and Agriculture Organization of the United Nations, Rome.
- Anthoff, D., Hahn, R., (2010). Government failure and market failure: On the inefficiency of environmental and energy policy. *Oxford Review of Economic Policy* 26, 197-224.
- Antikainen, R., Tenhunen, J., Ilomäki, M., Mickwitz, P., Punttila, P., Puustinen, M., Seppälä, J., & Kauppi, L., 2007. Bioenergian tuotannon uudet haasteet Suomessa ja niiden ympäristönäkökohdat. Nykytilakatsaus. [Bioenergy production in Finland – new challenges and their environmental aspects. Current status.] Suomen ympäristökeskuksen raportteja 11/2007. Helsinki: Suomen ympäristökeskus. Retrieved from <http://www.ymparisto.fi/download.asp?contentid=70772&lan=fi>
- Arndt, C., Benfica, R., & Thurlow, J. (2011). Gender implications of biofuels expansion in Africa: the case of Mozambique. *World Development*, 39(9), 1649-1662.
- Arndt, C., Benfica, R., Tarp, F., Thurlow, J., & Uaiene, R. (2008). Biofuels, Poverty, and Growth. IFPRI discussion paper 00803. Washington, USA.
- Arndt, C., Pauw, K., and Thurlow, J., (2012). Biofuels and economic development: A computable general equilibrium analysis for Tanzania. *Energy Economics*, 34, 1922–1930.
- Arundel, A., & Sawaya, D. (2009). Biotechnologies in agriculture and related natural resources to 2015. *OECD Journal: General Papers*, 2009(3), 7-112.
- Banse, M., Van Meijl, H., Tabeau, A., and Woltjer, G., (2008). Will EU biofuel policies affect global agricultural markets?, *European Review of Agricultural Economics* 35(2), 117
- Barber, J. (2009). Photosynthetic energy conversion: natural and artificial. *Chemical Society Reviews*, 38(1), 185-196.
- Baumol, W. J., Oates, W. E. (1988). The theory of environmental policy. Cambridge University Press.
- Bazilian, M., Rogner, H., Howells, M., Hermann, S., Arent, D., Gielen, D., Steduto, P., Mueller, A., Komor, P., Tol, R. S. J. & Yumkella, K. K. (2011). Considering the energy, water and food nexus: Towards an integrated modelling approach. *Energy Policy*, 39(12), 7896-7906.
- Bazmi, A., Zahedi, G., Hashim, H., (2011). Progress and challenges in utilization of palm oil biomass as fuel for decentralized electricity generation. *Renewable and Sustainable Energy Reviews*, 15, 574–583.
- BEFSCI (2012). Policy Practices to promote good practices in Bioenergy feedstock production <http://www.fao.org/docrep/015/i2617e/i2617e00.pdf>, retrieved on 5th March 2014
- Beltramello, A., Haie-Fayle, L., Pilat, D., (2013). Why New Business Models Matter for Green Growth. OECD Green Growth Papers, 2013-01, OECD Publishing, Paris. doi:10.1787/5k97gk40v3ln-en
- Berndes, G. (2002). Bioenergy and water—the implications of large-scale bioenergy production for water use and supply. *Global environmental change*, 12(4), 253-271.
- Berndes, G., & Hansson, J. (2007). Bioenergy expansion in the EU: cost-effective climate change mitigation, employment creation and reduced dependency on imported fuels. *Energy Policy*, 35(12), 5965-5979.
- Berndes, G., Hoogwijk, M., & van den Broek, R. (2003). The contribution of biomass in the future global energy supply: a review of 17 studies. *Biomass and Bioenergy*, 25(1), 1-28.
- Berndes, G., Neil, B., Cowie, A., (2010). Bioenergy, land use change and climate change mitigation. IEA Bioenergy, Rotorua, New Zealand.

- BioÖkonomieRat (2009) Combine disciplines, improve parameters, seek out international partnerships. First recommendations for research into the bio-economy in Germany BÖR, Berlin. Available at http://biooekonomierat.de/fileadmin/Publikationen/Englisch/BOER_Recommendation02_research.pdf
- BioÖkonomieRat (2012) Sustainable use of Bioenergy. BÖR, Berlin. Available at <http://biooekonomierat.de/fileadmin/>
- Blazejczak, J., Braun, F. G., Edler, D., & Schill, W. P. (2011). Economic effects of renewable energy expansion: A model-based analysis for Germany (No. 1156). Discussion Papers, German Institute for Economic Research, DIW Berlin.
- BMU - German Federal Ministry of the Environment, Nature Conservation and Nuclear Safety (2012). Renewable Energy sources in figures. Report for 2012. Berlin.
- Bogardi, J. J., Dudgeon, D., Lawford, R., Flinkerbusch, E., Meyn, A., Pahl-Wostl, C., ... & Vörösmarty, C. (2012). Water security for a planet under pressure: interconnected challenges of a changing world call for sustainable solutions. *Current Opinion in Environmental Sustainability*, 4(1), 35-43.
- Bouët, A., Dimaranan, B. V., Valin, H., (2010). Modeling the global trade and environmental impacts of biofuel policies, IFPRI Discussion Paper (01018), International Food Policy Research Institute.
- Britz, W. and T. W. Hertel (2011). "Impacts of EU biofuels directives on global markets and EU environmental quality: An integrated PE, global CGE analysis." *Agriculture, Ecosystems & Environment* 142(1): 102-109.
- Bryngelsson, D. K., and Lindgren, K. (2013). Why large-scale bioenergy production on marginal land is unfeasible: A conceptual partial equilibrium analysis. *Energy Policy*, 55, 454-466.
- Bürger, V. (2010). Quantifizierung und Systematisierung der technischen und verhaltensbedingten Stromeinsparpotenziale der deutschen Privathaushalte. *Zeitschrift für Energiewirtschaft*, 34(1), 47-59.
- Carole, M., Pellegrino, J., Paster, M., 2004. Opportunities in the industrial biobased products industry. *Applied Biochemistry and Biotechnology* 113–116, 872–885.
- Chakrabarty, S., Boksh, M., Chakraborty, A., 2013. Economic viability of biogas and green self-employment opportunities. *Renewable and Sustainable Energy Reviews*, 28, 757–766.
- Chaurey, A., Ranganathan, M., & Mohanty, P. (2004). Electricity access for geographically disadvantaged rural communities—technology and policy insights. *Energy policy*, 32(15), 1693-1705.
- Chen, X., Huang, H., Khanna, M., Önal, H., Dec. (2011). Meeting the Mandate for Biofuels. NBER Working Paper 16697, pp. 1–60.
- Chen, Y., Yang, G., Sweeney, S., & Feng, Y. (2010). Household biogas use in rural China: a study of opportunities and constraints. *Renewable and Sustainable Energy Reviews*, 14(1), 545-549.
- Chmutinaa, K., Wiersma, B., Goodiera, C., Devine, P., (2014). Concern or compliance? Drivers of urban decentralised energy initiatives. *Sustainable Cities and Society*, 10, 122–129.
- Ciaian, P., Kancs, A., Rajcaniova, M. (2013). Bioenergy and Global Land Use Change. LICOS Discussion Paper Series, Discussion Paper 336/2013.
- Ciaian, P., and Kancs, D. A. (2011). Interdependencies in the energy–bioenergy–food price systems: A cointegration analysis. *Resource and Energy Economics*, 33(1), 326-348.
- COM (2005). Biomass Action Plan. Commission of the European Communities, Brüssel.
- Costello, R., & Finnell, J. (1998). Institutional opportunities and constraints to biomass development. *Biomass and Bioenergy*, 15(3), 201-204.
- Cotual, L., Finnegan, L., Acqueen, D. (2011). Biomass Energy: Another driver of land acquisition, International Institute for Environment and Development. [Online]. Available at: <http://pubs.iied.org/17098IIED.html> [referred on October 19, 2013].
- CRGE, (2011) Ethiopia's Climate Resilient Green Economy: Green Economy Strategy. Addis Ababa, Ethiopia.
- Dasappa, S. (2011). Potential of biomass energy for electricity generation in sub-Saharan Africa. *Energy for Sustainable Development*, 15(3), 203-213.

- De Fraiture, C., Giordano, M., & Liao, Y. (2008). Biofuels and implications for agricultural water use: blue impacts of green energy. *Water Policy*, 10.
- Demirbas, A. (2009). Biofuels securing the planet's future energy needs. *Energy Conversion and Management*, 50(9), 2239-2249.
- Demirbas, A., (2010). Use of algae as biofuel sources. *Energy Conversion and Management*, 51, 2738–2749.
- Demirbas, M. F., Balat, M., & Balat, H. (2009). Potential contribution of biomass to the sustainable energy development. *Energy Conversion and Management*, 50(7), 1746-1760.
- Dominguez-Faus, R., Powers, S. E., Burken, J. G., & Alvarez, P. J. (2009). The water footprint of biofuels: A drink or drive issue?. *Environmental Science & Technology*, 43(9), 3005-3010.
- Don, A., Osborne, B., Hastings, A., Skiba, U., Carter, M. S., Drewer, J., ... & Zenone, T. (2012). Land-use change to bioenergy production in Europe: implications for the greenhouse gas balance and soil carbon. *Gcb Bioenergy*, 4(4), 372-391.
- Dornburg, V., van Vuuren, D., van de Ven, G., Langeveld, H., Meeusen, M., Banse, M., ... & Faaij, A. (2010). Bioenergy revisited: key factors in global potentials of bioenergy. *Energy & Environmental Science*, 3(3), 258-267.
- Driesen, J., & Belmans, R. (2005). Distributed Generation in Future Grids: Will “Energy Islands” Become a Reality?. *Electrical Power Quality and Utilisation, Magazine*, 1(1).
- Duflo, E., Greenstone, M., & Hanna, R. (2008). Indoor air pollution, health and economic well-being. *SAPI EN. S. Surveys and Perspectives Integrating Environment and Society*, (1.1).
- Edmonds, J. A., Calvin, K. V., Clarke, L. E., Janetos, A. C., Kim, S. H., Wise, M. A., & McJeon, H. C. (2012). Integrated Assessment Modeling. In *Climate Change Modeling Methodology* (pp. 169-209). Springer New York.
- Edwards, R., Mulligan, D., Marelli, L., (2010). Indirect land use change from increased biofuels demand: Comparison of models and results for marginal biofuels production from different feedstock. JRC Scientific and Technical Reports, European Union, Luxembourg.
- EIA, (2013). US energy information administration (available at: <http://www.eia.gov/tools/faqs/faq.cfm?id=927&t=4>)
- EPI (2013). Data center. http://www.earth-policy.org/?/data_center/C23/, accessed at 06/01/2014
- ETBTC (2011). “Biofuels and bioenergy in India”, European Business and Technology Centre, http://www.ebtc.eu/pdf/111031_SNA_Snapshot_Biofuels-and-Bio-energy-in-India.pdf referred on 09-02-2014
- Evans, A., Strezov, V., & Evans, T. J. (2010). Sustainability considerations for electricity generation from biomass. *Renewable and Sustainable Energy Reviews*, 14(5), 1419-1427.
- Ewing, M., and Msangi, S. (2009). Biofuels production in developing countries: assessing tradeoffs in welfare and food security. *Environmental Science & Policy*, 12(4), 520-528.
- Ezzati, M., and Kammen, D. M. (2002). The health impacts of exposure to indoor air pollution from solid fuels in developing countries: knowledge, gaps, and data needs. *Environmental health perspectives*, 110(11), 1057.
- FAO, (2013). Biofuels and the sustainability challenge: A global assessment of sustainability issues, trends and policies for biofuels and related feedstock. Rome, Italy.
- FAOSTAT, (2011). ForestSTAT. Rome, Italy: Food and Agriculture Organization of the United Nations; 2011. <http://faostat.fao.org/site/626/default.aspx#ancor> [accessed 29.10.2013].
- Fargione, J., Hill, J., Tilman, D., Polasky, S., & Hawthorne, P. (2008). Land clearing and the biofuel carbon debt. *Science*, 319(5867), 1235-1238.
- Feng, T., Cheng, S., Min, Q., & Li, W. (2009). Productive use of bioenergy for rural household in ecological fragile area, Panam County, Tibet in China: The case of the residential biogas model. *Renewable and Sustainable Energy Reviews*, 13(8), 2070-2078.

- Fitzherbert, E. B., Struebig, M. J., Morel, A., Danielsen, F., Brühl, C. A., Donald, P. F., & Phalan, B. (2008). How will oil palm expansion affect biodiversity?. *Trends in ecology & evolution*, 23(10), 538-545.
- Fritsche, R., Sims, R., Monti, A., (2010). Direct and indirect land-use competition issues for energy crops and their sustainable production – an overview. *Biofuels, Bioproducts and Biorefining* 4, 692–704.
- Fritsche, U.R.,Hunecke, K.,Hermann, A., Schulze, F., Wiegmann,K., (2006). Sustainability Standards for Bioenergy. WWFGermany.
- Furman, L., Porter, E., Stern, S., 2002. The determinants of national innovative capacity. *Research Policy*31, 899-933.
- GBEP, (2008). A review of the current state of bioenergy development in G8 +5 countries. FAO, Global Bioenergy Partnership (GBEP), Rome.
- Gebreegiabher, Z., Mekonnen, A., Ferede, T., Guta, F., Levin, J., Köhlin, G., Alemu, T., and Bohlin, L., (2013). The Distributive Effect and Food Security Implications of Biofuels Investment in 193 Ethiopia: A CGE Analysis. Environment for Development Discussion Paper Series (Efd) DP 13-02. Geneva:World Health Organization, 1435–1493.
- Gerber, N., (2008). Bioenergy and Rural Development in Developing Countries: A Review of Existing Studies. ZEF – Discussion Papers on Development Policy Bonn, June 2008.
- Goldemberg, J. (1998). Leapfrog energy technologies. *Energy Policy*, 26(10), 729-741.
- Goldenberg, J., & Johansson, T. B. (2004). World Energy Assessment Overview: 2004 Update. *UNDP, New York*, 28.
- Grid Ardental (2012). A center collaborating with UNEP.. retrieved on 12th March 2014, http://www.grida.no/graphicslib/detail/biofuels-in-china-crop-production-and-water-scarcity_defb,
- GTP (2010). The Growth and Transformation Plan (GTP) of Ethiopia. Ministry of Finance and Economic Development of Ethiopia. Addis Ababa.
- Guta, D., (2012). Assessment of Biomass fuel resource potential and Utilization in Ethiopia: Sourcing strategies for renewable energies. *International Journal of Renewable Energy Research*, 2 (1): 132-139.
- Han, J., Mol, A. P., Lu, Y., & Zhang, L. (2008). Small-scale bioenergy projects in rural China: Lessons to be learnt. *Energy policy*, 36(6), 2154-2162.
- Harvey, M., & Pilgrim, S. (2011). The new competition for land: Food, energy, and climate change. *Food Policy*, 36, S40-S51.
- Harvey, M., & Pilgrim, S. (2011). The new competition for land: food, energy, and climate change. *Food Policy*, 36, S40-S51.
- Heaton, E., Voigt, T., & Long, S. P. (2004). A quantitative review comparing the yields of two candidate C4 perennial biomass crops in relation to nitrogen, temperature and water. *Biomass and Bioenergy*, 27(1), 21-30.
- Hellpap (2013). How can international cooperation contribute to Sustainable Energy for All. Global Conference “Rural Energy Access: A Nexus Approach to Sustainable Development and Poverty Eradication”. Addis Ababa, Ethiopia, on 4-6 December 2013.
- Heltberg, R. (2004). Fuel switching: evidence from eight developing countries. *Energy Economics*, 26(5), 869-887.
- Hertel, T. W., Tyner, W. E., & Birur, D. K. (2008). Biofuels for all? Understanding the global impacts of multinational mandates. In *GTAP Conference Paper, Helsinki*.
- Hertel, T., Golub, A., Jones, A., OHare, M., Plevin, R., Kammen, D., (2010), Effects of US Maize Ethanol on Global Land Use and Greenhouse Gas Emissions: Estimating Market-mediated Responses, *BioScience* 60, 223-231.
- Hillring, B. (2002). Rural development and bioenergy—experiences from 20 years of development in Sweden. *Biomass and Bioenergy*, 23(6), 443-451.
- Hira, A., Guilherme de Oliveira, L., 2009. No substitute for oil? How Brazil developed its ethanol industry *Energy Policy*37,2450–2456.

- Hoff, H. (2011). Understanding the Nexus. Background Paper for the Bonn2011 Conference: The Water, Energy and Food Security Nexus. *Stockholm Environment Institute, Stockholm*.
- Hoogwijk, M., 2004. On the Global and Regional Potential of Renewable Energy Sources, Ph.D. Thesis, Utrecht University, Utrecht, the Netherlands.
- Höök, M., & Tang, X. (2013). Depletion of fossil fuels and anthropogenic climate change—A review. *Energy Policy*, 52, 797-809.
- Hosier, R. H., & Dowd, J. (1987). Household fuel choice in Zimbabwe: an empirical test of the energy ladder hypothesis. *Resources and Energy*, 9(4), 347-361.
- IAE, I. (2008). *Key world energy statistics*. Technical report, International energy agency.
- IEA Bioenergy (2007). Potential Contribution of Bioenergy to the World's Future Energy Demand. IEA BIOENERGY: EXCO02, Paris, France.
- IEA Bioenergy (2013). Biorefineries: Co-production of Fuels, Chemicals, Power and Materials from Biomass. Final Task Report, Triennium 2010-2012, Cape Town, South Africa.
- IEA Bioenergy, (2013) People relying on traditional use of biomass for cooking in 2011 IEA, World Energy Outlook 2013 (available at: <http://www.worldenergyoutlook.org/resources>)
- IEA, (20089) Energy Balance for Ethiopia (accessible at: http://www.iea.org/STATS/balancetable.asp?COUNTRY_CODE=ET accessed on 18/02/2014)
- IEA, (2012)b. Technology Roadmap Bioenergy for Heat and Power. OECD/IEA, Paris, France.
- IEA, 2011, Renewables Information 2011, OECD/IEA, Paris, France.
- IEA, 2011. Energy for All: Financing Energy Access for the Poor. Special Early Report on the World Energy Outlook 2011. Available at: http://www.iea.org/papers/2011/weo2011_energy_for_all.pdf
- Iiyama, M., Newman, D., Munster, C., Nyabenge, M., Sileshi, G. W., Moraa, V., ... & Jamnadass, R. (2013). Productivity of *Jatropha curcas* under smallholder farm conditions in Kenya. *Agroforestry systems*, 87(4), 729-746.
- International Land Coalition (ILC), (2013). Commercial Pressures on Land: Increasing Commercial Pressures on Land in the Face of Poverty Reduction: Threat or Opportunity? <http://www.landcoalition.org/cpl>.
- Jaeger, W., and Egelkraut, T., (2011). Biofuel economics in a setting of multiple objectives and unintended consequences. *Renewable and Sustainable Energy Reviews*, 15, 4320– 4333.
- Junginger, M., Bokesjø, T., Bradley, D., Dolzan, P., Faaij, A., Heinimo, J., Hektor, B., Leistad, Ø., Ling, E., Perry, M., Piacente, E., Rosillo-Calle, F., Ryckmans, Y., Schouwenberg, P., Solberg, B., Trømborg, E., da Silva Walter, A., de Wit, M., (2008). Developments in International Bioenergy Trade. *Biomass and Bioenergy*32, (8), 717-729.
- Kagan, J. (2010). Third and Fourth Generation Biofuels: Technologies, Markets and Economics Through 2015.
- Kanagawa, M., & Nakata, T. (2007). Analysis of the energy access improvement and its socio-economic impacts in rural areas of developing countries. *Ecological Economics*, 62(2), 319-329.
- Kartha, S., & Leach, G. (2001). Using modern bioenergy to reduce rural poverty. *Stockholm Environment Institute*.
- Kaygusuz, K. (2010). Climate change and biomass energy for sustainability. *Energy Sources, Part B: Economics, Planning, and Policy*, 5(2), 133-146.
- Khanna, M., Zilberman, D. & Crago, C. (2012). Modeling Land Use Change with Biofuels. *Oxford Handbook of Land Economics*.
- Ki-Moon, B. (2011). Sustainable Energy for all. A Vision Statement. New York, United Nations.
- Kircher, M. (2012). The transition to a bio-economy: national perspectives. *Biofuels, Bioproducts and Biorefining*, 6(3), 240-245.
- Kitio (2013). Energy and Water Nexus Opportunities and technical solutions to address poor access to water and energy through better understanding of the water & energy nexus. Global Conference “Rural Energy

- Access: A Nexus Approach to Sustainable Development and Poverty Eradication". Addis Ababa, Ethiopia, on 4-6 December 2013.
- Koh, L. P. (2007). Potential habitat and biodiversity losses from intensified biodiesel feedstock production. *Conservation Biology*, 21(5), 1373-1375.
- Koh, L. P., & Ghazoul, J. (2008). Biofuels, biodiversity, and people: understanding the conflicts and finding opportunities. *Biological conservation*, 141(10), 2450-2460.
- Kowsari, R., & Zerriffi, H. (2011). Three dimensional energy profile:: A conceptual framework for assessing household energy use. *Energy Policy*, 39(12), 7505-7517.
- Kumar, S., Chaube, A., & Kumar Jain, S. (2012). Critical review of jatropha biodiesel promotion policies in India. *Energy Policy*, 41, 775-781.
- Lamers, P., Hamelinck, C., Junginger, M., Faaij, A., (2011). International Bioenergy Trade—A Review of Past Developments in the Liquid Biofuel Market. *Renewable and Sustainable Energy Reviews*15, 2655-2676.
- Lamers, P., Junginger, M., Hamelinck, C., Faaij, A., (2012). Developments in international solid biofuel trade – an analysis of volumes, policies, and market factors. *Renewable and Sustainable Energy Reviews*16, 3176– 3199.
- Lange, M., (2011). The GHG balance of biofuels taking into account land use change. *Energy Policy* 39, 2373-2385.
- Lauri, P., Havlík, P., Kindermann, G., Forsell, N., Böttcher, H., Obersteiner, M., (2014). Woody biomass energy potential in 2050. *Energy Policy*, 66, 19–31.
- Lehmann, P., Creutzig, F., Ehlers, H., Friedrichsen, N., Heuson, C., Hirth, L., Pietzcker, R., (2012). Carbon lock-out: Advancing renewable energy policy in europe. *Energies* 5, 323-354.
- Lim, W. Y., & Seow, A. (2012). Biomass fuels and lung cancer. *Respirology*, 17(1), 20-31.
- Lapola, D. M., et al. (2010). "Indirect land-use changes can overcome carbon savings from biofuels in Brazil." *Proceedings of the National Academy of Sciences* 107(8): 3388-3393.
- Luderer, G., Krey, V., Calvin, K., Merrick, J., Mima, S., Pietzcker, R., ... & Wada, K. (2013). The role of renewable energy in climate stabilization: results from the EMF27 scenarios. *Climatic Change*, 1-15.
- Lutzenhiser, L. (1993). Social and behavioral aspects of energy use. *Annual Review of Energy and the Environment*, 18(1), 247-289.
- Lynd, R., Laser, S., Bransby, D., Dale, E., Davison, B., Hamilton, R., Himmel, M., Keller, M., McMillan, M., Sheehan, J., Wyman, C., 2008. How Biotech Can Transform Biofuels. *Nature Biotechnology* 26, 169 – 172, doi: 10.1038/nbt0208-169
- Lynd, R., Laser, S., Bransby, D., Dale, E., Davison, B., Hamilton, R., Himmel, M., Keller, M., McMillan, M., Sheehan, J., Wyman, C., (2008). How Biotech Can Transform Biofuels. *Nature Biotechnology* 26, 169 – 172, doi: 10.1038/nbt0208-169
- Maltsoglou, I., Koizumi, T., & Felix, E. (2013). The status of bioenergy development in developing countries. *Global Food Security*, 2(2), 104-109.
- Mangoyana, R., and Smith, T.. (2011). Decentralized bioenergy systems: A review of opportunities and threats. *Energy Policy*, 39, 1286–1295.
- Marcotullio, P. J., & Schulz, N. B. (2007). Comparison of energy transitions in the United States and developing and industrializing economies. *World Development*, 35(10), 1650-1683.
- Masera, O. R., & Navia, J. (1997). Fuel switching or multiple cooking fuels? Understanding inter-fuel substitution patterns in rural Mexican households. *Biomass and Bioenergy*, 12(5), 347-361.
- Matondi, P. B., Havnevik, K., & Beyene, A. (2011). *Biofuels, land grabbing and food security in Africa*. Zed Books.
- Mitchell, D., (2008). A note on rising food prices. Policy Research Working Paper 4682. The World Bank, Washington, D.C.
- Mohammed, Y., Mokhtar, A., Bashir, N., and Saidur, R., (2013). An overview of agricultural biomass for decentralized rural energy in Ghana. *Renewable and Sustainable Energy Reviews*, 20, 15–22.

- MoWE, (2014). Brief description of the ministry of water and energy under section of energy development. (Available at <http://www.mowr.gov.et/index.php?pagenum=1.1> accessed on 29/01/2014)
- Murphy, J. T. (2001). Making the energy transition in rural East Africa: Is leapfrogging an alternative?. *Technological Forecasting and Social Change*, 68(2), 173-193.
- Nankhuni, F. J., & Findeis, J. L. (2004). Natural resource-collection work and children's schooling in Malawi. *Agricultural Economics*, 31(2-3), 123-134.
- Naylor, R. L., Liska, A. J., Burke, M. B., Falcon, W. P., Gaskell, J. C., Rozelle, S. D., & Cassman, K. G. (2007). The ripple effect: biofuels, food security, and the environment. *Environment: Science and Policy for Sustainable Development*, 49(9), 30-43.
- Nkonya, E., Srinivasan, R., Anderson, W., and Kato, E. (2014). Assessing the economic benefits of sustainable land management (SLM) practices in Bhutan. IFPRI, Washington, USA.
- NREL, 2013. International Trade of Biofuels. NREL/BR-6A20-56792
- OECD, 2012. The bioeconomy to 2030: designing a policy agenda. The Organisation for Economic Cooperation and Development (<http://www.oecd.org/futures/bioeconomy/2030> accessed on 18/10/2013).
- OECD-FAO Agricultural Outlook, 2011a. Evolution of Global Ethanol Production by Feedstocks Used (<http://dx.doi.org/10.1787/888932426562>). Organisation for Economic Co-operation and Development; 2011.
- OECD-FAO Agricultural Outlook, 2011b, Evolution of Global Biodiesel Production by Feedstocks Used (<http://dx.doi.org/10.1787/888932426581>), Organization for Economic Co-operation and Development; 2011.
- OECD-FAO Agricultural Outlook, 2011bd, Development of the World Ethanol Market. (<http://dx.doi.org/10.1787/888932426467>).
- OECD-FAO Agricultural Outlook, 2011qc. Development of the World Biodiesel Market (<http://dx.doi.org/10.1787/888932426486>).
- Openshaw, K. (2010). Biomass energy: Employment generation and its contribution to poverty alleviation. *Biomass and bioenergy*, 34(3), 365-378.
- Pacala, S., & Socolow, R. (2004). Stabilization wedges: solving the climate problem for the next 50 years with current technologies. *Science*, 305(5686), 968-972.
- Palit, D., Malhotra, R, Kumar, A., (2011). Sustainable model for financial viability of decentralized biomass gasifier based power projects. *Energy Policy*, 39, 4893–4901.
- Parikka, M. (2004). Global biomass fuel resources. *Biomass and Bioenergy*, 27(6), 613-620.
- Peidong, Z., Yanli, Y., Yongsheng, T., Xutong, Y., Yongkai, Z., Yonghong, Z., & Lisheng, W. (2009). Bioenergy industries development in China: Dilemma and solution. *Renewable and sustainable energy reviews*, 13(9), 2571-2579.
- Peters, J., & Thielmann, S. (2008). Promoting biofuels: Implications for developing countries. *Energy Policy*, 36(4), 1538-1544.
- Pickett, J., Anderson, D., Bowles, D., Bridgwater, T., Jarvis, P., Mortimer, N., Poliakoff, M., Woods, J., (2008). Sustainable Biofuels: Prospects and Challenges. The Royal Society, London, UK.
- Piet, S. J. (1986). Approaches to achieving inherently safe fusion power plants. *Fusion Technol*, 10(7), 10.
- Purkus, A., Gawel, E., Thrän, D., (2012). Bioenergy governance between market and government failures: A new institutional economics perspective. UFZ Discussion Papers Departments of Economics and Bioenergy 13/2012.
- Rajagopal, D., Sexton, S. E., Roland-Holst, D., & Zilberman, D. (2007). Challenge of biofuel: filling the tank without emptying the stomach? *Environmental Research Letters*, 2(4).
- Raju, S. S., Parappurathu, S., Chand, R., Joshi, P. K., Kumar, P., & Msangi, S., (2012). Biofuels in India: Potential, Policy and Emerging Paradigms. Policy Paper No. 27. National Centre for Agricultural

- Economics and Policy Research. New Delhi-110 012.
http://www.ncap.res.in/upload_files/policy_paper/pp27.pdf referred on 09-02-2014
- Rathmann, R., Szklo, A., & Schaeffer, R. (2010). Land use competition for production of food and liquid biofuels: An analysis of the arguments in the current debate. *Renewable Energy*, 35(1), 14-22.
- REEEP, (2012). REEGLE Ethiopia Country Profile. Available at: <http://www.reegle.info/countries/ethiopia-energy-profile/ET>.
- Rehfuess, E., Mehta, S., & Prüss-Üstün, A. (2005). Assessing household solid fuel use: multiple implications for the Millennium Development Goals. *Environmental health perspectives*, 114(3), 373-378.
- Rehfuess, E., Mehta, S., & Prüss-Üstün, A. (2006). Assessing household solid fuel use: multiple implications for the Millennium Development Goals. *Environmental health perspectives*, 373-378.
- REN21, (2011). Renewables 2011 Global Status Report. Renewable Energy Policy Network for the 21st Century (REN21), Paris.
- Reuters, (2008). Bad policy, not biofuel, drive food prices: Merkel. Reuters, <http://www.reuters.com/article/idUSKRA45973520080424>.
- Ringler, C., Bhaduri, A., & Lawford, R. (2013). The nexus across water, energy, land and food (WELF): potential for improved resource use efficiency?. *Current Opinion in Environmental Sustainability*, 5(6), 617-624.
- Rosegrant, M. W. (2008). Biofuels and grain prices: impacts and policy responses. Washington DC, USA: International Food Policy Research Institute.
- Rosegrant, M. W., Zhu, T., Msangi, S., & Sulser, T. (2008). Global scenarios for biofuels: impacts and implications. *Applied Economic Perspectives and Policy*, 30(3), 495-505.
- Sawyer, D. (2008). Climate change, biofuels and ecosocial impacts in the Brazilian Amazon and Cerrado. *Phil Trans Royal Soc B: Biological Sciences*. 363: 1747-1752
- Searchinger, T., Heimlich, R., Houghton, A., Dong, F., Elobeid, A., Fabiosa, J., Tokgoz, S., Hayes, D., Yu, H., (2008). Use of US croplands for biofuels increases greenhouse gases through emissions from land-use change. *Science* 319: 1238-40.
- Semere, T., Slater, F., (2007). Ground Flora, Small Mammal and Bird Species Diversity in Miscanthus (*Miscanthus giganteus*) and Reed Canary-grass (*Phalaris Arundinacea*) Fields. *Biomass and Bioenergy* 31: 20-29.
- Sherrington, C., Bartley, J., Moran, D., (2008). Farm-level constraints on the domestic supply of perennial energy crops in the UK. *Energy Policy*, 36, 2504-2512.
- Slade, R., Bauen, A., & Shah, N. (2009). The commercial performance of cellulosic ethanol supply-chains in Europe. *Biotechnol Biofuels*, 2(3), 1-20.
- Slade, R., Saunders, R., Gross, R., Bauen, A., (2011). Energy from biomass: the size of the global resource. Imperial College Centre for Energy Policy and Technology and UK Energy Research Centre, London.
- Smeets, E., Faaij, A., Lewandowski, I. (2007). A Quick scan of Global Bioenergy Potentials to 2050. Bottom-Up Scenario Analysis of Regional Biomass Production and Export Potentials, Fair Biotrade Project, Utrecht University.
- Smith, K.R., Mehta, S., Maeusezahl-Feuz M. (2004). Indoor air pollution from household use of solid fuels. In: Comparative Quantification of Health Risks: Global and Regional Burden of Disease Attributable to Selected Major Risk Factors (Ezzati M, Lopez AD, Rodgers A, Murray CJL, eds).
- Stegen, K., & Seel, M. (2013). The winds of change: How wind firms assess Germany's energy transition. *Energy Policy*, 61, 1481-1489.
- Stehfest, E., Ros, J., & Bouwman, L. (2010). Indirect effects of biofuels: intensification of agricultural production. Netherlands Environmental Assessment Agency (PBL), Bilthoven.
- Steinbuks, J., Hertel, T., (2012). The Optimal Allocation of Global Land Use in the Food-Energy-Environment Trilemma. Working Paper No. 12-01.

- Sterner, M. (2009). Bioenergy and renewable power methane in integrated 100% renewable energy systems: Limiting global warming by transforming energy systems (Vol. 14). kassel university press GmbH.
- Sterner, M., Fritsche, U., (2011). Greenhouse gas balances and mitigation costs of 70 modern Germany-focused and 4 traditional biomass pathways including land-use change effects. *Biomass and Bioenergy* 35, 4797-4814.
- Tyner, W.E., Taheripour, F., Zhuang, Q., Birur, D., Baldos, U., (2010). Land-use changes and Consequent CO2 Emissions due to US Corn Ethanol Production: A Comprehensive Analysis, Purdue University: West Lafayette.
- UN (2013). World Population Prospects: The 2012 Revision. United Nations, Department of Economic and Social Affairs, Population Division
- UN Millennium Project (2005). Investing in Development: A Practical Plan to achieve the Millennium Development Goals. Overview. United Nations Development Programme, New York.
- UNEP , (2011), Towards a Green Economy: Pathways to Sustainable Development and Poverty Eradication - A Synthesis for Policy Makers, (available at: www.unep.org/greeneconomy accessed on 25/10/2013)
- van Wey, L. (2009). Social and distributional impacts of biofuel production. 2009) op cit. A recent literature review of, 1.
- Virchow D, Denich M, Kuhn A, Beuchelt T. (2014). The Biomass-based Value Web as a Novel Perspective on the Increasingly Complex African Agro-food Sector. Tropentag, September 17-19, 2014, Prague, Czech Republic, "Bridging the gap between increasing knowledge and decreasing resources".
- von Braun, J. (2007). The world food situation: new driving forces and required actions. Intl Food Policy Res Inst.
- von Braun, J. (2012). Access to Food, Access to Life: Food Security and Bio-economy. *Linking Science to Society*, 3237.
- von Braun, J., Ahmed, A., Asenso-Okyere, K., Fan, S., Gulati, A., Hoddinott, J., Pandya-Lorch, L., Rosegrant, M., Ruel, m., Torero, M., van Rheenen, T., von Grebmer, K., (2008). High Food Prices: The What, Who, and How of Proposed Policy Actions. International food policy research institute (IFPRI)
- von Braun, J., Pachauri, K., 2006. The Promises and Challenges of Biofuels for the Poor in Developing Countries. IFPRI, Washington D.C.
- von Braun, J., (2007). The World Food Situation. New driving forces and required action, Woshington, DC: International Food Policy Research Institute.
- von Braun, J., (2007). The World Food Situation. New driving forces and required action, Washington, DC: International Food Policy Research Institute.
- von Braun, J., (2008). Rising Food Prices: What Should be Done? International Food Policy Research Institute, Washington DC, USA
- von Braun, J., (2008). Rising Food Prices: What Should be Done? International Food Policy Research Institute, Washington DC, USA
- von Braun, J., (2013). Bioeconomy – science and technology policy for agricultural development and food security. Paper presented at Festschrift seminar in honor of Per Pinstrup-Andersen on "New directions in the fight against hunger and malnutrition". Cornell University, Dec. 13th, 2013.
- von Braun, J., Meinzen-Dick R., (2009). Land grabbing for foreign investors in developing countries: Risks and opportunities. International Food and Policy Research Institute, IFPRI Policy Brief 13 (2009).
- von Braun, J., Meinzen-Dick R., (2009). Land grabbing for foreign investors in developing countries: Risks and opportunities. International Food and Policy Research Institute, IFPRI Policy Brief 13 (2009).
- Von von Maltitz, G., & Staffor, W. (2011). Assessing opportunities and constraints for biofuel development in sub-Saharan Africa. CIFOR.
- Wang, Q., Tian, Z., (2011). Biofuels and the Policy Implications for China. *Asian Pacific Economic Literature* 25 161-168.

- Warner, E., Inman, D., Kunstman, B., Bush, B., Vimmerstedt, L., Peterson, S., Macknick, J. & Zhang, Y. (2013). ModelingModelling biofuel expansion effects on land use change dynamics. *Environmental Research Letters*, 8(1), 015003.
- Wendimu, M., (2013). Jatropha Potential on Marginal Land in Ethiopia: Reality or Myth?.IFRO Working Paper 2013 /17.
- Wesseler, J., Spielman, D., Demont, M., (2010). The Future of Governance in the Global Bioeconomy: Policy, Regulation, and Investment Challenges for the Biotechnology and Bioenergy Sectors. *AgBioForum*, 13(4): 288-290.
- White, W., Lunnan, A., Nybakk, E., & Kulisic, B. (2013). The role of governments in renewable energy: The importance of policy consistency. *Biomass and Bioenergy*, 57, 97-105.
- WHO (2002). The World health report: 2002: Reducing the risks, promoting healthy life. Geneva.
- Wicke, B., Smeets, E., Watson, H., & Faaij, A. (2011). The current bioenergy production potential of semi-arid and arid regions in sub-Saharan Africa. *Biomass and bioenergy*, 35(7), 2773-2786.
- Wilkinson, P., Smith, K. R., Davies, M., Adair, H., Armstrong, B. G., Barrett, M., ... & Chalabi, Z. (2009). Public health benefits of strategies to reduce greenhouse-gas emissions: household energy. *The Lancet*, 374(9705), 1917-1929.
- Wüstenhagen, R., Wolsink, M., & Bürer, M. J. (2007). Social acceptance of renewable energy innovation: An introduction to the concept. *Energy policy*, 35(5), 2683-2691.

Annex 1. Figures and Tables

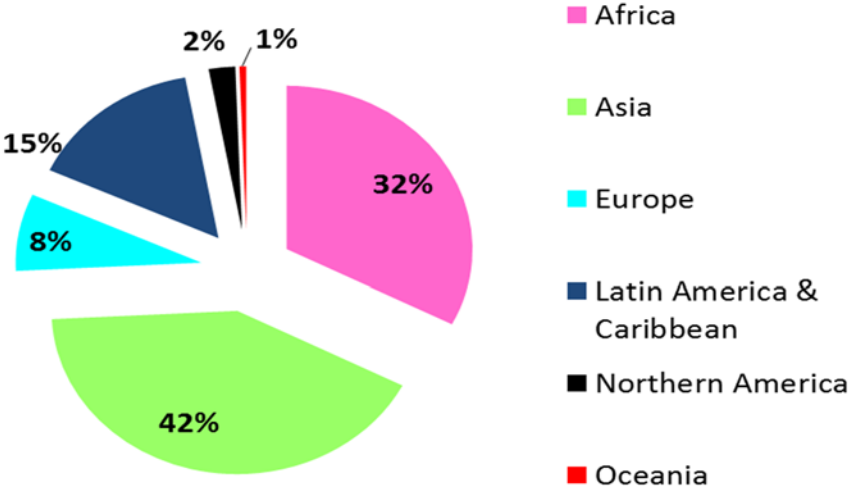


Figure A- 1. The share of continents in fuel wood production in 2009 (in mln m3)

Source: FAOSTAT (2011)

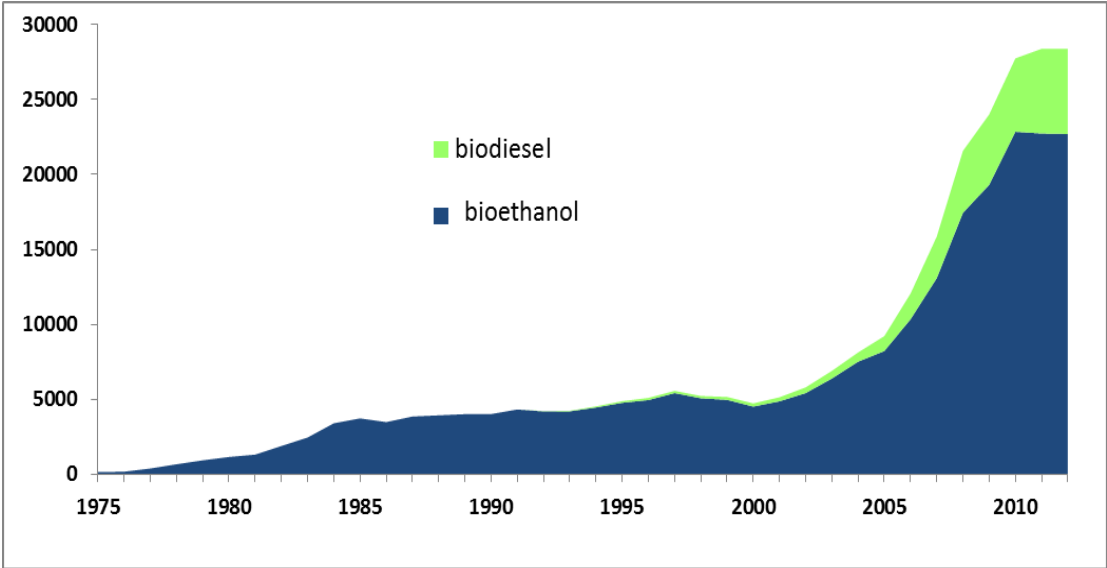


Figure A- 2. Trend in world bioethanol and biodiesel production (in mln gallons per year)

Source: Compiled from EPI (2013)

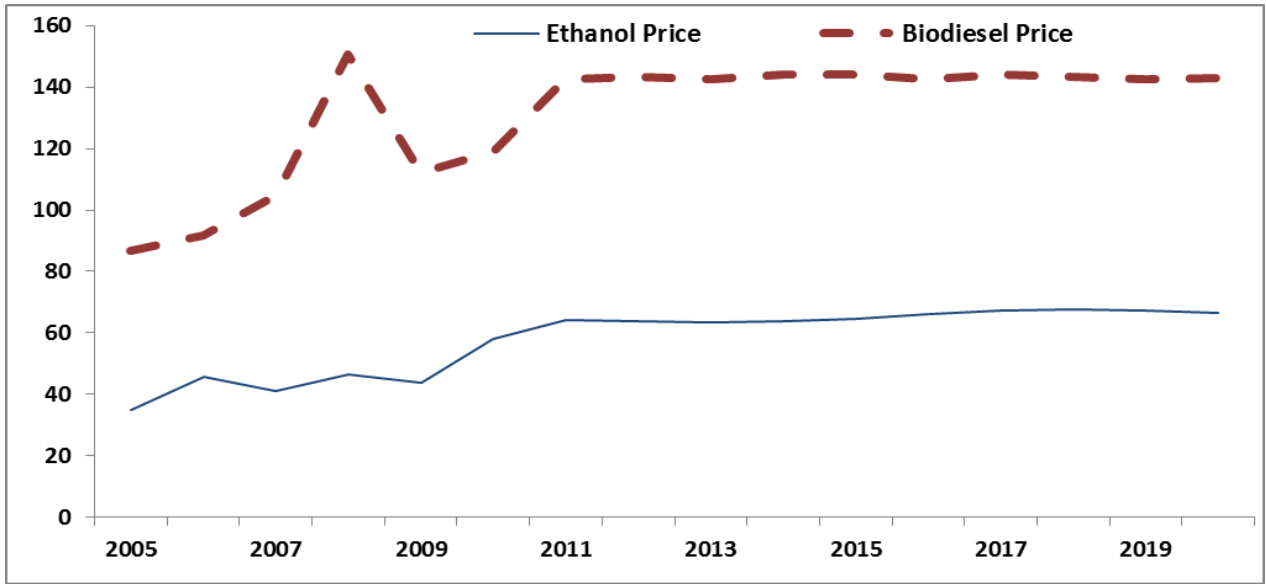


Figure A- 3. The international bioethanol and biodiesel price trends and projections (2005-2020), USD per barrel

Source: OECD-FAO Agricultural Outlook 2011a and OECD-FAO Agricultural Outlook 2011b

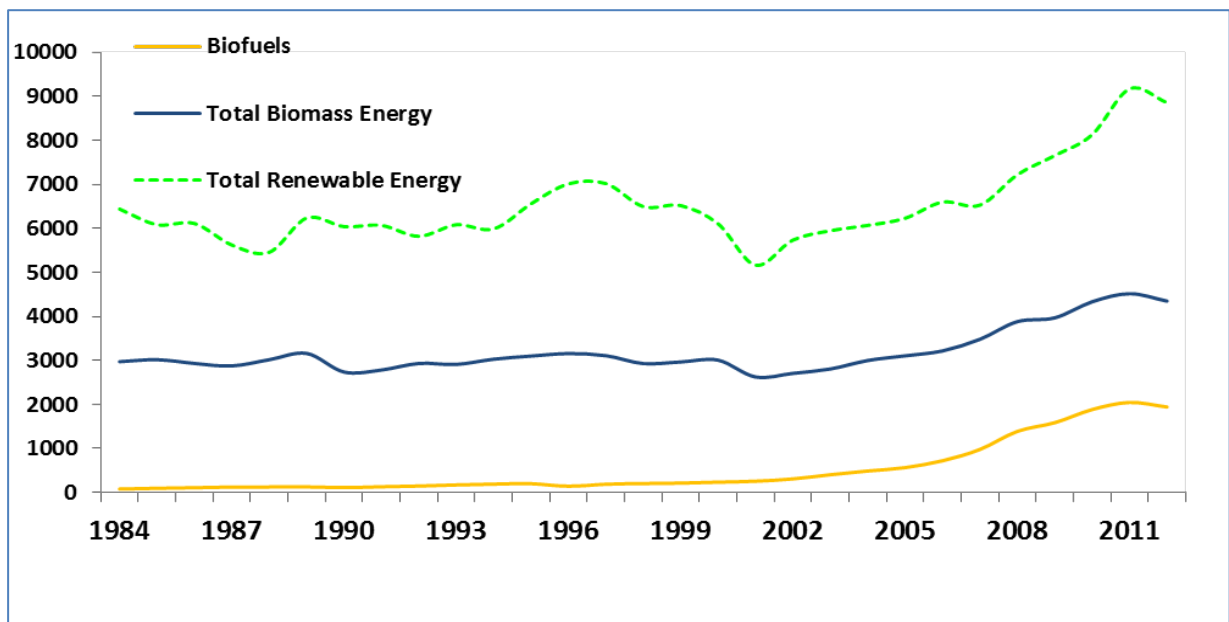


Figure A- 4. The production of biomass energy, biofuels and other renewable energy sources, in billions of British thermal units (btu)

Figure A- 4.
Source: Compiled from EPI (2013)

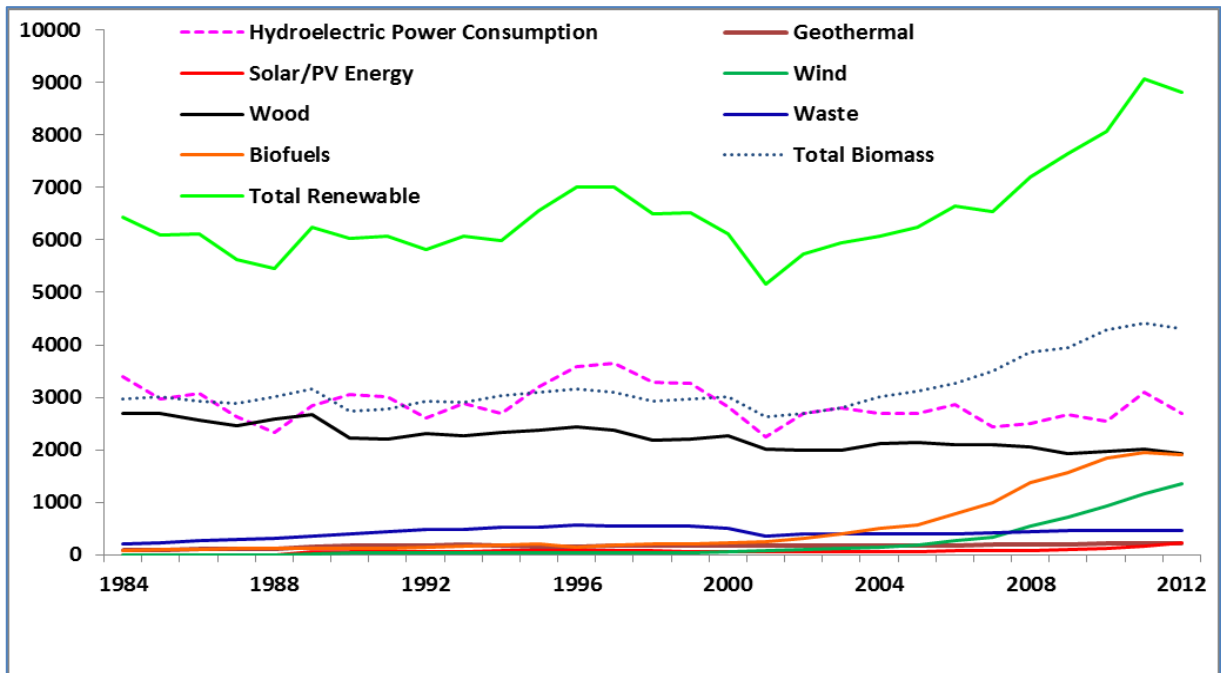


Figure A- 5. World renewable energy consumption in trillion Btu

Source: Compiled from EPI (2013)

Table A-1. Bioethanol production by country in 2011 (in mln gallons)

| Country | Production | Share |
|-----------------------|------------|--------|
| United States | 14,319 | 63.9 % |
| Brazil | 5,553 | 24.4 % |
| China | 555 | 2.4 % |
| Canada | 462 | 2.0 % |
| France | 301 | 1.3 % |
| Germany | 203 | 0.9 % |
| India | 147 | 0.6 % |
| Thailand | 135 | 0.6 % |
| Spain | 122 | 0.5 % |
| Belgium | 106 | 0.5 % |
| The rest of the World | 839 | 3.7 % |
| World Total | 22,742 | 100 % |

Source: Compiled from EPI (2013)

Table A-2. Biodiesel production by country in 2011 (in mln gallons)

| Country | Production | Share |
|-----------------------|--------------|-------------|
| United States | 841 | 15% |
| Germany | 835 | 15% |
| Argentina | 729 | 13% |
| Brazil | 698 | 12% |
| France | 420 | 7% |
| Indonesia | 360 | 6% |
| Spain | 188 | 3% |
| Italy | 156 | 3% |
| Thailand | 156 | 3% |
| The rest of the World | 1,153 | 22% |
| World Total | 5,651 | 100% |

Source: EPI (2013)

Table A-3. Distribution of Ethiopia's energy consumption in million tons of oil equivalents by end-user, 2009

| Sectors | Oil products | Biofuels & waste | Electricity | Total |
|------------------------------|--------------|------------------|--------------|---------------|
| Industry | 0.557 | 0 | 0.111 | 0.668 |
| Transport | 1.380 | 0 | 0 | 1.380 |
| Residential | 0.310 | 28.162 | 0.110 | 28.582 |
| Commercial & Public Services | 0 | 0.208 | 0.069 | 0.277 |
| Total | 2.247 | 28.370 | 0.290 | 30.907 |

Source: IEA (2009)

Table A-4: Bioeconomy Age: new science and policy initiatives, 2009-13

| Country | Initiatives |
|---------------|---|
| Australia | Bioenergy – Strategic Plan 2012–2015 |
| Brazil | Biotechnology Development Policy (2007) |
| Denmark | Agreement on Green Growth (2009) |
| Germany | Nationale Forschungsstrategie BioÖkonomie 2030 (2010) |
| EU Commission | A Bioeconomy for Europe (2012) |
| Finland | National Resource Strategy and Sustainable Bioeconomy (2011) |
| Ireland | Delivering our Green Potential (2012) |
| Canada | Biorefining Conversions Network (2009) |
| Malaysia | Bioeconomy Initiative and National Biomass Strategy (2011) |
| Netherlands | Bio-based Economy 2010–2015 |
| Russia | Bio-industry and Bio-resources – BioTech 2030 (2012) |
| Sweden | Research and Innovation Strategy for Bio-based Economy (2011) |
| UK | UK Bioenergy Strategy (2011) |
| USA | National Bioeconomy Blueprint (2012) |

Source: von Braun (2014)

Table A-5. The drivers of modern bioenergy development and their indicators

| Dimensions | Drivers | Indicators |
|---------------|--|---|
| Economic | Depletion of fossil fuels Rising incomes, populations and increasing demands for energy Employment generation Green growth and poverty reduction Comparative advantages Profitability of investments Availability of subsidies, tax credits, and regulatory mandates | Share of renewables in the energy mix Number of people employed in the bioenergy sector Share of the bioenergy sector in the economic growth Cost and benefits comparisons with other types of energy Amount of subsidies, tax credits Magnitude of investments into bioenergy |
| Social | Preferences and tastes, including for “greener” energy Improving human health and safety Empowering women Improving school attendance and performance by children | Lifestyle preferences Health status indicators (incidences of respiratory diseases, DALYs, etc) Impacts on female labor allocation and school attendance and performance |
| Environmental | Reducing emission from fossil fuel use and mitigating climate change Reducing deforestation Reducing/preventing natural resource degradation | CO ₂ and CH ₄ concentration in the atmosphere Carbon balance Land use change, life cycle assessment Evaluations of ecosystem services |
| Policy | Diversifying the energy mix, Energy security Responding to public opinion | Blending mandates, subsidies, tariffs and taxes, Share in transportation fuel Share of bioenergy in energy balance |
| Institutional | “Green” social mobilization, Global coalitions, Dissemination by development projects and extension services, Organizational innovations in the bioenergy value webs | Technology transfers Public-public partnerships Investments on the value webs |
| Technical | Technological and Scientific Innovations Information and Knowledge Dissemination | Generation of new bioenergy production technologies Access and search for information on bioenergy technologies |

Sources: McKendry (2002), von Braun et al. (2007), von Braun et al. (2014), Tyner and Taheripour (2007), Adams et al. (2011), Martensson and Westerberg (2007), de Fraitour et al. (2008), Koh and Ghazoul (2008), Peters and Thielmann (2008).

1. Evers, Hans-Dieter and Solvay Gerke (2005). Closing the Digital Divide: Southeast Asia's Path Towards a Knowledge Society.
2. Bhuiyan, Shajahan and Hans-Dieter Evers (2005). Social Capital and Sustainable Development: Theories and Concepts.
3. Schetter, Conrad (2005). Ethnicity and the Political Reconstruction of Afghanistan.
4. Kassahun, Samson (2005). Social Capital and Community Efficacy. In Poor Localities of Addis Ababa Ethiopia.
5. Fuest, Veronika (2005). Policies, Practices and Outcomes of Demand-oriented Community Water Supply in Ghana: The National Community Water and Sanitation Programme 1994 – 2004.
6. Menkhoff, Thomas and Hans-Dieter Evers (2005). Strategic Groups in a Knowledge Society: Knowledge Elites as Drivers of Biotechnology Development in Singapore.
7. Mollinga, Peter P. (2005). The Water Resources Policy Process in India: Centralisation, Polarisation and New Demands on Governance.
8. Evers, Hans-Dieter (2005). Wissen ist Macht: Experten als Strategische Gruppe.
- 8.a Evers, Hans-Dieter and Solvay Gerke (2005). Knowledge is Power: Experts as Strategic Group.
9. Fuest, Veronika (2005). Partnerschaft, Patronage oder Paternalismus? Eine empirische Analyse der Praxis universitärer Forschungskooperation mit Entwicklungsländern.
10. Laube, Wolfram (2005). Promise and Perils of Water Reform: Perspectives from Northern Ghana.
11. Mollinga, Peter P. (2004). Sleeping with the Enemy: Dichotomies and Polarisation in Indian Policy Debates on the Environmental and Social Effects of Irrigation.
12. Wall, Caleb (2006). Knowledge for Development: Local and External Knowledge in Development Research.
13. Laube, Wolfram and Eva Youkhana (2006). Cultural, Socio-Economic and Political Con-straints for Virtual Water Trade: Perspectives from the Volta Basin, West Africa.
14. Hornidge, Anna-Katharina (2006). Singapore: The Knowledge-Hub in the Straits of Malacca.
15. Evers, Hans-Dieter and Caleb Wall (2006). Knowledge Loss: Managing Local Knowledge in Rural Uzbekistan.
16. Youkhana, Eva; Lautze, J. and B. Barry (2006). Changing Interfaces in Volta Basin Water Management: Customary, National and Transboundary.
17. Evers, Hans-Dieter and Solvay Gerke (2006). The Strategic Importance of the Straits of Malacca for World Trade and Regional Development.
18. Hornidge, Anna-Katharina (2006). Defining Knowledge in Germany and Singapore: Do the Country-Specific Definitions of Knowledge Converge?
19. Mollinga, Peter M. (2007). Water Policy – Water Politics: Social Engineering and Strategic Action in Water Sector Reform.
20. Evers, Hans-Dieter and Anna-Katharina Hornidge (2007). Knowledge Hubs Along the Straits of Malacca.
21. Sultana, Nayeem (2007). Trans-National Identities, Modes of Networking and Integration in a Multi-Cultural Society. A Study of Migrant Bangladeshis in Peninsular Malaysia.
22. Yalcin, Resul and Peter M. Mollinga (2007). Institutional Transformation in Uzbekistan's Agricultural and Water Resources Administration: The Creation of a New Bureaucracy.
23. Menkhoff, T.; Loh, P. H. M.; Chua, S. B.; Evers, H.-D. and Chay Yue Wah (2007). Riau Vegetables for Singapore Consumers: A Collaborative Knowledge-Transfer Project Across the Straits of Malacca.
24. Evers, Hans-Dieter and Solvay Gerke (2007). Social and Cultural Dimensions of Market Expansion.

25. Obeng, G. Y.; Evers, H.-D.; Akuffo, F. O., Braimah, I. and A. Brew-Hammond (2007). Solar PV Rural Electrification and Energy-Poverty Assessment in Ghana: A Principal Component Analysis.
26. Eguavo, Irit; E. Youkhana (2008). Small Towns Face Big Challenge. The Management of Piped Systems after the Water Sector Reform in Ghana.
27. Evers, Hans-Dieter (2008). Knowledge Hubs and Knowledge Clusters: Designing a Knowledge Architecture for Development
28. Ampomah, Ben Y.; Adjei, B. and E. Youkhana (2008). The Transboundary Water Resources Management Regime of the Volta Basin.
29. Saravanan.V.S.; McDonald, Geoffrey T. and Peter P. Mollinga (2008). Critical Review of Integrated Water Resources Management: Moving Beyond Polarised Discourse.
30. Laube, Wolfram; Awo, Martha and Benjamin Schraven (2008). Erratic Rains and Erratic Markets: Environmental change, economic globalisation and the expansion of shallow groundwater irrigation in West Africa.
31. Mollinga, Peter P. (2008). For a Political Sociology of Water Resources Management.
32. Hauck, Jennifer; Youkhana, Eva (2008). Histories of water and fisheries management in Northern Ghana.
33. Mollinga, Peter P. (2008). The Rational Organisation of Dissent. Boundary concepts, boundary objects and boundary settings in the interdisciplinary study of natural resources management.
34. Evers, Hans-Dieter; Gerke, Solvay (2009). Strategic Group Analysis.
35. Evers, Hans-Dieter; Benedikter, Simon (2009). Strategic Group Formation in the Mekong Delta - The Development of a Modern Hydraulic Society.
36. Obeng, George Yaw; Evers, Hans-Dieter (2009). Solar PV Rural Electrification and Energy-Poverty: A Review and Conceptual Framework With Reference to Ghana.
37. Scholtes, Fabian (2009). Analysing and explaining power in a capability perspective.
38. Eguavo, Irit (2009). The Acquisition of Water Storage Facilities in the Abay River Basin, Ethiopia.
39. Hornidge, Anna-Katharina; Mehmood Ul Hassan; Mollinga, Peter P. (2009). 'Follow the Innovation' – A joint experimentation and learning approach to transdisciplinary innovation research.
40. Scholtes, Fabian (2009). How does moral knowledge matter in development practice, and how can it be researched?
41. Laube, Wolfram (2009). Creative Bureaucracy: Balancing power in irrigation administration in northern Ghana.
42. Laube, Wolfram (2009). Changing the Course of History? Implementing water reforms in Ghana and South Africa.
43. Scholtes, Fabian (2009). Status quo and prospects of smallholders in the Brazilian sugarcane and ethanol sector: Lessons for development and poverty reduction.
44. Evers, Hans-Dieter; Genschick, Sven; Schraven, Benjamin (2009). Constructing Epistemic Landscapes: Methods of GIS-Based Mapping.
45. Saravanan V.S. (2009). Integration of Policies in Framing Water Management Problem: Analysing Policy Processes using a Bayesian Network.
46. Saravanan V.S. (2009). Dancing to the Tune of Democracy: Agents Negotiating Power to Decentralise Water Management.
47. Huu, Pham Cong; Rhlers, Eckart; Saravanan, V. Subramanian (2009). Dyke System Planing: Theory and Practice in Can Tho City, Vietnam.
48. Evers, Hans-Dieter; Bauer, Tatjana (2009). Emerging Epistemic Landscapes: Knowledge Clusters in Ho Chi Minh City and the Mekong Delta.
49. Reis, Nadine; Mollinga, Peter P. (2009). Microcredit for Rural Water Supply and Sanitation in the Mekong Delta. Policy implementation between the needs for clean water and 'beautiful latrines'.

50. Gerke, Solvay; Ehlert, Judith (2009). Local Knowledge as Strategic Resource: Fishery in the Seasonal Floodplains of the Mekong Delta, Vietnam
51. Schraven, Benjamin; Eguavoen, Irit; Manske, Günther (2009). Doctoral degrees for capacity development: Results from a survey among African BiGS-DR alumni.
52. Nguyen, Loan (2010). Legal Framework of the Water Sector in Vietnam.
53. Nguyen, Loan (2010). Problems of Law Enforcement in Vietnam. The Case of Wastewater Management in Can Tho City.
54. Oberkircher, Lisa et al. (2010). Rethinking Water Management in Khorezm, Uzbekistan. Concepts and Recommendations.
55. Waibel, Gabi (2010). State Management in Transition: Understanding Water Resources Management in Vietnam.
56. Saravanan V.S.; Mollinga, Peter P. (2010). Water Pollution and Human Health. Transdisciplinary Research on Risk Governance in a Complex Society.
57. Vormoor, Klaus (2010). Water Engineering, Agricultural Development and Socio-Economic Trends in the Mekong Delta, Vietnam.
58. Hornidge, Anna-Katharina; Kurfürst, Sandra (2010). Envisioning the Future, Conceptualising Public Space. Hanoi and Singapore Negotiating Spaces for Negotiation.
59. Mollinga, Peter P. (2010). Transdisciplinary Method for Water Pollution and Human Health Research.
60. Youkhana, Eva (2010). Gender and the development of handicraft production in rural Yucatán/Mexico.
61. Naz, Farhat; Saravanan V. Subramanian (2010). Water Management across Space and Time in India.
62. Evers, Hans-Dieter; Nordin, Ramli, Nienkemoer, Pamela (2010). Knowledge Cluster Formation in Peninsular Malaysia: The Emergence of an Epistemic Landscape.
63. Mehmood Ul Hassan; Hornidge, Anna-Katharina (2010). 'Follow the Innovation' – The second year of a joint experimentation and learning approach to transdisciplinary research in Uzbekistan.
64. Mollinga, Peter P. (2010). Boundary concepts for interdisciplinary analysis of irrigation water management in South Asia.
65. Noelle-Karimi, Christine (2006). Village Institutions in the Perception of National and International Actors in Afghanistan. **(Amu Darya Project Working Paper No. 1)**
66. Kuzmits, Bernd (2006). Cross-bordering Water Management in Central Asia. **(Amu Darya Project Working Paper No. 2)**
67. Schetter, Conrad; Glassner, Rainer; Karokhail, Masood (2006). Understanding Local Violence. Security Arrangements in Kandahar, Kunduz and Paktia. **(Amu Darya Project Working Paper No. 3)**
68. Shah, Usman (2007). Livelihoods in the Asqalan and Sufi-Qarayateem Canal Irrigation Systems in the Kunduz River Basin. **(Amu Darya Project Working Paper No. 4)**
69. ter Steege, Bernie (2007). Infrastructure and Water Distribution in the Asqalan and Sufi-Qarayateem Canal Irrigation Systems in the Kunduz River Basin. **(Amu Darya Project Working Paper No. 5)**
70. Mielke, Katja (2007). On The Concept of 'Village' in Northeastern Afghanistan. Explorations from Kunduz Province. **(Amu Darya Project Working Paper No. 6)**
71. Mielke, Katja; Glassner, Rainer; Schetter, Conrad; Yarash, Nasratullah (2007). Local Governance in Warsaj and Farkhar Districts. **(Amu Darya Project Working Paper No. 7)**
72. Meininghaus, Esther (2007). Legal Pluralism in Afghanistan. **(Amu Darya Project Working Paper No. 8)**
73. Yarash, Nasratullah; Smith, Paul; Mielke, Katja (2010). The fuel economy of mountain villages in Ishkamish and Burka (Northeast Afghanistan). Rural subsistence and urban marketing patterns. **(Amu Darya Project Working Paper No. 9)**
74. Oberkircher, Lisa (2011). 'Stay – We Will Serve You Plov!'. Puzzles and pitfalls of water research in rural Uzbekistan.

75. Shtaltovna, Anastasiya; Hornidge, Anna-Katharina; Mollinga, Peter P. (2011). The Reinvention of Agricultural Service Organisations in Uzbekistan – a Machine-Tractor Park in the Khorezm Region.
76. Stellmacher, Till; Grote, Ulrike (2011). Forest Coffee Certification in Ethiopia: Economic Boon or Ecological Bane?
77. Gatzweiler, Franz W.; Baumüller, Heike; Ladenburger, Christine; von Braun, Joachim (2011). Marginality. Addressing the roots causes of extreme poverty.
78. Mielke, Katja; Schetter, Conrad; Wilde, Andreas (2011). Dimensions of Social Order: Empirical Fact, Analytical Framework and Boundary Concept.
79. Yarash, Nasratullah; Mielke, Katja (2011). The Social Order of the Bazaar: Socio-economic embedding of Retail and Trade in Kunduz and Imam Sahib
80. Baumüller, Heike; Ladenburger, Christine; von Braun, Joachim (2011). Innovative business approaches for the reduction of extreme poverty and marginality?
81. Ziai, Aram (2011). Some reflections on the concept of 'development'.
82. Saravanan V.S., Mollinga, Peter P. (2011). The Environment and Human Health - An Agenda for Research.
83. Eguavoen, Irit; Tesfai, Weyni (2011). Rebuilding livelihoods after dam-induced relocation in Koga, Blue Nile basin, Ethiopia.
84. Eguavoen, I., Sisay Demeku Derib et al. (2011). Digging, damming or diverting? Small-scale irrigation in the Blue Nile basin, Ethiopia.
85. Genschick, Sven (2011). Pangasius at risk - Governance in farming and processing, and the role of different capital.
86. Quy-Hanh Nguyen, Hans-Dieter Evers (2011). Farmers as knowledge brokers: Analysing three cases from Vietnam's Mekong Delta.
87. Poos, Wolf Henrik (2011). The local governance of social security in rural Surkhondarya, Uzbekistan. Post-Soviet community, state and social order.
88. Graw, Valerie; Ladenburger, Christine (2012). Mapping Marginality Hotspots. Geographical Targeting for Poverty Reduction.
89. Gerke, Solvay; Evers, Hans-Dieter (2012). Looking East, looking West: Penang as a Knowledge Hub.
90. Turaeva, Rano (2012). Innovation policies in Uzbekistan: Path taken by ZEFa project on innovations in the sphere of agriculture.
91. Gleisberg-Gerber, Katrin (2012). Livelihoods and land management in the Ioba Province in south-western Burkina Faso.
92. Hiemenz, Ulrich (2012). The Politics of the Fight Against Food Price Volatility – Where do we stand and where are we heading?
93. Baumüller, Heike (2012). Facilitating agricultural technology adoption among the poor: The role of service delivery through mobile phones.
94. Akpabio, Emmanuel M.; Saravanan V.S. (2012). Water Supply and Sanitation Practices in Nigeria: Applying Local Ecological Knowledge to Understand Complexity.
95. Evers, Hans-Dieter; Nordin, Ramli (2012). The Symbolic Universe of Cyberjaya, Malaysia.
96. Akpabio, Emmanuel M. (2012). Water Supply and Sanitation Services Sector in Nigeria: The Policy Trend and Practice Constraints.
97. Boboyorov, Hafiz (2012). Masters and Networks of Knowledge Production and Transfer in the Cotton Sector of Southern Tajikistan.
98. Van Assche, Kristof; Hornidge, Anna-Katharina (2012). Knowledge in rural transitions - formal and informal underpinnings of land governance in Khorezm.
99. Eguavoen, Irit (2012). Blessing and destruction. Climate change and trajectories of blame in Northern Ghana.

100. Callo-Concha, Daniel; Gaiser, Thomas and Ewert, Frank (2012). Farming and cropping systems in the West African Sudanian Savanna. WASCAL research area: Northern Ghana, Southwest Burkina Faso and Northern Benin.
101. Sow, Papa (2012). Uncertainties and conflicting environmental adaptation strategies in the region of the Pink Lake, Senegal.
102. Tan, Siwei (2012). Reconsidering the Vietnamese development vision of “industrialisation and modernisation by 2020”.
103. Ziai, Aram (2012). Postcolonial perspectives on ‘development’.
104. Kelboro, Girma; Stellmacher, Till (2012). Contesting the National Park theorem? Governance and land use in Nech Sar National Park, Ethiopia.
105. Kotsila, Panagiota (2012). “Health is gold”: Institutional structures and the realities of health access in the Mekong Delta, Vietnam.
106. Mandler, Andreas (2013). Knowledge and Governance Arrangements in Agricultural Production: Negotiating Access to Arable Land in Zarafshan Valley, Tajikistan.
107. Tsegai, Daniel; McBain, Florence; Tischbein, Bernhard (2013). Water, sanitation and hygiene: the missing link with agriculture.
108. Pangaribowo, Evita Hanie; Gerber, Nicolas; Torero, Maximo (2013). Food and Nutrition Security Indicators: A Review.
109. von Braun, Joachim; Gerber, Nicolas; Mirzabaev, Alisher; Nkonya Ephraim (2013). The Economics of Land Degradation.
110. Stellmacher, Till (2013). Local forest governance in Ethiopia: Between legal pluralism and livelihood realities.
111. Evers, Hans-Dieter; Purwaningrum, Farah (2013). Japanese Automobile Conglomerates in Indonesia: Knowledge Transfer within an Industrial Cluster in the Jakarta Metropolitan Area.
112. Waibel, Gabi; Benedikter, Simon (2013). The formation water user groups in a nexus of central directives and local administration in the Mekong Delta, Vietnam.
113. Ayaribilla Akudugu, Jonas; Laube, Wolfram (2013). Implementing Local Economic Development in Ghana: Multiple Actors and Rationalities.
114. Malek, Mohammad Abdul; Hossain, Md. Amzad; Saha, Ratnajit; Gatzweiler, Franz W. (2013). Mapping marginality hotspots and agricultural potentials in Bangladesh.
115. Siriwardane, Rapti; Winands, Sarah (2013). Between hope and hype: Traditional knowledge(s) held by marginal communities.
116. Nguyen, Thi Phuong Loan (2013). The Legal Framework of Vietnam’s Water Sector: Update 2013.
117. Shtaltovna, Anastasiya (2013). Knowledge gaps and rural development in Tajikistan. Agricultural advisory services as a panacea?
118. Van Assche, Kristof; Hornidge, Anna-Katharina; Shtaltovna, Anastasiya; Boboyorov, Hafiz (2013). Epistemic cultures, knowledge cultures and the transition of agricultural expertise. Rural development in Tajikistan, Uzbekistan and Georgia.
119. Schädler, Manuel; Gatzweiler, Franz W. (2013). Institutional Environments for Enabling Agricultural Technology Innovations: The role of Land Rights in Ethiopia, Ghana, India and Bangladesh.
120. Eguavoen, Irit; Schulz, Karsten; de Wit, Sara; Weisser, Florian; Müller-Mahn, Detlef (2013). Political dimensions of climate change adaptation. Conceptual reflections and African examples.
121. Feuer, Hart Nadav; Hornidge, Anna-Katharina; Schetter, Conrad (2013). Rebuilding Knowledge. Opportunities and risks for higher education in post-conflict regions.
122. Dörendahl, Esther I. (2013). Boundary work and water resources. Towards improved management and research practice?
123. Baumüller, Heike (2013). Mobile Technology Trends and their Potential for Agricultural Development

- 124.** Saravanan, V.S. (2013). "Blame it on the community, immunize the state and the international agencies." An assessment of water supply and sanitation programs in India.
- 125.** Ariff, Syamimi; Evers, Hans-Dieter; Ndah, Anthony Banyouko; Purwaningrum, Farah (2014). Governing Knowledge for Development: Knowledge Clusters in Brunei Darussalam and Malaysia.
- 126.** Bao, Chao; Jia, Lili (2014). Residential fresh water demand in China. A panel data analysis.
- 127.** Siriwardane, Rapti (2014). War, Migration and Modernity: The Micro-politics of the Hijab in Northeastern Sri Lanka.
- 128.** Kirui, Oliver Kiptoo; Mirzabaev, Alisher (2014). Economics of Land Degradation in Eastern Africa.
- 129.** Evers, Hans-Dieter (2014). Governing Maritime Space: The South China Sea as a Mediterranean Cultural Area.
- 130.** Saravanan, V. S.; Mavalankar, D.; Kulkarni, S.; Nussbaum, S.; Weigelt, M. (2014). Metabolized-water breeding diseases in urban India: Socio-spatiality of water problems and health burden in Ahmedabad.
- 131.** Zulfiqar, Ali; Mujeri, Mustafa K.; Badrun Nessa, Ahmed (2014). Extreme Poverty and Marginality in Bangladesh: Review of Extreme Poverty Focused Innovative Programmes.
- 132.** Schwachula, Anna; Vila Seoane, Maximiliano; Hornidge, Anna-Katharina (2014). Science, technology and innovation in the context of development. An overview of concepts and corresponding policies recommended by international organizations.
- 133.** Callo-Concha, Daniel (2014). Approaches to managing disturbance and change: Resilience, vulnerability and adaptability.
- 134.** Mc Bain, Florence (2014). Health insurance and health environment: India's subsidized health insurance in a context of limited water and sanitation services.
- 135.** Mirzabaev, Alisher; Guta, Dawit; Goedecke, Jann; Gaur, Varun; Börner, Jan; Virchow, Detlef; Denich, Manfred; von Braun, Joachim (2014). Bioenergy, Food Security and Poverty Reduction: Mitigating tradeoffs and promoting synergies along the Water-Energy-Food Security Nexus

<http://www.zef.de/workingpapers.html>

ZEF Development Studies

edited by

Solvay Gerke and Hans-Dieter Evers

Center for Development Research (ZEF), University of Bonn

Shahjahan H. Bhuiyan

Benefits of Social Capital. Urban Solid Waste Management in Bangladesh

Vol. 1, 2005, 288 p., 19.90 EUR, br. ISBN 3-8258-8382-5

Veronika Fuest

Demand-oriented Community Water Supply in Ghana. Policies, Practices and Outcomes

Vol. 2, 2006, 160 p., 19.90 EUR, br. ISBN 3-8258-9669-2

Anna-Katharina Hornidge

Knowledge Society. Vision and Social Construction of Reality in Germany and Singapore

Vol. 3, 2007, 200 p., 19.90 EUR, br. ISBN 978-3-8258-0701-6

Wolfram Laube

Changing Natural Resource Regimes in Northern Ghana. Actors, Structures and Institutions

Vol. 4, 2007, 392 p., 34.90 EUR, br. ISBN 978-3-8258-0641-5

Lirong Liu

Wirtschaftliche Freiheit und Wachstum. Eine internationale vergleichende Studie

Vol. 5, 2007, 200 p., 19.90 EUR, br. ISBN 978-3-8258-0701-6

Phuc Xuan To

Forest Property in the Vietnamese Uplands. An Ethnography of Forest Relations in Three Dao Villages

Vol. 6, 2007, 296 p., 29.90 EUR, br. ISBN 978-3-8258-0773-3

Caleb R.L. Wall, Peter P. Mollinga (Eds.)

Fieldwork in Difficult Environments. Methodology as Boundary Work in Development Research

Vol. 7, 2008, 192 p., 19.90 EUR, br. ISBN 978-3-8258-1383-3

Solvay Gerke, Hans-Dieter Evers, Anna-K. Hornidge (Eds.)

The Straits of Malacca. Knowledge and Diversity

Vol. 8, 2008, 240 p., 29.90 EUR, br. ISBN 978-3-8258-1383-3

Caleb Wall

Argorods of Western Uzbekistan. Knowledge Control and Agriculture in Khorezm

Vol. 9, 2008, 384 p., 29.90 EUR, br. ISBN 978-3-8258-1426-7

Irit Eguavoen
The Political Ecology of Household Water in Northern Ghana
Vol. 10, 2008, 328 p., 34.90 EUR, br. ISBN 978-3-8258-1613-1

Charlotte van der Schaaf
Institutional Change and Irrigation Management in Burkina Faso. Flowing Structures and Concrete Struggles
Vol. 11, 2009, 344 p., 34.90 EUR, br. ISBN 978-3-8258-1624-7

Nayeem Sultana
The Bangladeshi Diaspora in Peninsular Malaysia. Organizational Structure, Survival Strategies and Networks
Vol. 12, 2009, 368 p., 34.90 EUR, br. ISBN 978-3-8258-1629-2

Peter P. Mollinga, Anjali Bhat, Saravanan V.S. (Eds.)
When Policy Meets Reality. Political Dynamics and the Practice of Integration in Water Resources Management Reform

Vol. 13, 2010, 216 p., 29.90 EUR, br., ISBN 978-3-643-10672-8

Irit Eguavoen, Wolfram Laube (Eds.)

Negotiating Local Governance. Natural Resources Management at the Interface of Communities and the State

Vol. 14, 2010, 248 p., 29.90 EUR, br., ISBN 978-3-643-10673-5

William Tsuma
Gold Mining in Ghana. Actors, Alliances and Power
Vol. 15, 2010, 256 p., 29.90 EUR, br., ISBN 978-3-643-10811-1

Thim Ly
Planning the Lower Mekong Basin: Social Intervention in the Se San River
Vol. 16, 2010, 240 p., 29.90 EUR, br., ISBN 978-3-643-10834-0

Tatjana Bauer
The Challenge of Knowledge Sharing - Practices of the Vietnamese Science Community in Ho Chi Minh City and the Mekong Delta
Vol. 17, 2011, 304 p., 29.90 EUR, br., ISBN 978-3-643-90121-7

Pham Cong Huu
Floods and Farmers - Politics, Economics and Environmental Impacts of Dyke Construction in the Mekong Delta / Vietnam
Vol. 18, 2012, 200 p., 29.90 EUR, br., ISBN 978-3-643-90167-5

Judith Ehlert
Beautiful Floods - Environmental Knowledge and Agrarian Change in the Mekong Delta, Vietnam
Vol. 19, 2012, 256 S., 29,90 EUR, br, ISBN 978-3-643-90195-8

Nadine Reis

Tracing and Making the State - Policy practices and domestic water supply in the Mekong Delta, Vietnam

Vol. 20, 2012, 272 S., 29.90 EUR, br., ISBN 978-3-643-90196-5

Martha A. Awo

Marketing and Market Queens - A study of tomato farmers in the Upper East region of Ghana

Vol. 21, 2012, 192 S., 29.90 EUR, br., ISBN 978-3-643-90234-4

Asghar Tahmasebi

Pastoral Vulnerability to Socio-political and Climate Stresses - The Shahsevan of North Iran

Vol. 22, 2013, 192 S., 29.90 EUR, br., ISBN 978-3-643-90357-0

Anastasiya Shtaltovna

Servicing Transformation - Agricultural Service Organisations and Agrarian Change in Post-Soviet Uzbekistan

Vol. 23, 2013, 216 S., 29.90 EUR, br., ISBN 978-3-643-90358-7

Hafiz Boboyorov

Collective Identities and Patronage Networks in Southern Tajikistan

Vol. 24, 2013, 304 S., 34.90 EUR, br., ISBN 978-3-643-90382-2

Simon Benedikter

The Vietnamese Hydrocracy and the Mekong Delta. Water Resources Development from State Socialism to Bureaucratic Capitalism

Vol. 25, 2014, 330 S., 39.90 EUR, br., ISBN 978-3-643-90437-9

Sven Genschick

Aqua-`culture´. Socio-cultural peculiarities, practical senses, and missing sustainability in Pangasius aquaculture in the Mekong Delta, Vietnam.

Vol. 26, 2014, 262 S., 29.90 EUR, br., ISBN 978-3-643-90485-0

Farah Purwaningrum

Knowledge Governance in an Industrial Cluster. The Collaboration between Academia-Industry-Government in Indonesia.

Vol. 27, 2014, 296 S., 39.90 EUR, br., ISBN 978-3-643-90508-6

<http://www.lit-verlag.de/reihe/zef>



Zentrum für Entwicklungsforschung
Center for Development Research
University of Bonn

Working Paper Series

Authors: Alisher Mirzabaev, Dawit Guta, Jann Goedecke, Varun Gaur, Jan Börner,
Detlef Virchow, Manfred Denich and Joachim von Braun

Contact: almir@uni-bonn.de

Photo: Tobias Wünscher, ZEF

Published by:
Zentrum für Entwicklungsforschung (ZEF)
Center for Development Research
Walter-Flex-Straße 3
D – 53113 Bonn
Germany

Phone: +49-228-73-1861
Fax: +49-228-73-1869
E-Mail: zef@uni-bonn.de
www.zef.de