

Antoci, Angelo; Borghesi, Simone

**Working Paper**

## Working too much in a polluted world: A North-South evolutionary model

Nota di Lavoro, No. 44.2002

**Provided in Cooperation with:**

Fondazione Eni Enrico Mattei (FEEM)

*Suggested Citation:* Antoci, Angelo; Borghesi, Simone (2002) : Working too much in a polluted world: A North-South evolutionary model, Nota di Lavoro, No. 44.2002, Fondazione Eni Enrico Mattei (FEEM), Milano

This Version is available at:

<https://hdl.handle.net/10419/119648>

**Standard-Nutzungsbedingungen:**

Die Dokumente auf EconStor dürfen zu eigenen wissenschaftlichen Zwecken und zum Privatgebrauch gespeichert und kopiert werden.

Sie dürfen die Dokumente nicht für öffentliche oder kommerzielle Zwecke vervielfältigen, öffentlich ausstellen, öffentlich zugänglich machen, vertreiben oder anderweitig nutzen.

Sofern die Verfasser die Dokumente unter Open-Content-Lizenzen (insbesondere CC-Lizenzen) zur Verfügung gestellt haben sollten, gelten abweichend von diesen Nutzungsbedingungen die in der dort genannten Lizenz gewährten Nutzungsrechte.

**Terms of use:**

*Documents in EconStor may be saved and copied for your personal and scholarly purposes.*

*You are not to copy documents for public or commercial purposes, to exhibit the documents publicly, to make them publicly available on the internet, or to distribute or otherwise use the documents in public.*

*If the documents have been made available under an Open Content Licence (especially Creative Commons Licences), you may exercise further usage rights as specified in the indicated licence.*

Fondazione Eni Enrico Mattei

**Working too Much in a  
Polluted World:  
A North-South Evolutionary Model**

A. Antoci and S. Borghesi

NOTA DI LAVORO 44.2002

**JUNE 2002**

CLIM – Climate Change Modelling and Policy

A. Antoci, *University of Sassari*

S. Borghesi, *University of Siena*

*This paper has been presented at the ESF EURESCO Conference on Environmental Policy in a Global Economy “The International Dimension of Environmental Policy”, organised with the collaboration of the Fondazione Eni Enrico Mattei with co-sponsoring from GLOBUS/ECNC, Tilburg University, Acquafredda di Maratea, October 6-11, 2001.*

*Support from the European Commission, Research DG, Human Potential Programme, High-Level Scientific Conferences (Contract No: HPCF-CT-1999-00146) and INTAS is also gratefully acknowledged.*

*The authors would like to thank Pierluigi Sacco, Alessandro Vercelli and seminar participants at the University of Siena and at the afore-mentioned conference for helpful comments and suggestions. All remaining errors are the authors’.*

This paper can be downloaded without charge at:

The Fondazione Eni Enrico Mattei Note di Lavoro Series Index:

[http://www.feem.it/web/attiv/\\_attiv.html](http://www.feem.it/web/attiv/_attiv.html)

Social Science Research Network Electronic Paper Collection:

[http://papers.ssrn.com/abstract\\_id=XXXXXX](http://papers.ssrn.com/abstract_id=XXXXXX)

The opinions expressed in this paper do not necessarily reflect the position of  
Fondazione Eni Enrico Mattei

# **Working too Much in a Polluted World: A North-South Evolutionary Model**

## **Summary**

This paper examines a simple North-South growth model where negative externalities may contribute to reinforce economic growth. Agents' welfare depends on three goods in the model: leisure, a common access renewable natural resource (one in each hemisphere) and a non-storable consumption good. Production and consumption of the latter good deplete the renewable natural resource. To protect against such environmental deterioration, agents may increase their labor supply in order to produce an additional amount of the consumption good to be used as a substitute for the depleted natural resource. The consequent growth in production and consumption may generate a further depletion of the natural resource. This may lead to a self-enforcing growth process in a polluted world where individuals work and produce “too much” (i.e. more than socially optimal). We examine the choices of the two hemispheres using a two-population evolutionary game with transboundary pollution across hemispheres. Each agent chooses whether to work low or high. If an agent works low, she can consume the good only to satisfy basic needs (subsistence consumption). If the agent works high, she can consume an additional amount of the good as a substitute for the natural resource (substitution consumption). We assume that people who work high in the North can also have access to the Southern natural resource (e.g. they can afford a holiday in some developing country where natural resources are still relatively unpolluted), whereas the opposite is not true. We show that economic growth in the North and/or in the South may lead to stationary states that are Pareto dominated by states of the world with a lower level of production and consumption. Moreover, negative environmental externalities from the North to the South may foster growth in the South, which may have in turn feedback effects on growth in the North. Finally, we discuss possible welfare effects of transferring the environmental impact of Northern production to the South and show that such a policy may decrease welfare in both hemispheres.

**Keywords:** Defensive expenditures, growth, environment, North-South interactions

**JEL:** C70, D62, O13, Q20

*Address for correspondence:*

Simone Borghesi  
Dipartimento di Economia Politica  
Università di Siena  
Piazza S. Francesco, 7  
53100 Siena  
Italy  
E-mail: borghesi@unisi.it

## CONTENTS

|           |  |    |
|-----------|--|----|
| <b>1.</b> | Introduction   | 1  |
| <b>2.</b> | The model  | 3  |
| <b>3.</b> | Dynamics of the economy  | 7  |
| <b>4.</b> | Welfare analysis   | 12 |
| <b>5.</b> | North-South interactions   | 15 |
|           | 5.1. Case a: two strategies coexist  | 16 |
|           | 5.2. Case b: three strategies coexist  | 17 |
|           | 5.3. Case c: all strategies coexist  | 17 |
| <b>6.</b> | Comparative static analysis: transferring<br>negative externalities to the South | 19 |
| <b>7.</b> | Conclusions  | 21 |
| <b>8.</b> | References   | 23 |
| <b>9.</b> | Appendix   | 24 |

# 1 Introduction

The present paper examines the relationship between environmental self-protection choices and economic growth in the context of a North-South model. By environmental self-protection choices we mean choices that agents can do to protect against the deterioration of the environment they live in.<sup>1</sup> The argument is well-known in the environmental literature: many natural resources that were still freely available in developed economies some decades ago (e.g. meadows, woods, unpolluted air and water etc...) may deteriorate or become scarce as income grows. To counterbalance such a trend, people tend to replace consumption of these “free” environmental public goods with that of expensive private goods that may satisfy the same needs. Everyday life provides many examples of environmental self-protection choices. In most industrialized countries, for instance, people spend increasingly more on mineral water since tap water is often non-drinkable in many cities. Similarly, many beaches have become more and more dirty in the North, therefore Northern agents may prefer to buy an expensive holiday in some tropical paradise rather than go to the open access, polluted beach near home. Another example of self-protection choice is given by the increasing consumption of double windows in many Northern towns to protect against traffic noise.

The notion of self-protection choices is not new in the literature. Hirsch (1976) was the first to introduce the concept of defensive consumption, that is, consumption induced by growth negative externalities. The notion originally proposed by Hirsch concerned a wider set of choices than those induced by environmental deterioration. The concept, however, has become particularly popular in the environmental literature where there is a large debate on how Gross National Product should be corrected as a welfare measure to account for defensive expenditures and environmental depletion.<sup>2</sup>

Differently from the traditional literature, however, we set forth the idea that environmental defensive expenditures may contribute to a self-enforcing process of economic growth. Environmental deterioration, in fact, may induce agents to work harder to substitute previously free environmental goods with produced substitute goods. Production of substitute goods may further

---

<sup>1</sup>See, for instance, Hueting (1980), Leipert (1989), Leipert and Simonis (1989) and Cullino (1993) for alternative classifications of environmental defensive expenditures generated by these self-protection choices.

<sup>2</sup>See, for instance, Vincent (2000) and the special issue of the journal “Environment and Development Economics” on the most recent results of the research on this topic.

deplete the environment, which increases in turn production and consumption of substitute goods. Thus, the substitution mechanism of depleted natural resources with private goods might contribute to a self-feeding growth process: economic growth increases environmental degradation which, in turn, generates further growth. The idea that environmental negative externalities may promote economic growth was first introduced by Antoci and Bartolini (1999) in an evolutionary game context.<sup>3</sup> In this case, the authors show that agents' welfare may decrease as they increase their activity (and production) level. Bartolini and Bonatti (1999) have proved that such outcome does not depend on the hypothesis of bounded rationality underlying the evolutionary game model. Using, in fact, a neoclassical growth model with capital accumulation, they show that an "undesirable" (i.e. Pareto-dominated) growth process may result from a coordination failure among the agents even if agents are assumed to have perfect foresight. Finally, Antoci, Sacco and Vanin (2000) have extended the substitution mechanism described above to an economy where growth is reinforced by the substitution of "services" provided by social capital with private goods.<sup>4</sup>

The present work intends to contribute to this line of research by examining the substitution mechanism of environmental with private goods in a North-South evolutionary context. To fix ideas, think of sea pollution in the North. The increasing level of pollution of many Northern beaches may induce agents in the North to work harder for two reasons: to have access to a private swimming pool (the private substitution good) and to afford an expensive holiday in a country where beaches are still relatively clean. Since such countries are often developing countries, environmental degradation in industrialized countries may induce an increasing movement from the North to the South to enjoy unpolluted natural resources. However, if the number of Northern agents that go on holiday to the South is relatively high, this may increase the exploitation of natural resources and thus environmental degra-

---

<sup>3</sup>Some other theoretical contributions (Shogren and Crocker, 1991, Beltratti, 1996) also take environmental defensive expenditures explicitly into account, but they neglect their possible implications on economic growth. In Beltratti's model, for instance, labor is not a choice variable for the agents, therefore defensive expenditures cannot generate an increase in the production level.

<sup>4</sup>The increasing level of activity and the consequent lack of leisure that many people experience in most developed countries induce, for instance, many families to rent a colf or a baby-sitter. To afford these additional expenditures, however, people may be compelled to work (and produce) even more, which may further reduce the time that they have at disposal for the family.

dation in the South. If so, Northern agents have a lower incentive to work high and go on holiday to the South. Each agent's decision on how much to work thus depends on what other agents will do and the substitution mechanism due to pollution in the North leads to an increasing interdependence between environmental quality in the two hemispheres.

The paper has the following structure. Section 2 describes an evolutionary North-South model where each hemisphere's production adversely affects the environment both in the North and in the South. Production is determined by how much people work and agents can choose between two strategies: working low or high. Section 3 examines the dynamics of labor and production in one hemisphere assuming that all agents in the other hemisphere select a unique strategy (i.e. they all work either low or high). This analysis provides the basis for section 4 where the welfare analysis in the two hemispheres is performed also for the more realistic case where some agents work low and others work high within each hemisphere. Section 5 investigates some of the possible dynamics that may emerge from the model, focusing attention on the most interesting cases where a welfare-reducing growth process may occur. Section 6 examines the welfare effects of transferring the environmental impact of Northern production to the South. Finally, section 7 summarizes the main findings of the paper and suggests directions for future research.

## 2 The model

There are two hemispheres: North ( $N$ ) and South ( $S$ ).

There are three goods in the economy: leisure ( $l$ ), a common access natural resource ( $E$ ), and a non-storable produced good. The natural resource  $E$  is depleted by production of the good.

The produced good is produced by labor alone. Let us indicate with  $L$  the agents' labor supply.

Each agent in hemisphere  $j$  ( $j = N, S$ ) is endowed with one unit of time that can be used for work or leisure and can decide whether to work low ( $L_l^j$ ) or high ( $L_h^j$ ). If the agent works low, she produces and consumes the fixed amount  $\bar{Y}_1^j$  of the non-storable consumption good. In general, we can think of  $\bar{Y}_1^j$  as a subsistence consumption level. If the agent works high, she produces and consumes  $\bar{Y}_1^j + \bar{Y}_2^j$ . In other words, if the agent works  $L_h^j$ , she

produces and consumes an additional fixed amount  $\bar{Y}_2^j$  of the good that can be used as a substitute for the depleted environmental resource. Only the agents that work high can thus afford substitution consumption.<sup>5</sup>

Let us indicate with  $x \in [0, 1]$  the portion of agents that choose to work high in the North. The total amount produced and consumed in the North at any time  $t$  will then be given by:<sup>6</sup>

$$Y^N(x) =: (\bar{Y}_1^N + \bar{Y}_2^N)x + \bar{Y}_1^N (1 - x) = \bar{Y}_1^N + \bar{Y}_2^N x \quad (1)$$

Similarly, indicate with  $z \in [0, 1]$  the portion of agents that choose to work high in the South. Total production and consumption in the South is then equal to:

$$Y^S(z) =: (\bar{Y}_1^S + \bar{Y}_2^S)z + \bar{Y}_1^S (1 - z) = \bar{Y}_1^S + \bar{Y}_2^S z \quad (2)$$

Let us indicate with  $\bar{E}^N$  the endowment of the common access natural resource in the North when no production takes place. This amount is reduced by production and consumption in both hemispheres, therefore:

$$E^N(x, z) =: \bar{E}^N - \alpha[Y^N(x)] - \delta[Y^S(z)] \quad (3)$$

with  $\bar{E}^N, \alpha, \delta > 0$ .

Replacing  $Y^N(x)$  and  $Y^S(z)$  with equations (1) and (2) and collecting terms, we obtain:

$$E^N(x, z) = A - \alpha \bar{Y}_2^N x - \delta \bar{Y}_2^S z \quad (4)$$

where  $A =: \bar{E}^N - \alpha \bar{Y}_1^N - \delta \bar{Y}_1^S$ .

Mutatis mutandis, the same applies to the South:

$$E^S(x, z) =: \bar{E}^S - \gamma[Y^N(x)] - \beta[Y^S(z)] \quad (5)$$

with  $\bar{E}^S, \gamma, \beta > 0$ .

Substituting from (1) and (2), we get:<sup>7</sup>

---

<sup>5</sup>The existence of an homogeneous produced good that satisfies both basic and environmental needs is assumed in the paper for analytical simplicity. Recalling the example above, however, one can think of two distinct goods,  $\bar{Y}_1^j$  being the production of food that ensures agents' survival and  $\bar{Y}_2^j$  the production of swimming pools that provide a substitute for the polluted sea.

<sup>6</sup>We set population size equal to 1 in both hemispheres.

<sup>7</sup>We assume  $E^j(1, 1) > 0$  ( $j = N, S$ ).



$$E^S(x, z) = B - \gamma \bar{Y}_2^N x - \beta \bar{Y}_2^S z \quad (6)$$

where  $B =: \bar{E}^S - \beta \bar{Y}_1^S - \gamma \bar{Y}_1^N$ .

Notice that the parameters  $A$  and  $B$  can be interpreted, respectively, as the Northern and Southern environmental stocks net of the subsistence activities (i.e. production and consumption of  $\bar{Y}_1$ ) in both hemispheres. As equations (4) and (6) show, these stocks are further reduced by the defensive activities (i.e. production and consumption of  $\bar{Y}_2$ ) in both hemispheres. We assume that natural resource  $E$  regenerates instantaneously, so that the previous equations hold at every time  $t$ .

Finally, suppose that all agents have the same utility function in both hemispheres. We assume that each agent has a logarithmic additively separable utility function that depends on three arguments: (i) leisure, (ii) (subsistence) consumption of the produced good ( $\bar{Y}_1$ ) and (iii) environmental consumption. The latter can be consumption of the free natural resource  $E$  and (substitution) consumption of the produced good ( $\bar{Y}_2$ ).<sup>8</sup> As mentioned above, if an agent works low she cannot afford such private consumption. Therefore, the utility function of an agent who works low in hemisphere  $j$  ( $j = N, S$ ) will be:

$$U_l^j(x, z) = a \ln(1 - L_l^j) + b \ln \bar{Y}_1^j + \ln E^j(x, z) \quad (7)$$

where  $a, b > 0$ .

If an agent works high in hemisphere  $j$  she can enjoy both the environmental good in  $j$  and the substitute good that she produces. However, we assume that people who work high in the North can also enjoy part of the environment in the South (e.g. they can afford to spend their holidays at Maldives), whereas the opposite is not true (i.e. even if Southern agents work high they cannot afford a holiday in Saint Tropez). This asymmetry between the two hemispheres can be justified assuming that Northern agents are richer than Southern ones. The utility function of an agent who works high in the North will then be:

$$U_h^N(x, z) = a \ln(1 - L_h^N) + b \ln \bar{Y}_1^N + \ln \left[ E^N(x, z) + cE^S(x, z) + d \bar{Y}_2^N \right] \quad (8)$$

---

<sup>8</sup>Observe that the stock  $E$  of the natural resource that enters the agents' utility function can be interpreted as a proxy for environmental quality or for the flux of goods and services freely provided by Nature that people use to satisfy their needs.

while that of an agent who works high in the South will be:

$$U_h^S(x, z) = a \ln(1 - L_h^S) + b \ln \bar{Y}_1^S + \ln \left[ E^S(x, z) + e \bar{Y}_2^S \right] \quad (9)$$

where  $a, b, c, d, e > 0$ .<sup>9</sup>

Subtracting (7) when  $j = N$  from (8), we then obtain the payoff differential between working high and low in the North:

$$\Delta U^N(x, z) =: U_h^N(x, z) - U_l^N(x, z) = a \ln \frac{1-L_h^N}{1-L_l^N} + \ln \frac{E^N(x, z) + cE^S(x, z) + d\bar{Y}_2^N}{E^N(x, z)}$$

Similarly, subtracting (7) when  $j = S$  from (9), the payoff differential in the South is equal to:

$$\Delta U^S(x, z) =: U_h^S(x, z) - U_l^S(x, z) = a \ln \frac{1-L_h^S}{1-L_l^S} + \ln \frac{E^S(x, z) + e\bar{Y}_2^S}{E^S(x, z)}.$$

We assume that if the payoff differential is positive, the number of people that work high will increase since working high provides a higher utility than working low. The opposite holds if the differential payoff is negative. Finally, if the payoff differential equals zero in hemisphere  $j$  people in that hemisphere are indifferent between working low or high, so that the population share that works low (high) keeps constant over time. Therefore, we can write:

$$\Delta U^N(x, z) \gtrless 0 \Rightarrow \dot{x} \gtrless 0 \quad \Delta U^S(x, z) \gtrless 0 \Rightarrow \dot{z} \gtrless 0 \quad (10)$$

Replacing  $E^N(x, z)$  with (4) and  $E^S(x, z)$  with (6), we can rewrite the inequalities of condition (10) as follows:

$$\begin{aligned} d \bar{Y}_2^N + cB - (\bar{L}^N - 1)A + [\alpha(\bar{L}^N - 1) - c\gamma] \bar{Y}_2^N x + \\ + [\delta(\bar{L}^N - 1) - c\beta] \bar{Y}_2^S z \gtrless 0 \quad \Rightarrow \quad \dot{x} \gtrless 0 \quad (11) \end{aligned}$$

$$e \bar{Y}_2^S + \left( \beta \bar{Y}_2^S z + \gamma \bar{Y}_2^N x - B \right) (\bar{L}^S - 1) \gtrless 0 \quad \Rightarrow \quad \dot{z} \gtrless 0 \quad (12)$$

where:  $\bar{L}^N =: \left( \frac{1-L_l^N}{1-L_h^N} \right)^a$ ,  $\bar{L}^S =: \left( \frac{1-L_l^S}{1-L_h^S} \right)^a$ .<sup>10</sup>

---

<sup>9</sup>Notice from (9) that  $E^S(x, z)$  and  $\bar{Y}_2^S$  are perfect substitutes for Southern agents that work high,  $e$  being (the opposite of) their marginal rate of substitution. Similarly, from (8),  $E^N(x, z)$ ,  $E^S(x, z)$  and  $\bar{Y}_2^N$  are perfect substitutes for Northern agents that work high,  $c$  and  $d$  being the marginal rates of substitution between the three goods.

<sup>10</sup>Note that  $\bar{L}^N > 1$  and  $\bar{L}^S > 1 \forall a > 0$ .

Hence, in each hemisphere the payoff differential ( $\Delta U^N(x, z)$  and  $\Delta U^S(x, z)$ ) has the same sign as the time derivative of the population share that works high in that hemisphere ( $\dot{x}$  and  $\dot{z}$ , respectively). This property will turn out to be useful in the next paragraph to study the dynamics of growth. In our simple model without capital accumulation, in fact, economic growth in the two hemispheres is determined by how  $x$  and  $z$  evolve over time.

### 3 Dynamics of the economy

For the sake of simplicity, we can represent the dynamics of  $x$  and  $z$  by the so-called “replicator dynamics” (see, for instance, Weibull 1995):<sup>11</sup>

$$\begin{cases} \dot{x} = x(1-x)\Delta U^N(x, z) \\ \dot{z} = z(1-z)\Delta U^S(x, z) \end{cases} \quad (13)$$

The dynamic system (13) is defined in the square  $Q$ :

$$Q =: \{(x, z) : 0 \leq x \leq 1, 0 \leq z \leq 1\}.$$

All sides of this square are invariant, namely, if the pair  $(x, z)$  initially lies on one of the sides, then the whole correspondent trajectory also lies on that side. Note that the states  $\{(x, z) = (0, 0), (0, 1), (1, 0), (1, 1)\}$  are fixed points of the dynamic system (13).<sup>12</sup>

In what follows we will denote with  $Q_{x=0}$  the side where  $x = 0$ , with  $Q_{x=1}$  the side where  $x = 1$ . Similar interpretations apply to  $Q_{z=0}$  and  $Q_{z=1}$ . We will call  $Q_s$  the set of all four sides of  $Q$ .

We can distinguish four possible dynamic regimes along the side  $Q_{x=i}$  ( $i = 0, 1$ ):

- point  $z = 0$  is attractive and  $z = 1$  repulsive (figure 1.a).<sup>13</sup> In this case we will say that there is  $l^S$ -**dominance** along  $Q_{x=i}$  since working low

<sup>11</sup>Note that from (13) it follows that (10) holds  $\forall x \in (0, 1)$  and  $\forall z \in (0, 1)$ .

<sup>12</sup>Dynamics (13) describe an adaptive process based on an imitation mechanism: every period part of the population changes its strategy adopting the more remunerative one (working high or low). For the imitation to occur, however, each strategy must be followed by a positive portion of individuals. This requirement is not met along the sides of  $Q$  where one of the two strategies is not followed by anyone in one hemisphere and cannot therefore be imitated. This explains why all sides are invariant and all vertex are fixed points of (13).

<sup>13</sup>In what follows, we will indicate attractive points with a full dot and repulsive points with an open dot in the diagrams.

is the dominant strategy in the South if  $x = i$  (i.e. if everyone works either high or low in the North).

- point  $z = 0$  is repulsive and  $z = 1$  attractive (figure 1.b). In this case we will say that there is  $h^S$ -**dominance** along  $Q_{x=i}$ , working high being the dominant strategy in the South if  $x = i$ .
- both  $z = 0$  and  $z = 1$  are attractive and there is a repulsive fixed point along the side  $Q_{x=i}$  (figure 1.c). We will denote this case as “**bistable dynamics**” along  $Q_{x=i}$ .
- both  $z = 0$  and  $z = 1$  are repulsive and there is an attractive fixed point along  $Q_{x=i}$  (figure 1.d). We will denote this case as “**stable dynamics**” along  $Q_{x=i}$ .

Four similar cases can be identified along the sides  $Q_{z=0}$  and  $Q_{z=1}$ . Let us then examine the dynamics along each side of the square  $Q$ .

**Proposition 1** *Dynamics along  $Q_{x=0}$  :*

1. if  $B \leq B_0^* \equiv \frac{e\bar{Y}_2^S}{\bar{L}^S - 1}$ , there is  $h^S$ -dominance
2. if  $B \geq B_0^{**} \equiv \frac{e\bar{Y}_2^S}{\bar{L}^S - 1} + \beta \bar{Y}_2^S$ , there is  $l^S$ -dominance
3. if  $B_0^* \leq B \leq B_0^{**}$ , there is a bistable dynamics. The repulsive fixed point along  $x = 0$  is:

$$z_0^S = \frac{B(\bar{L}^S - 1) - e\bar{Y}_2^S}{\beta \bar{Y}_2^S (\bar{L}^S - 1)}$$

where subscript 0 of  $z$  denotes that the fixed point lies along  $x = 0$ .

**Proof.** See the Appendix. ■

The result of Proposition 1 is intuitively appealing. If  $B$  is relatively low (case 1 above), i.e. if the amount of natural resources that are left in the South after subsistence production of  $\bar{Y}_1$  is relatively low, Southern people will decide to work high in order to replace consumption of the depleted environment with the substitution consumption of  $\bar{Y}_2$ . On the contrary, if

natural resources that are left in the South after production of  $\bar{Y}_1$  are relatively high (case 2 above), Southern people will then prefer to work low and enjoy their environment.<sup>14</sup> For intermediate cases, there exists a repulsive point  $z_0^S$  separating the attraction basin of  $z = 0$  from that of  $z = 1$ . A similar interpretation applies when everyone is “workholic” (i.e. works high) in the North. In fact:

**Proposition 2** *Dynamics along  $Q_{x=1}$ :*

1. if  $B \leq B_1^* \equiv \frac{e\bar{Y}_2^S}{\bar{L}^S - 1} + \gamma \bar{Y}_2^{-N}$ , there is  $h^S$ -dominance
2. if  $B \geq B_1^{**} \equiv \frac{e\bar{Y}_2^S}{\bar{L}^S - 1} + \gamma \bar{Y}_2^{-N} + \beta \bar{Y}_2^S$ , there is  $l^S$ -dominance
3. if  $B_1^* \leq B \leq B_1^{**}$ , there is a bistable dynamics. The repulsive fixed point along  $x = 1$  is:

$$z_1^S = \frac{B - \gamma \bar{Y}_2^{-N}}{\beta \bar{Y}_2^S} - \frac{e}{\beta(\bar{L}^S - 1)}$$

where subscript 1 of  $z$  denotes that the fixed point lies along  $x = 1$ .

**Proof.** Similar to the proof of Proposition 1, imposing condition (12) to hold as equality and setting  $x = 1$  on the left-hand side. ■

Focusing attention on the bistable dynamics along  $Q_{x=0}$  and  $Q_{x=1}$ , observe that:

$$z_0^S - z_1^S = \frac{\gamma \bar{Y}_2^{-N}}{\beta \bar{Y}_2^S} > 0$$

This measures the reduction of the  $z = 0$  attraction basin for the South as the North moves from a situation where everyone works low ( $x = 0$ ) to a situation where everyone works high ( $x = 1$ ).

Let us now turn to the dynamics of the North starting with the case when everyone is “lazy” (i.e. works low) in the South.

---

<sup>14</sup>Note that the ratio  $\frac{\bar{Y}_2^S}{\bar{L}^S - 1}$  which enters  $B_0^*$  and  $B_0^{**}$  can be interpreted as a measure of the Southern agents facility to access the substitution consumption in terms of labor.

**Proposition 3** *Dynamics along*  $Q_{z=0}$  :

Case 1:  $\bar{L}^N - 1 > c\frac{\gamma}{\alpha}$  :

1.1) if  $A \leq A_0^* \equiv \frac{cB+d\bar{Y}_2^N}{\bar{L}^N-1}$ , there is  $h^N$ -dominance

1.2) if  $A \geq A_0^{**} \equiv \frac{cB+d\bar{Y}_2^N + [\alpha(\bar{L}^N-1)-c\gamma]\bar{Y}_2^N}{\bar{L}^N-1}$ , there is  $l^N$ -dominance

1.3) if  $A_0^* < A < A_0^{**}$ , there is a bistable dynamics. In the repulsive fixed point along  $z = 0$  we have:

$$x_0^N = \frac{A(\bar{L}^N - 1) - cB - d\bar{Y}_2^N}{[\alpha(\bar{L}^N - 1) - c\gamma]\bar{Y}_2^N}$$

where subscript 0 of  $x$  denotes that the fixed point lies along  $z = 0$ .

Case 2:  $\bar{L}^N - 1 < c\frac{\gamma}{\alpha}$  :

2.1) if  $A \leq A_0^{**}$ , there is  $h^N$ -dominance

2.2) if  $A \geq A_0^*$ , there is  $l^N$ -dominance

2.3) if  $A_0^* < A < A_0^{**}$ , there is a stable dynamics. In the attractive fixed point along  $z = 0$  we have:  $x = x_0^N$ .

Case 3:  $\bar{L}^N - 1 = c\frac{\gamma}{\alpha}$  :

3.1) if  $A < A_0^*$ , there is  $h^N$ -dominance

3.2) if  $A > A_0^*$ , there is  $l^N$ -dominance

3.3) if  $A = A_0^*$ , the side  $Q_{z=0}$  is a set of fixed points.

**Proof.** See the Appendix. ■

Although Proposition 3 shows a higher number of possible cases, the intuition is similar to that of Propositions 1 and 2. If the amount of natural resources that are left after production of  $\bar{Y}_1$  is relatively low in the North ( $A \leq \min(A_0^*, A_0^{**})$ ), Northern agents want to go on holiday to the South where the environment is better preserved, therefore they are induced to work high ( $h^N$ -dominance). Viceversa, if the amount of natural resources is relatively high in the North ( $A \geq \max(A_0^*, A_0^{**})$ ), Northern agents do not have such an incentive, therefore they prefer to work low and enjoy more leisure ( $l^N$ -dominance).

Despite the similar interpretations of Propositions 1 to 3, the North differs from the South as it may also exhibit a stable dynamics (case 2). This is more likely to occur, the higher the ratio  $\gamma/\alpha$ . To explain why this is the case, recall that  $\gamma$  and  $\alpha$  measure the impact of Northern production on environmental resources in the South and in the North, respectively. If  $\gamma$

is high with respect to  $\alpha$ , an increase in the number of Northern agents that work high depletes the environment in the South relatively more than in the North. This makes the strategy  $h^N$  less attractive as it reduces the incentive of Northern agents to go on holiday to the South to enjoy a better environment as  $x$  increases. In other words, if Northern production damages the South more than the North, an individual may prefer to stay in the North rather than face a possibly expensive journey to the South where the environment may be equally or even more polluted at the end of the day.

Finally, let us examine the Northern dynamics when everyone is “workoholic” (i.e., works high) in the South.

**Proposition 4** *Dynamics along  $Q_{z=1}$ :*

Case 1:  $\bar{L}^N - 1 > c\frac{\gamma}{\alpha}$  :

1.1) if  $A \leq A_1^* \equiv \frac{cB+d\bar{Y}_2^N+[\delta(\bar{L}^N-1)-c\beta]\bar{Y}_2^S}{\bar{L}^N-1}$ , there is  $h^N$ -dominance

1.2) if  $A \geq A_1^{**} \equiv \frac{cB+d\bar{Y}_2^N+[\delta(\bar{L}^N-1)-c\beta]\bar{Y}_2^S+[\alpha(\bar{L}^N-1)-c\gamma]\bar{Y}_2^N}{\bar{L}^N-1}$ , there is  $l^N$ -dominance

1.3) if  $A_1^* < A < A_1^{**}$ , there is a bistable dynamics. In the repulsive fixed point along  $z = 1$  we have:

$$x_1^N = \frac{A(\bar{L}^N - 1) - cB - d\bar{Y}_2^N - [\delta(\bar{L}^N - 1) - c\beta]\bar{Y}_2^S}{[\alpha(\bar{L}^N - 1) - c\gamma]\bar{Y}_2^N}$$

where subscript 1 of  $x$  denotes that the fixed point lies along  $z = 1$ .

Case 2:  $\bar{L}^N - 1 < c\frac{\gamma}{\alpha}$  :

2.1) if  $A \leq A_1^{**}$ , there is  $h^N$ -dominance

2.2) if  $A \geq A_1^*$ , there is  $l^N$ -dominance

2.3) if  $A_1^{**} < A < A_1^*$ , there is a stable dynamics. In the attractive fixed point along  $z = 1$  we have:  $x = x_1^N$ .

Case 3:  $\bar{L}^N - 1 = c\frac{\gamma}{\alpha}$  :

3.1) if  $A < A_1^*$ , there is  $h^N$ -dominance

3.2) if  $A > A_1^*$ , there is  $l^N$ -dominance

3.3) if  $A = A_1^*$ , the side  $Q_{z=1}$  is a set of fixed points.

**Proof.** Similar to the proof of Proposition 3. ■

Let us compare the fixed points  $x_0^N$  and  $x_1^N$  of Propositions 3 and 4.

In Case 1 above ( $\bar{L}^N - 1 > c\frac{\gamma}{\alpha}$ ),  $x_0^N$  and  $x_1^N$  are repulsive fixed points along the sides  $Q_{z=0}$  and  $Q_{z=1}$ , respectively. Moreover, we have  $x_0^N < x_1^N$  *iff*:

$$\bar{L}^N - 1 < c\frac{\beta}{\delta} \quad (14)$$

It follows that -if condition (14) applies- the attraction basin of  $x = 0$  increases, while that of  $x = 1$  decreases as we pass from  $z = 0$  to  $z = 1$ . This is equivalent to say that Northern people find less convenient to work high so to spend their holidays in the South as the South becomes more productive. In fact, condition (14) implies that -ceteris paribus- the impact of Southern production on the environment in the South (measured by  $\beta$ ) is relatively high with respect to its impact in the North (measured by  $\delta$ ). An increase in Southern production, therefore, makes the strategy  $h^N$  less attractive, inducing Northern people to work low and enjoy their own environment rather than work high to go to the South.

The opposite occurs in Case 2 above ( $\bar{L}^N - 1 < c\frac{\gamma}{\alpha}$ ). In this case, in fact,  $x_0^N$  and  $x_1^N$  are attractive fixed points and it is  $x_0^N < x_1^N$  *iff*:

$$\bar{L}^N - 1 > c\frac{\beta}{\delta} \quad (15)$$

If (15) holds, therefore, the quota  $x$  of agents that work high in the North grows as the activity level rises in the South (moving from  $z = 0$  to  $z = 1$ ). In other words, Northern people find now more convenient to work high and go on holidays to the South as the South increases its production, since the environmental impact of Southern production is relatively low in the South as compared to the North ( $\beta/\delta$  being sufficiently low).

## 4 Welfare analysis

In this section we will examine the average welfare level in the two hemispheres at all possible dynamic regimes and for all possible values of  $x$  and  $z$ . The average welfare level in the North and in the South is equal to, respectively:

$$\bar{U}^N(x, z) =: xU_h^N(x, z) + (1 - x)U_l^N(x, z)$$

$$\bar{U}^S(x, z) =: zU_h^S(x, z) + (1 - z)U_l^S(x, z)$$



Observe that  $\bar{U}^N(0, z) = U_l^N(0, z)$  and  $\bar{U}^N(1, z) = U_h^N(1, z)$  are the Northern average welfare levels when everyone works low and high in the North, respectively. Similarly, for the South we have  $\bar{U}^S(x, 0) = U_l^S(x, 0)$  and  $\bar{U}^S(x, 1) = U_h^S(x, 1)$ .

Let us first consider the case  $z = 0$  (i.e. minimum production level in the South) and compare the Northern welfare levels at the fixed points with  $x = 0$ ,  $x = 1$  and  $x = x_0^N$  (when existing). The following proposition applies.

**Proposition 5** *If everyone works low in the South, it is:*

$$\bar{U}^N(0, 0) > \bar{U}^N(1, 0) \quad \text{iff} \quad A > A_0^w =: \frac{cB + d\bar{Y}_2^N - (\alpha + c\gamma)\bar{Y}_2^N}{\bar{L}^N - 1}$$

where:  $A_0^w < A_0^*$ ,  $A_0^{**}$ .

Moreover, if there exists a fixed point with  $x = x_0^N$ , then it is always:

$$\bar{U}^N(0, 0) > \bar{U}^N(x_0^N, 0) > \bar{U}^N(1, 0)$$

**Proof.** See the Appendix. ■

Proposition 5 above states that the fixed point  $(0, 0)$  Pareto-dominates the fixed point  $(1, 0)$  for the North even if there exists  $h^N$ -dominance along  $z = 0$ , provided  $A$  is sufficiently large, namely, provided the environmental stock that is left in the North after subsistence production and consumption of  $\bar{Y}_1$  in both hemispheres is sufficiently high. In this case, economic growth in the North (i.e. an increase in the aggregate production level) reduces the Northern welfare as we pass from the repulsive point  $(0, 0)$  to the attractive point  $(1, 0)$ . If so, the increase of production and consumption may lead to a Pareto worsening.<sup>15</sup>

If there is  $l^N$ -dominance along  $z = 0$ , the fixed point  $(0, 0)$  always Pareto-dominates the fixed point  $(1, 0)$  for the North since  $A$  is larger than  $A_0^*$  and  $A_0^{**}$  (see Proposition 3) that, in turn, are both larger than  $A_0^w$ . In this case, therefore, growth is always welfare-reducing.

---

<sup>15</sup>Observe that this somewhat surprising result may be partially affected by the structure of the present model. The model, in fact, focus attention on negative externalities only and disregards the possibility of positive externalities. Moreover, there is no coordination among agents in the model. Therefore, environmental degradation is bound to increase (reducing the welfare level) as income grows. We will come back to this point in the concluding remarks.

The fixed point  $(0, 0)$  always Pareto-dominates the fixed point  $(1, 0)$  for the North also if there exists a stable or bistable dynamics along  $z = 0$ . In the case of a stable dynamics,  $x_0^N$  is globally attractive in  $Q_{z=0}$ . Thus, as the economy moves from  $x = 0$  to  $x = x_0^N$  we have again a welfare-reducing growth process. Finally, in the case of a bistable dynamics,  $x_0^N$  is repulsive in  $Q_{z=0}$  and growth leads to a reduction in the welfare level if the economy moves from  $x = x_0^N$  to the right towards  $x = 1$ .

Summing up, when everyone works low in the South ( $z = 0$ ), growth is desirable in the North if and only if  $A$  is sufficiently low.

Similar propositions apply also for the other sides of  $Q$  (i.e.  $Q_{z=1}$ ,  $Q_{x=0}$ ,  $Q_{x=1}$ ). It is easy to verify that, in general, necessary and sufficient condition for Northern (Southern) growth to be desirable is that  $A$  ( $B$ ) is sufficiently low.

Let us now suppose that there is a stable dynamics regime in both  $Q_{z=0}$  and  $Q_{z=1}$ ,  $x_0^N$  and  $x_1^N$  being the attractive fixed points of  $Q_{z=0}$  and  $Q_{z=1}$ , respectively. In this case the following proposition applies.

**Proposition 6** *If there exist stable dynamics along  $Q_{z=0}$  and  $Q_{z=1}$ , then:*

$$\bar{U}^N(x_1^N, 1) < \bar{U}^N(x_0^N, 0) \quad \text{iff} \quad \alpha \bar{Y}_2^N (x_1^N - x_0^N) + \delta \bar{Y}_2^S > 0 \quad (16)$$

**Proof.** See the Appendix. ■

Proposition 6 implies that if  $x_1^N > x_0^N$ , namely, if more agents work high in the North as we pass from  $Q_{z=0}$  to  $Q_{z=1}$ , then the Northern welfare decreases. Stated differently, if the South changes its working attitude from “lazy” ( $z = 0$ ) to “workholic” ( $z = 1$ ), the North will have to counterbalance it by reducing its activity and production level. If not, an increase in both Northern and Southern aggregate production may generate an “undesirable” (Pareto-dominated) growth process for the North.

So far we examined Northern and Southern welfare along the sides of  $Q$ , keeping one hemisphere’s activity constant at its maximum or minimum level. Let us now investigate the welfare level in the two hemispheres in the whole set  $Q$ , namely, for all possible values of  $x$  and  $z$ .

**Proposition 7** *Suppose that there exists a subset of  $Q$  where  $\Delta U^N(x, z) < 0$ , namely,  $l^N$  provides a higher utility than  $h^N$ . Then  $\bar{U}^N(0, 0)$  is the absolute maximum of  $\bar{U}^N(x, z)$  in  $Q$ . Mutatis mutandis, the same applies to the South.*

**Proof.** See the Appendix. ■

Proposition 7 suggests that, whenever the dynamics of (13) is non trivial (i.e.  $\dot{x}$  and  $\dot{z}$  are not always positive in  $Q$ ), the point  $(0, 0)$  Pareto-dominates any other possible state  $(x, z)$  in the North and/or in the South. In particular, if there exists a fixed point  $(\hat{x}, \hat{z})$  inside  $Q$ , then it is:

$$\bar{U}^N(0, 0) > \bar{U}^N(\hat{x}, \hat{z}) \text{ and } \bar{U}^S(0, 0) > \bar{U}^S(\hat{x}, \hat{z}).$$

## 5 North-South interactions

For the sake of simplicity, we will restrict our attention to “robust” cases, that is, to the cases in which the fixed points are all hyperbolic.<sup>16</sup> Focusing attention on hyperbolic fixed points simplifies the analysis since the latter can be of three types only: attractive points (“sinks”), repulsive points (“sources”) and saddle-points. It follows that the vertex of  $Q$  will be attractive points if and only if they are attractive along the sides they belong to. Thus, for instance,  $(0, 0)$  will be a sink if and only if it is an attractive point along both  $Q_{x=0}$  and  $Q_{z=0}$ . Moreover, when there exist fixed points (other than the vertex) along the sides of  $Q$ , they must be sinks or saddle points if there is a stable dynamics, sources or saddle points if there is a bistable dynamics. As a consequence, we can infer the nature of a vertex or another fixed point along the sides of  $Q$  by simply looking at Propositions 1-4.

For space reasons, we will omit here a complete classification of all possible dynamics of (13) that can be obtained by combining Propositions 1-4. In what follows we will present the most interesting cases where an increase in the activity level may turn out to be “undesirable” (i.e. welfare-reducing). As shown below, the selection process of such cases is path-dependent, namely, it depends on the initial distribution of strategies.

Before moving onwards to these cases, let us first remember that the necessary condition for  $(1, 1)$  to be an absolute maximum of  $\bar{U}^N(x, z)$  and  $\bar{U}^S(x, z)$  is that both  $\dot{x}$  and  $\dot{z}$  are always positive in  $Q$ . If this condition is met,  $(1, 1)$  is globally attractive inside  $Q$ , as represented by the dynamics in

---

<sup>16</sup>By hyperbolic fixed points we mean fixed points that have real part of the eigenvalues different from zero. For our purpose, therefore, we have to exclude the cases where this condition is violated, that is: (i)  $A \in \{A_0^*, A_0^{**}, A_1^*, A_1^{**}\}$  and  $B \in \{B_0^*, B_0^{**}, B_1^*, B_1^{**}\}$  in Propositions 1-4; (ii) the lines  $\Delta U^N(x, z) = 0$  and  $\Delta U^S(x, z) = 0$  coincide or intersect at fixed points  $(x, z)$  on the boundary of  $Q$ .

figure 4. If, on the contrary, such condition is violated, the maximum activity level  $(1, 1)$  is never desirable for at least one hemisphere.<sup>17</sup>

Combining North and South strategy selection process, we can classify the dynamic regimes according to the number of coexisting strategies that are selected by the two hemispheres out of all four possible strategies  $(l^S, l^N, h^S, h^N)$ . In this regard, three possible cases can be identified:

(a) only two out of the four possible strategies coexist. In other words, each hemisphere selects a unique strategy (either working high or low).

(b) three strategies coexist: the South selects only one strategy, while the North adopts both strategies (some Northern agents work high, others low).<sup>18</sup>

(c) all four strategies coexist: some people choose to work high and others low in each hemisphere.

## 5.1 Case a: two strategies coexist

In this case each hemisphere selects only one of the two strategies  $(l^j, h^j)$  with  $j = N, S$  in the attractive fixed points. This implies a sort of imitation process among agents within each hemisphere so that all agents choose to work either low or high. The most interesting dynamics of this kind is the one represented in figure 5. Such case occurs if and only if there exists a bistable dynamics along all sides  $Q_s$  of  $Q$ , namely: *iff*  $A_i^* < A < A_i^{**}$  and  $B_i^* < B < B_i^{**}$  ( $i = 0, 1$ ). In this case all vertex of  $Q$  are sinks, all other fixed points along  $Q_s$  are saddle points and the fixed point inside  $Q$  is a source. As figure 5 shows, almost every trajectory will lead to a vertex of  $Q$ , where each hemisphere ends up choosing a unique strategy (either working low or high).<sup>19</sup> The vertex attraction basins are delimited by the stable manifolds of the saddle paths.

From the welfare analysis above, we know that each hemisphere achieve its highest and lowest welfare level in  $(0, 0)$  and  $(1, 1)$ , respectively, with intermediate welfare levels in  $(0, 1)$  and  $(1, 0)$ . Only one of the four possible vertex selected by the dynamics of  $Q$  implies, therefore, the maximum welfare level.

---

<sup>17</sup>The fixed point  $(1, 1)$ , however, can still be locally attractive, as shown below.

<sup>18</sup>Obviously, the opposite cannot occur. As seen above, in fact, there cannot be stable dynamics of the South along the sides  $Q_{x=0}$  and  $Q_{x=1}$ .

<sup>19</sup>We do not converge to the vertex in a zero measure set, given by the source inside  $Q$  and the stable manifolds of the saddle points along the sides of  $Q$ .

## 5.2 Case b: three strategies coexist

The most interesting example of this kind is represented in figure 6. In this case, the fixed point within  $Q$  and all four vertex are saddle-points, the fixed points along  $Q_{x=0}$  and  $Q_{x=1}$  are sources, while those along  $Q_{z=0}$  and  $Q_{z=1}$  are sinks. At the sinks  $(x_0^N, 0)$  and  $(x_1^N, 1)$  all Southern agents select the same strategy (working low and high, respectively), while lazy and hard workers coexist in the North (since  $0 < x_0^N < 1$  and  $0 < x_1^N < 1$ ). Since  $x_1^N > x_0^N$ , from the welfare analysis above it follows that both hemispheres are better-off in the sink  $(x_0^N, 0)$  than in the sink  $(x_1^N, 1)$ :

$$U^j(x_0^N, 0) > U^j(x_1^N, 1) \quad j = N, S$$

From Proposition 5, it also follows that the North is better-off in  $(0, 0)$  than in  $(x_0^N, 0)$ . Similarly, the South is also better-off in  $(0, 0)$  than in  $(x_0^N, 0)$  since -ceteris paribus- its environment is less damaged from Northern production. Therefore, we have:

$$U^j(0, 0) > U^j(x_0^N, 0) \quad j = N, S$$

Joining the last two inequalities, it yields:

$$U^j(0, 0) > U^j(x_0^N, 0) > U^j(x_1^N, 1) \quad j = N, S$$

Both hemispheres achieve their highest welfare level in  $(0, 0)$ , but this point is not attractive in the present case, therefore neither the North nor the South maximizes its welfare level at the sinks and trajectories lead again to an undesirable growth outcome.

## 5.3 Case c: all strategies coexist

Sufficient condition for this case to occur is that we simultaneously have:

- $l^S$ -dominance along  $Q_{x=0}$
- $h^S$ -dominance along  $Q_{x=1}$
- $h^N$ -dominance along  $Q_{z=0}$
- $l^N$ -dominance along  $Q_{z=1}$

Observe that if the North is “workholic” ( $x = 1$ ) the South also chooses to work high (there is  $h^S$ -dominance), while if the North is “lazy” ( $x = 0$ ) the South also chooses to work low (there is  $l^S$ -dominance). This occurs because if the North is at its maximum activity level, the Southern environment is highly damaged by the North and the South is induced to make defensive choices producing the substitution good. The opposite occurs if the North is at its minimum activity level. Note that, as in cases (a) and (b) above, also in case (c) North and South achieve their maximum welfare at  $(0, 0)$ , that is, when they are both at their minimum activity level.

If the South is “lazy” ( $z = 0$ ), working high is the dominant strategy in the North. This occurs because when  $z = 0$  the Southern environment is little damaged by production in the same hemisphere and its quality is high with respect to that of the Northern environment, which induces Northern agents to work high to afford a holiday in the South. If the South is “workholic” ( $z = 1$ ) the environmental impact of its production makes this incentive disappear and Northern people choose to work low ( $l^N$ -dominance).

The analysis along the sides suggests, therefore, that the South imitates the North, while the North does the opposite. This outcome is determined by the hypothesis of asymmetry between the hemispheres (Northern people can enjoy Southern environment, but not vice versa). Northern people are induced to work high when Southern people work low, since in this case the environment in the South is well preserved. Southern people are induced to work high when Northern people work high, as this tends to damage the environment in the South and calls for Southern production of substitute goods.

Figures 7 , 8 and 9 show three cases where all possible strategies coexist. In each of these figures all vertex are saddle-points and there are no other fixed points along  $Q_s$ . It follows that no trajectory will ever converge to a point along  $Q_s$  where all agents in one (or both) hemisphere select a unique strategy so that the other strategy can be ruled out. As it can be easily verified, the fixed point inside  $Q$  can be either attractive or repulsive and there can be a limit cycle in  $Q$ .<sup>20</sup>

Figure 7 shows the case of an attractive fixed point inside  $Q$ . In that point some people choose to work high and others low in each hemisphere and the population shares  $x$  and  $z$  keep constant.

---

<sup>20</sup>See the Appendix section “Stability of the fixed point inside  $Q$ ” for a numerical example.

Figure 8 shows a case where the fixed point inside  $Q$  is repulsive and almost every trajectory converges to a limit cycle.<sup>21</sup> The population shares  $x$  e  $z$  “fluctuate” along the limit cycle without converging to any stationary value and none of the four strategies can be ruled out. The mechanism that generates such fluctuations is similar to the one described above. If  $z$  is initially low (i.e. the Southern activity level is low), the environment in the South is well preserved and Northern agents are induced to work high. As  $x$  increases, however, this damages the Southern environment, leading to an increase in  $z$  since more Southern agents work high to afford defensive expenditures. When  $z$  is high enough, working high is no longer the best strategy for Northern agents, therefore  $x$  decreases, which leads to a reduction in  $z$  as well and so on. In this case, therefore, an increase in the Northern activity level leads to a similar increase in the Southern one, whereas the opposite is not true.

Finally, figure 9 shows a case where the fixed point inside  $Q$  is repulsive and every trajectory starting inside  $Q$  tends to its sides without converging to any fixed point or limit cycle.

## 6 Comparative static analysis: transferring negative externalities to the South

One of the most debated issues in the environmental literature concerns the possibility that introducing green taxes and stricter environmental policies in the North may lead Northern industries to move polluting productions to the South where ecological regulations are less severe. To what extent such mechanism, known as environmental dumping, takes place in reality is still a matter of investigation in the empirical literature. In the case of worldwide problems like global warming, however, shifting polluting productions to the South may generate negative feedback effects on the North that counterbalance Northern ecological policies. The effects of environmental dumping can be examined in our model by simple comparative static analysis. If the most polluting productions move from the North to the South, the impact of Northern production on Northern environment ( $\alpha$  in the model)

---

<sup>21</sup>The only trajectories that do not converge to the limit cycle are those along the sides of  $Q$ .

will fall, whereas its impact on Southern environment ( $\gamma$ ) will rise.<sup>22</sup> The same applies if the North transfers to the South toxic wastes that result from its production. Similarly, if the North shifts to the South its exploitation of natural resources used as inputs in the production process, the environmental impact of Northern production is also transferred from the North to the South. Think, for instance, of deforestation induced in the South by paper production in the North, or of exploitation of biodiversity in the South for the pharmaceutical production in the North. All these cases may be analyzed by looking at the combined effect of reducing  $\alpha$  and increasing  $\gamma$  in our model. A reduction in  $\alpha$  improves Northern environmental quality. An increase in  $\gamma$ , on the contrary, worsens Southern environmental quality stimulating environmental defensive expenditures and thus also aggregate production, which has a negative feedback effect on Northern environmental quality. Hence, the final effect on Northern environment and welfare of transferring negative externalities to the South is a priori undetermined. The possible consequences of this policy can be described by looking again at the dynamics of case (a) above. Recall that in this case the fixed point  $(0, 0)$  Pareto-dominates all other vertex, while  $(1, 1)$  is Pareto-dominated by all of them. Both  $(0, 0)$  and  $(1, 1)$  are locally attractive since all sides of  $Q$  show a bistable dynamics. An increase in  $\gamma$  reduces -*ceteris paribus*-  $B$  and increases  $B_1^*$  (see Proposition 2). As  $\gamma$  increases, therefore, we can pass from bistable dynamics to  $h^S$ -dominance along the sides  $Q_{x=1}$  and  $Q_{x=0}$  (see figure 10). If so, the fixed point  $(0, 0)$  with the highest welfare level is no longer attractive, while that with the lowest welfare level  $(1, 1)$  is still a sink. Transferring the environmental impact of Northern production to the South, therefore, has ambiguous effects on the Northern welfare and, as shown in this case, it might end up decreasing welfare in both hemispheres.

---

<sup>22</sup>We are implicitly assuming that Northern industries spend or reinvest in the North the profits from producing in the South. Production in the South of Northern industries can be considered, therefore, as Northern production as it increases Northern income. If, on the contrary, the profits of this polluting activities remain in the South, environmental dumping will cause the impact of Southern production on its environment ( $\beta$ ) to rise leaving  $\gamma$  unchanged.



## 7 Conclusions

Nowadays an increasing number of people make defensive expenditures to protect against deterioration of the environment they live in. This phenomenon, that leads to the substitution of common access depleted environmental goods with privately produced substitute goods, is becoming more and more frequent in modern industrialized economies. This observation has recently induced some studies to examine the relationship between environmental defensive expenditures and economic growth. The basic idea underlying these works is that negative externalities could contribute to a self-reinforcing growth process: environmental degradation induces individual defensive expenditures that raise the activity level which, in turn, may further increase environmental degradation.

The present paper builds on this literature by extending the analysis from a single population to a North-South evolutionary context. The aim of the paper is to investigate the possible feedback effects that environmental defensive expenditures may generate between the two hemispheres and their impact on growth and welfare in rich and poor countries. To examine this issue, we assume that agents can afford defensive expenditures only if they work high and start by analyzing the dynamics of labor and production in one hemisphere when all agents choose to work either low or high in the other hemisphere (section 3). The analysis of these “polar” cases provides the basis for the welfare analysis of each hemisphere (section 4) and for the dynamics that can be obtained by combining North and South strategy selection process (sections 5 and 6).

Growth is characterized in the model by “critical mass” or “imitation” effects. If a sufficiently high number of agents in one hemisphere choose to work high, the other agents living in that hemisphere are induced to choose the same strategy, with an overall growth in the activity and production level. If, on the contrary, the number of “lazy” agents is sufficiently high, the others will also be induced to work little. Critical mass effects may also occur across hemispheres. If the activity level is sufficiently low in the South, its environment will be rather well preserved. This may contribute to raise Northern production since Northern agents may decide to work harder to afford a holiday to the South. However, if the rise in Northern production is high enough, this may deplete the Southern environment, inducing in turn a growth process in the South since Southern people will now want to make defensive expenditures. These feedback effects may determine an undesirable

(i.e. welfare-reducing) increase in the activity levels. Both hemispheres, in fact, may end up in a situation where everyone works “too much”: people work harder to protect against pollution, but they might be better-off by working less and enjoying a cleaner world. As shown in the paper, this outcome may occur both in “polar” cases (Propositions 5 and 6) and in the more realistic situation where some people work high and others low in each hemisphere. Calling  $x$  ( $z$ ) the quota of population that works high and make defensive expenditures in the North (South), the solution where everyone works low ( $x = 0$ ,  $z = 0$ ) may Pareto-dominate any other  $(x, z)$  pair for both hemispheres (Proposition 7). North-South interactions may also generate limit cycles in the model. If Southern production is low, an increase in Northern production contributes to raise Southern production, but the consequent environmental degradation in the South lowers the incentive of Northern agents to work high, which reduces in turn Southern production and so on. Finally, we show that transferring the environmental impact of Northern production to the South (e.g. transferring polluting activities, production wastes, exploitation of natural resources...) may end up decreasing welfare in both hemispheres.

We are fully aware that the results obtained in this work may look provocative, but we believe that they might contribute to shed light on some aspects of economic growth that have generally be neglected in the literature. Much research, however, will be needed to deepen and improve the present analysis. In the first place, it would be interesting to see whether the same results hold by relaxing some of the simplifying assumptions of the model, such as no capital accumulation and instantaneous rate of regeneration for the environmental stock. In the second place, a larger scale of production is assumed to increase environmental degradation in the paper as it implies more wastes and higher exploitation of natural resources. Beyond this negative “scale” effect of growth on the environment, we would like to account in the future also for the positive environmental impact that economic growth may have via technological progress and a sector shift towards more environmental friendly activities, what Grossman (1995) calls the “technique” and “composition” effects of growth on the environment. Finally, while the choice of Northern agents to work high and spend their holidays in the South may damage the Southern environment through an increase in Northern production, it may also have a positive impact on the South. Northern tourism to the South, in fact, may play a crucial role both as an engine of growth and as a source of income for environmental protection investments in de-

veloping countries. These extensions of the future research seem particularly important to provide a more thorough analysis of the critical mass effects that emerge in the paper.

## 8 References

Antoci A., Bartolini S., 1999, "Negative externalities as the engine of growth in an evolutionary context", Nota di lavoro 83.99, FEEM.

Antoci A., Sacco P., Vanin, P., 1999, "Social capital dynamics and social poverty traps", University of Bologna, mimeo.

Bartolini S., Bonatti L., 1999, "Endogenous growth and negative externalities", Nota di Lavoro 91.99, FEEM (Fondazione Eni Enrico Mattei), Milan.

Beltratti A., 1996, "Models of economic growth with environmental assets", Fondazione ENI Enrico Mattei series on Economics, Energy and Environment, Kluwer Academic Publishers, Dordrecht, The Netherlands.

Cullino R., 1993, "Una stima delle spese difensive e ambientali" in "Ambiente e contabilità nazionale", I. Musu e D. Siniscalco ed., Il Mulino, Bologna.

Grossman G.M., 1995, "Pollution and growth: what do we know?", in Goldin I. and Winters L.A. (eds) "The economics of sustainable development", Cambridge University Press, pp.19-45.

Hirsch F., 1976, "Social limits to growth", Harvard University Press, Cambridge, USA.

Hueting R., 1980, "New scarcity and economic growth. More welfare through less production?", North Holland.

Leipert C., 1989, "National income and economic growth: the conceptual side of defensive expenditures", Journal of Economic Issues, pp.843-856.

Leipert C., Simonis U. E., 1989, "Environmental protection expenditures: the German example", Rivista Internazionale di Scienze Economiche e Commerciali, vol. 36, pp.255-270.

Shogren, J.F., Crocker, T.D., 1991, "Cooperative and non-cooperative protection against transferable and filterable externalities", Environmental and Resource Economics, 1, pp.195-213.

Vincent, J.R., 2000, "Green accounting: from theory to practice", Environment and Development Economics, 5, pp.13-24, Cambridge University Press.

Weibull J.W., 1995, "Evolutionary game theory", Cambridge, MIT Press.

## 9 Appendix

### Proof of Proposition 1

The generic expression for the fixed point  $z_0^S$  is obtained from condition (12), imposing it to hold as equality (i.e. setting  $\Delta U^S(x, z) = 0$ ) and solving with respect to  $z$  when  $x = 0$ . Note that it is:  $\frac{\partial \Delta U^S(x, z)}{\partial z} > 0$ .

If case 1 applies ( $B \leq B_0^*$ ), then  $z_0^S \leq 0$ . It follows that  $\Delta U^S(x, z) > 0 \forall z \in [0, 1]$ , so that  $z = 0$  is a repulsive, whereas  $z = 1$  is an attractive fixed point ( $h^S$ -dominance). If case 2 applies ( $B \geq B_0^{**}$ ),  $z_0^S \geq 1$ , therefore  $\Delta U^S(x, z) < 0 \forall z \in [0, 1]$  so that there is  $l^S$ -dominance. Finally, if case 3 applies ( $B_0^* \leq B \leq B_0^{**}$ ), we have  $z_0^S \in (0, 1)$ . In this case,  $z_0^S$  is a repulsive fixed point since  $\Delta U^S(x, z)$  is negative to the left and positive to the right of  $z_0^S$  (bistable dynamics). ■

### Proof of Proposition 3

The proof is similar to that of Proposition 1. The only difference is that when  $z = 0$  we have that  $\Delta U^N(x, z)$  is not strictly increasing in  $x$ . In fact, it is:

$$\frac{\partial \Delta U^N(x, z)}{\partial x} \geq 0 \leftrightarrow \bar{L}^N - 1 \geq c \frac{\lambda}{\alpha}.$$

If  $\frac{\partial \Delta U^N(x, z)}{\partial x} > 0$  (case 1),  $\Delta U^N(x, z)$  is positive to the right of the fixed point  $x_0^N$  and negative to its left. The opposite occurs when  $\frac{\partial \Delta U^N(x, z)}{\partial x} < 0$  (case 2).

This property determines the stability analysis of the fixed point  $x_0^N$ . ■

### Proof of Proposition 5

From (7) with  $j = N$  and (4), we have:

$$\bar{U}^N(0, 0) = a \ln(1 - L_l^N) + b \ln \bar{Y}_1^N + \ln A$$

Similarly, from (8), (4) and (6), it is:

$$\bar{U}^N(1, 0) = a \ln(1 - L_h^N) + b \ln \bar{Y}_1^N + \ln [A - \alpha \bar{Y}_2^N + c(B - \gamma \bar{Y}_2^N) + d \bar{Y}_2^N]$$

It follows that:

$$\bar{U}^N(0, 0) > \bar{U}^N(1, 0) \Leftrightarrow A > A_0^w$$

Moreover, if there exists a fixed point  $(x_0^N, 0)$  along  $Q_{z=0}$ , it must be:

$$U_h^N(x_0^N, 0) = U_l^N(x_0^N, 0)$$

This implies:

$$\bar{U}^N(x_0^N, 0) = U_l^N(x_0^N, 0) = a \ln(1 - L_l^N) + b \ln \bar{Y}_1^{-N} + \ln \left( A - \alpha \bar{Y}_2^{-N} x_0^N \right)$$

which is always smaller than  $\bar{U}^N(0, 0)$  since  $x_0^N > 0$ .

Similarly, we can also write:

$$\begin{aligned} \bar{U}^N(x_0^N, 0) = U_h^N(x_0^N, 0) = & a \ln(1 - L_h^N) + b \ln \bar{Y}_1^{-N} + \ln[A - \alpha \bar{Y}_2^{-N} + \\ & + c(B - \gamma \bar{Y}_2^{-N} x_0^N) + d \bar{Y}_2^{-N}] \end{aligned}$$

which is always larger than  $\bar{U}^N(1, 0)$  since  $x_0^N < 1$ . Therefore, we have:

$$\bar{U}^N(0, 0) > \bar{U}^N(x_0^N, 0) > \bar{U}^N(1, 0) \blacksquare$$

### Proof of Proposition 6

Observe that, since  $x_1^N$  is a fixed point, it is:  $U_h^N(x_1^N, 1) = U_l^N(x_1^N, 1)$  and hence  $\bar{U}^N(x_1^N, 1) = U_l^N(x_1^N, 1)$ .

Similarly, for  $x_0^N$  we have:  $\bar{U}^N(x_0^N, 0) = U_l^N(x_0^N, 0)$ .

Condition (16) is then equivalent to  $U_l^N(x_1^N, 1) < U_l^N(x_0^N, 0)$  and can be easily worked out replacing  $U_l^N(x_1^N, 1)$  and  $U_l^N(x_0^N, 0)$  with the correspondent expressions.  $\blacksquare$

### Proof of Proposition 7

Let us consider the case  $\bar{L}^N - 1 > c \frac{\gamma}{\alpha}$ , the proof for  $\bar{L}^N - 1 \leq c \frac{\gamma}{\alpha}$  being completely analogous. When  $\bar{L}^N - 1 > c \frac{\gamma}{\alpha}$ , the locus  $\Delta U^N(x, z) = 0$  (i.e. the set of points such that  $\dot{x} = 0$ ) is a downward sloping line in  $(x, z)$ . Moreover, it is  $\Delta U^N(x, z) < 0$  (i.e.  $\dot{x} < 0$ ) to its left and  $\Delta U^N(x, z) > 0$  (i.e.  $\dot{x} > 0$ ) to its right.<sup>23</sup> If it is  $\dot{x} < 0$  in a subset of  $Q$ , therefore, two possible cases can occur:

- (a) either the line  $\Delta U^N(x, z) = 0$  crosses the interior of  $Q$  (see figure 2)
- (b) or the line  $\Delta U^N(x, z) = 0$  lies above and to the right of  $Q$  (see figure 3).

Consider case (a) above. We want to show that the Northern average utility is higher in  $(0, 0)$  than in any other point of  $Q$ . For this purpose, it is sufficient to prove that average utility in  $(0, 0)$  is higher than in any point of  $Q$  along the line  $\Delta U^N(x, z) = 0$  (step 1), to its left (step 2) or to its right (step 3). The average utility level in  $(0, 0)$  is:

---

<sup>23</sup>This follows from the fact that  $\frac{\partial \Delta U^N(x, z)}{\partial x} > 0$  when  $\bar{L}^N - 1 > c \frac{\gamma}{\alpha}$ .

$$\bar{U}^N(0,0) = U_l^N(0,0) = a \ln(1 - L_l^N) + b \ln \bar{Y}_1^N + \ln A$$

*Step 1:*

Suppose  $(\bar{x}, \bar{z}) \in \Delta U^N(x, z) = 0$ . Then it is:

$$U_h^N(\bar{x}, \bar{z}) = U_l^N(\bar{x}, \bar{z})$$

which implies:

$$\bar{U}^N(\bar{x}, \bar{z}) = U_l^N(\bar{x}, \bar{z}) = a \ln(1 - L_l^N) + b \ln \bar{Y}_1^N + \ln \left( A - \alpha \bar{Y}_2^N \bar{x} - \delta \bar{Y}_2^S \bar{z} \right).$$

Since  $\bar{x}$  and/or  $\bar{z} > 0$ , it follows that:

$$\bar{U}^N(0,0) > \bar{U}^N(\bar{x}, \bar{z}) \quad (17)$$

thus, average utility in  $(0,0)$  is higher than in any point on the line  $\Delta U^N(x, z) = 0$ .

*Step 2:*

Consider now the set of points  $L$  that lie to the left of  $\Delta U^N(x, z) = 0$ . Being to the left of  $\Delta U^N(x, z) = 0$ , we have  $\Delta U^N(x, z) < 0 \forall (x, z) \in L$ . Therefore, for every point in  $L$ , we have:

$$U_l^N(x, z) > U_h^N(x, z)$$

which also implies:

$$U_l^N(x, z) > \bar{U}^N(x, z) \quad (18)$$

since

$$\bar{U}^N(x, z) - U_l^N(x, z) = [U_h^N(x, z) - U_l^N(x, z)] x < 0.$$

Since  $U_l^N(0,0) = \max_{(x,z) \in Q} U_l^N(x, z)$ , from (18) it follows that:

$$\bar{U}^N(0,0) = U_l^N(0,0) > U_l^N(x, z) > \bar{U}^N(x, z) \quad \forall (x, z) \in L.$$

Hence, average utility in  $(0,0)$  is higher than in any point of  $Q$  that lies to the left of the line  $\Delta U^N(x, z) = 0$ .

*Step 3:*

Finally, take the set of points  $R$  that lie to the right of  $\Delta U^N(x, z) = 0$ . For every point  $(x, z) \in R$ , we have  $\Delta U^N(x, z) > 0$ , therefore,  $U_h^N(x, z) > U_l^N(x, z)$ , which implies:

$$U_h^N(x, z) > \bar{U}^N(x, z) \quad \forall (x, z) \in R \quad (19)$$

Since  $U_h^N(x, z)$  is a decreasing function of  $x$  and/or  $z$ , any point in  $R$  is Pareto dominated by any point  $(\bar{x}, \bar{z})$  on the line  $\Delta U^N(x, z) = 0$ . Therefore, we can write:

$$\bar{U}^N(\bar{x}, \bar{z}) = U_h^N(\bar{x}, \bar{z}) > U_h^N(x, z) \quad \forall (x, z) \in R \quad (20)$$

From (17), (19) and (20) it follows that:

$$\bar{U}^N(0,0) > \bar{U}^N(x,z) \quad \forall (x,z) \in R.$$

Hence, average utility in  $(0,0)$  is higher than in any point of  $Q$  that lies to the right of the line  $\Delta U^N(x,z) = 0$ .

Mutatis mutandis, the same proof applies to case (b) where the line  $\Delta U^N(x,z) = 0$  is always above  $Q$  so that  $\dot{x} < 0 \forall (x,z) \in Q$  (figure 3).<sup>24</sup> ■

### Stability of the fixed point inside $Q$ : a numerical example

Let us assume the following set of parameter values:

$$c = d = e = 1, \beta = .1, \gamma = .3, \bar{Y}_2^S = 5, \bar{Y}_2^N = 10, \bar{L}^S = \bar{L}^N = 2, B = 8.$$

For the dynamics along the sides of  $Q$  to hold, it must be  $.5\delta + .25 < \alpha$  and  $18 + 10(\alpha - .3) < A < 18 + 5(\delta - .1)$ . It is sufficient, therefore, to set  $A$  equals to the mean of the upper- and lower-bound of the interval above, namely:  $A = 16.25 + 2.5\delta + 5\alpha$ .

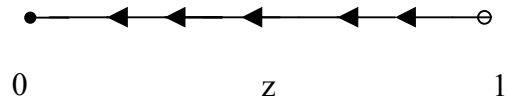
With these parameter values, the fixed point has coordinates:

$$x = 125 \frac{1+4\alpha-22\delta}{\alpha-3\delta} \text{ and } z = 75 \frac{4\alpha-1-2\delta}{\alpha-3\delta}.$$

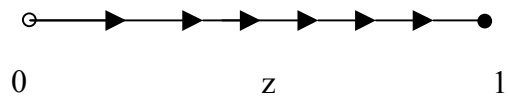
The determinant of the Jacobian matrix in that point is always positive and its trace has the same sign as that of the following expression:  $g(\alpha, \delta) =: 51 - 42\delta - 146\alpha + 40\alpha^2$ . Note that -ceteris paribus- if  $\alpha$  is sufficiently high, the fixed point is repulsive. Also note that the trace can become negative for some given changes in the parameter values. If  $\alpha = \frac{1}{3} + .5\delta$ , in fact, we get  $g(\frac{1}{3} + .5\delta, \delta) = 6.77 - 175\delta - 100\delta^2$ . In this case, therefore, if  $\delta$  is sufficiently high, the trace becomes negative (and the fixed point attractive). As it can be easily verified, in this numerical example there exists an Hopf bifurcation and thus a limit cycle when the trace changes its sign.

---

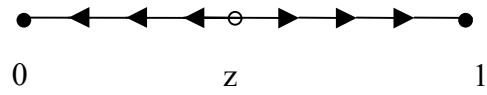
<sup>24</sup>To prove that this is the case, it is sufficient to invert the role played by the payoffs of the strategies  $l^N$  and  $h^N$  in the proof above.



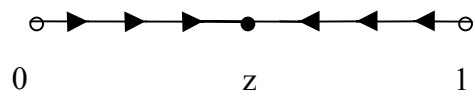
**Figure 1.a:  $l^s$ -dominance**



**Figure 1.b:  $h^s$ -dominance**

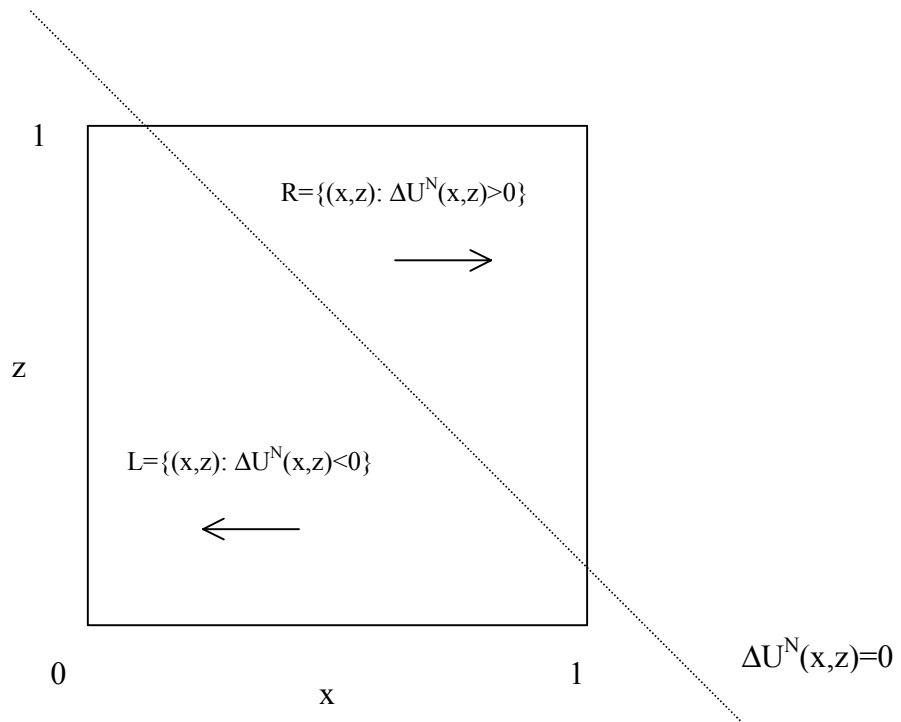


**Figure 1.c: bistable dynamics**

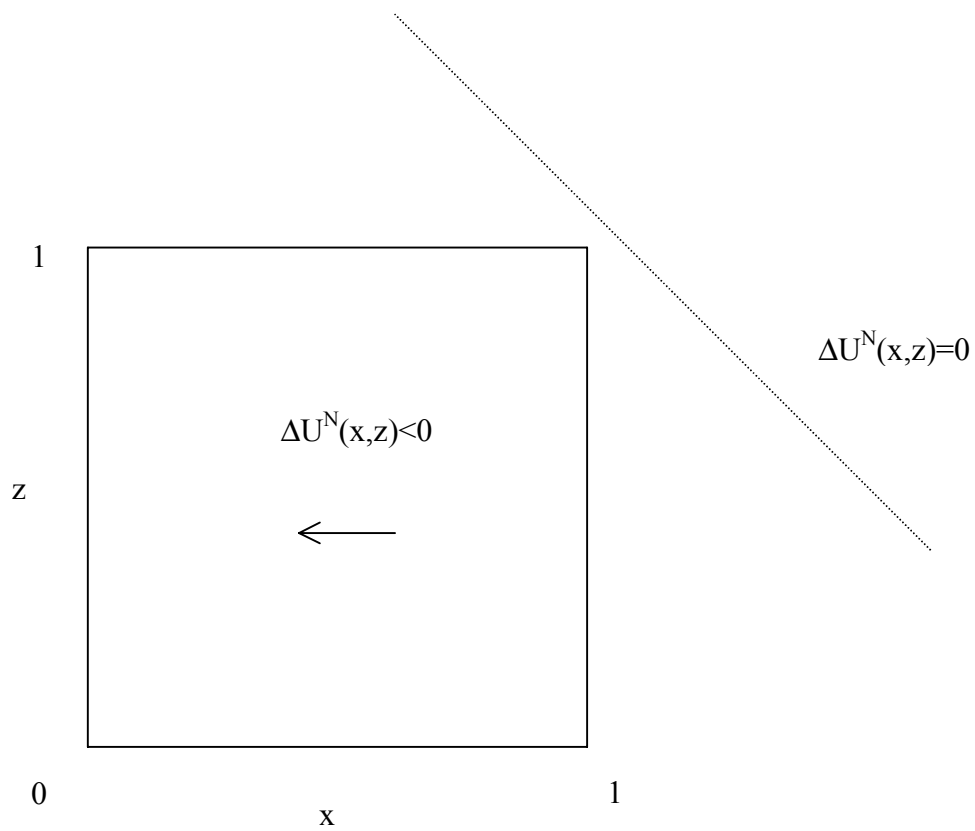


**Figure 1.d: stable dynamics**





**Figure 2**



**Figure 3**

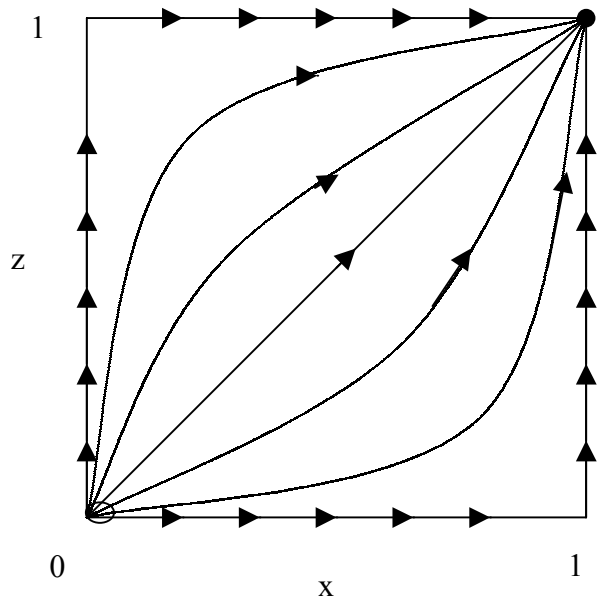


Figure 4

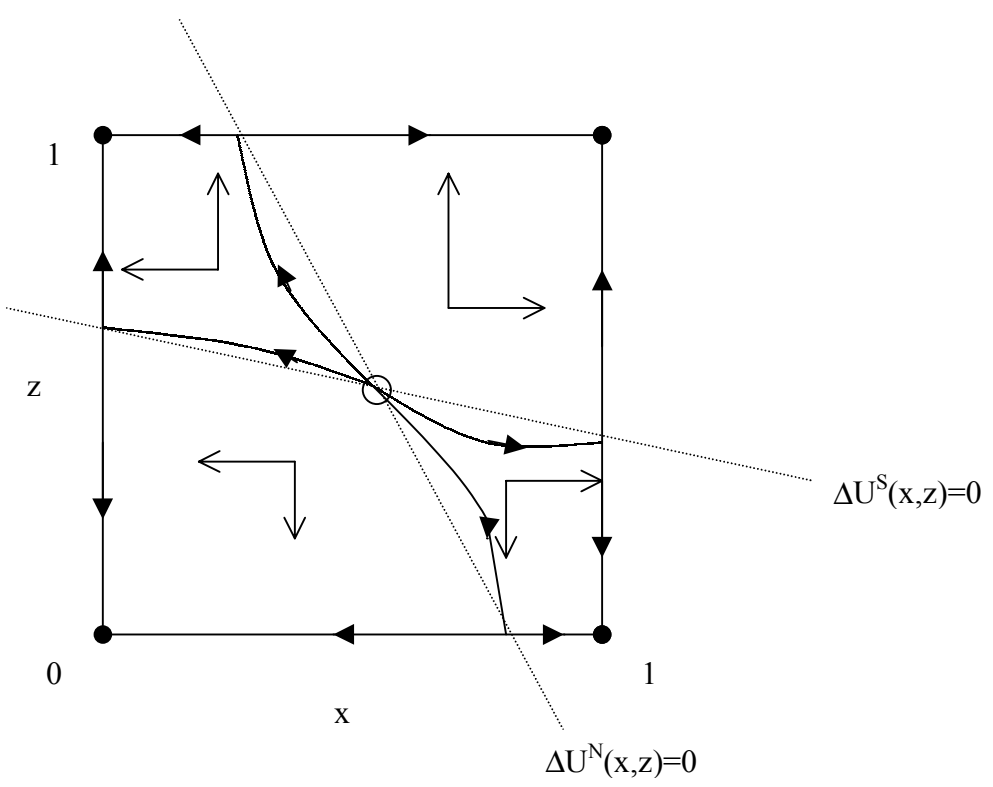


Figure 5

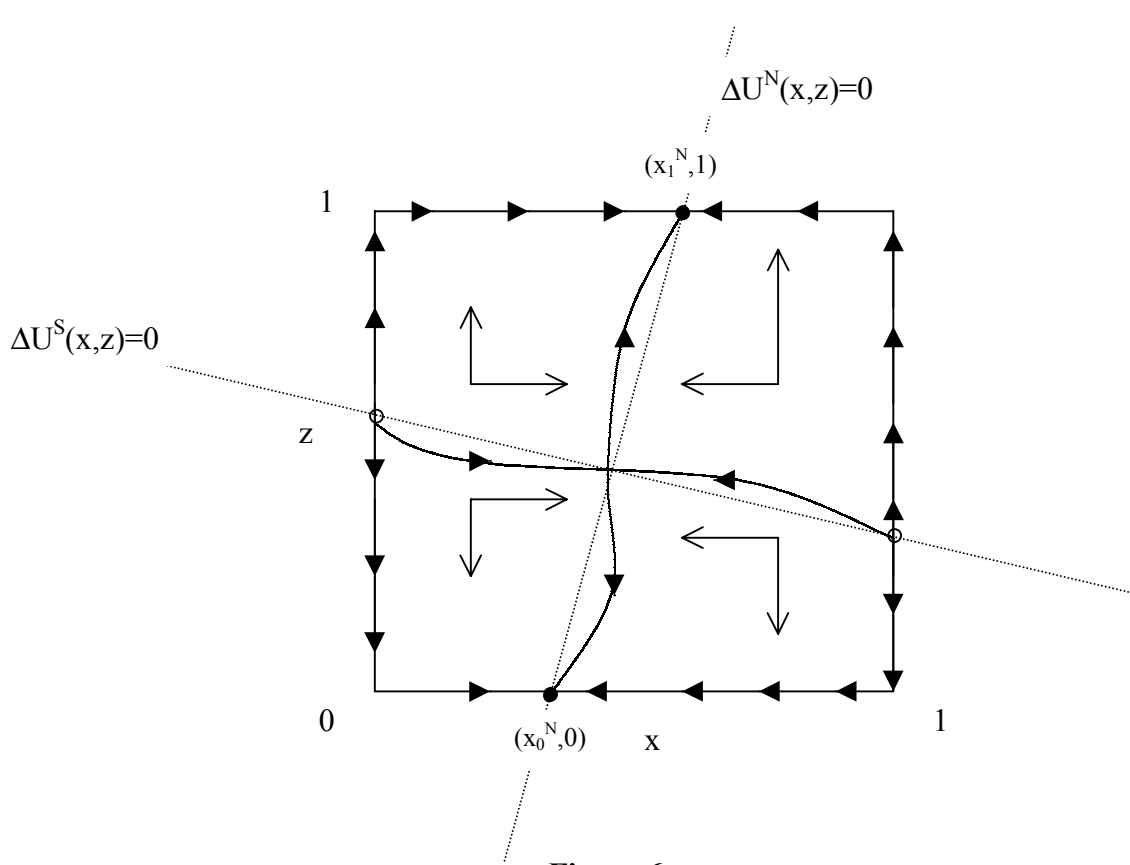


Figure 6

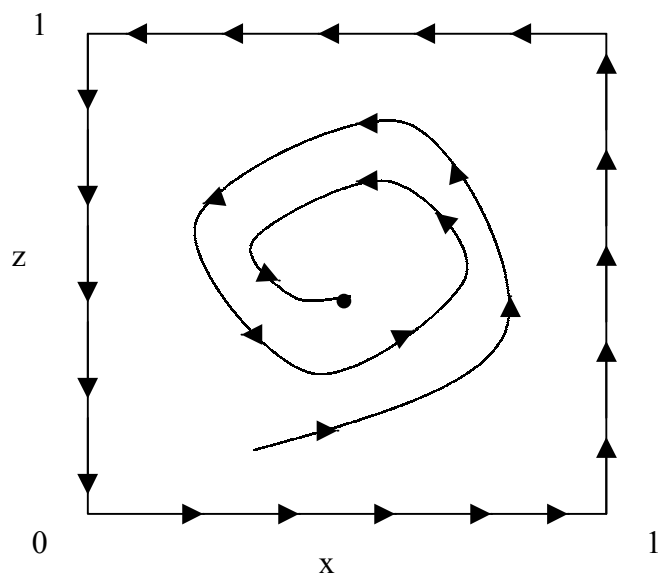
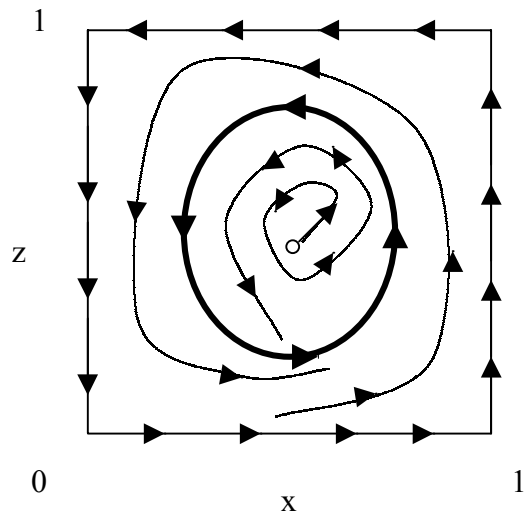
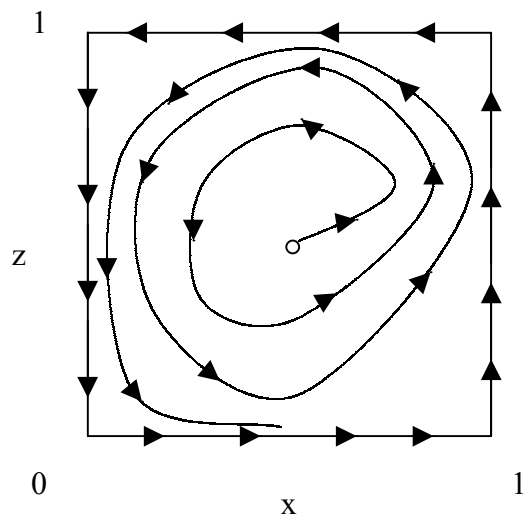


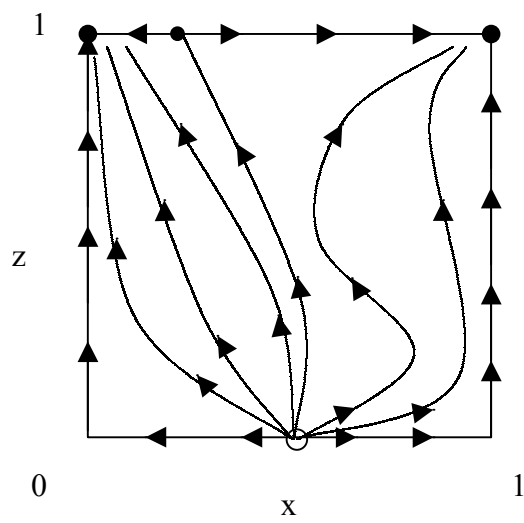
Figure 7



**Figure 8**



**Figure 9**



**Figure 10**

## NOTE DI LAVORO DELLA FONDAZIONE ENI ENRICO MATTEI

### Fondazione Eni Enrico Mattei Working Papers Series

Our working papers are available on the Internet at the following addresses:

*Server WWW: WWW.FEEM.IT*

*Anonymous FTP: FTP.FEEM.IT*

[http://papers.ssrn.com/abstract\\_id=XXXXXX](http://papers.ssrn.com/abstract_id=XXXXXX)

|                   |         |  |
|-------------------|---------|--|
| SUST              | 1.2001  | <i>Inge MAYERES and Stef PROOST: <u>Should Diesel Cars in Europe be Discouraged?</u></i>   |
| SUST              | 2.2001  | <i>Paola DORIA and Davide PETTENELLA: <u>The Decision Making Process in Defining and Protecting Critical Natural Capital</u></i>   |
| CLIM              | 3.2001  | <i>Alberto PENCH: <u>Green Tax Reforms in a Computable General Equilibrium Model for Italy</u></i>   |
| CLIM              | 4.2001  | <i>Maurizio BUSSOLO and Dino PINELLI: <u>Green Taxes: Environment, Employment and Growth</u></i>   |
| CLIM              | 5.2001  | <i>Marco STAMPINI: <u>Tax Reforms and Environmental Policies for Italy</u></i>   |
| ETA               | 6.2001  | <i>Walid OUESLATI: <u>Environmental Fiscal Policy in an Endogenous Growth Model with Human Capital</u></i>   |
| CLIM              | 7.2001  | <i>Umberto CIORBA, Alessandro LANZA and Francesco PAULI: <u>Kyoto Commitment and Emission Trading: a European Union Perspective</u></i>  |
| MGMT              | 8.2001  | <i>Brian SLACK (xlv): <u>Globalisation in Maritime Transportation: Competition, uncertainty and implications for port development strategy</u></i>   |
| VOL               | 9.2001  | <i>Giulia PESARO: <u>Environmental Voluntary Agreements: A New Model of Co-operation Between Public and Economic Actors</u></i>  |
| VOL               | 10.2001 | <i>Cathrine HAGEM: <u>Climate Policy, Asymmetric Information and Firm Survival</u></i>   |
| ETA               | 11.2001 | <i>Sergio CURRARINI and Marco MARINI: <u>A Sequential Approach to the Characteristic Function and the Core in Games with Externalities</u></i>   |
| ETA               | 12.2001 | <i>Gaetano BLOISE, Sergio CURRARINI and Nicholas KIKIDIS: <u>Inflation and Welfare in an OLG Economy with a Privately Provided Public Good</u></i>   |
| KNOW              | 13.2001 | <i>Paolo SURICO: <u>Globalisation and Trade: A “New Economic Geography” Perspective</u></i>  |
| ETA               | 14.2001 | <i>Valentina BOSETTI and Vincenzina MESSINA: <u>Quasi Option Value and Irreversible Choices</u></i>  |
| CLIM              | 15.2001 | <i>Guy ENGELEN (xlii): <u>Desertification and Land Degradation in Mediterranean Areas: from Science to Integrated Policy Making</u></i>  |
| SUST              | 16.2001 | <i>Julie Catherine SORS: <u>Measuring Progress Towards Sustainable Development in Venice: A Comparative Assessment of Methods and Approaches</u></i>   |
| SUST              | 17.2001 | <i>Julie Catherine SORS: <u>Public Participation in Local Agenda 21: A Review of Traditional and Innovative Tools</u></i>  |
| CLIM              | 18.2001 | <i>Johan ALBRECHT and Niko GOBBIN: <u>Schumpeter and the Rise of Modern Environmentalism</u></i>   |
| VOL               | 19.2001 | <i>Rinaldo BRAU, Carlo CARRARO and Giulio GOLFETTO (xliii): <u>Participation Incentives and the Design of Voluntary Agreements</u></i>   |
| ETA               | 20.2001 | <i>Paola ROTA: <u>Dynamic Labour Demand with Lumpy and Kinked Adjustment Costs</u></i>   |
| ETA               | 21.2001 | <i>Paola ROTA: <u>Empirical Representation of Firms’ Employment Decisions by an (S,s) Rule</u></i>   |
| ETA               | 22.2001 | <i>Paola ROTA: <u>What Do We Gain by Being Discrete? An Introduction to the Econometrics of Discrete Decision Processes</u></i>  |
| PRIV              | 23.2001 | <i>Stefano BOSI, Guillaume GIRMANS and Michel GUILLARD: <u>Optimal Privatisation Design and Financial Markets</u></i>  |
| KNOW              | 24.2001 | <i>Giorgio BRUNELLO, Claudio LUPI, Patrizia ORDINE, and Maria Luisa PARISI: <u>Beyond National Institutions: Labour Taxes and Regional Unemployment in Italy</u></i>   |
| ETA               | 25.2001 | <i>Klaus CONRAD: <u>Locational Competition under Environmental Regulation when Input Prices and Productivity Differ</u></i>  |
| PRIV              | 26.2001 | <i>Bernardo BORTOLOTTI, Juliet D’SOUZA, Marcella FANTINI and William L. MEGGINSON: <u>Sources of Performance Improvement in Privatised Firms: A Clinical Study of the Global Telecommunications Industry</u></i> |
| CLIM              | 27.2001 | <i>Frédéric BROCHIER and Emiliano RAMIERI: <u>Climate Change Impacts on the Mediterranean Coastal Zones</u></i>  |
| ETA               | 28.2001 | <i>Nunzio CAPPUCCIO and Michele MORETTO: <u>Comments on the Investment-Uncertainty Relationship in a Real Option Model</u></i>   |
| KNOW              | 29.2001 | <i>Giorgio BRUNELLO: <u>Absolute Risk Aversion and the Returns to Education</u></i>  |
| CLIM              | 30.2001 | <i>ZhongXiang ZHANG: <u>Meeting the Kyoto Targets: The Importance of Developing Country Participation</u></i>  |
| ETA               | 31.2001 | <i>Jonathan D. KAPLAN, Richard E. HOWITT and Y. Hossein FARZIN: <u>An Information-Theoretical Analysis of Budget-Constrained Nonpoint Source Pollution Control</u></i>   |
| MGMT<br>Coalition | 32.2001 | <i>Roberta SALOMONE and Giulia GALLUCCIO: <u>Environmental Issues and Financial Reporting Trends</u></i>   |
| Theory<br>Network | 33.2001 | <i>Shlomo WEBER and Hans WIESMETH: <u>From Autarky to Free Trade: The Impact on Environment</u></i>  |
| ETA               | 34.2001 | <i>Margarita GENIUS and Elisabetta STRAZZERA: <u>Model Selection and Tests for Non Nested Contingent Valuation Models: An Assessment of Methods</u></i>  |

|                                |         |  |
|--------------------------------|---------|--|
| NRM                            | 35.2001 | <i>Carlo GIUPPONI</i> : <u>The Substitution of Hazardous Molecules in Production Processes: The Atrazine Case Study in Italian Agriculture</u>   |
| KNOW                           | 36.2001 | <i>Raffaele PACI and Francesco PIGLIARU</i> : <u>Technological Diffusion, Spatial Spillovers and Regional Convergence in Europe</u>  |
| PRIV                           | 37.2001 | <i>Bernardo BORTOLOTTI</i> : <u>Privatisation, Large Shareholders, and Sequential Auctions of Shares</u>   |
| CLIM                           | 38.2001 | <i>Barbara BUCHNER</i> : <u>What Really Happened in The Hague? Report on the COP6, Part I, 13-25 November 2000, The Hague, The Netherlands</u>   |
| PRIV                           | 39.2001 | <i>Giacomo CALZOLARI and Carlo SCARPA</i> : <u>Regulation at Home, Competition Abroad: A Theoretical Framework</u>   |
| KNOW                           | 40.2001 | <i>Giorgio BRUNELLO</i> : <u>On the Complementarity between Education and Training in Europe</u>   |
| Coalition<br>Theory<br>Network | 41.2001 | <i>Alain DESDOIGTS and Fabien MOIZEAU</i> (xlvi): <u>Multiple Politico-Economic Regimes, Inequality and Growth</u>   |
| Coalition<br>Theory<br>Network | 42.2001 | <i>Parkash CHANDER and Henry TULKENS</i> (xlvi): <u>Limits to Climate Change</u>   |
| Coalition<br>Theory<br>Network | 43.2001 | <i>Michael FINUS and Bianca RUNDSHAGEN</i> (xlvi): <u>Endogenous Coalition Formation in Global Pollution Control</u>   |
| Coalition<br>Theory<br>Network | 44.2001 | <i>Wietze LISE, Richard S.J. TOL and Bob van der ZWAAN</i> (xlvi): <u>Negotiating Climate Change as a Social Situation</u>   |
| NRM                            | 45.2001 | <i>Mohamad R. KHAWLIE</i> (xlvii): <u>The Impacts of Climate Change on Water Resources of Lebanon- Eastern Mediterranean</u>   |
| NRM                            | 46.2001 | <i>Mutasem EL-FADEL and E. BOU-ZEID</i> (xlvii): <u>Climate Change and Water Resources in the Middle East: Vulnerability, Socio-Economic Impacts and Adaptation</u>                            |
| NRM                            | 47.2001 | <i>Eva IGLESIAS, Alberto GARRIDO and Almudena GOMEZ</i> (xlvii): <u>An Economic Drought Management Index to Evaluate Water Institutions' Performance Under Uncertainty and Climate Change</u>  |
| CLIM                           | 48.2001 | <i>Wietze LISE and Richard S.J. TOL</i> (xlvii): <u>Impact of Climate on Tourist Demand</u>  |
| CLIM                           | 49.2001 | <i>Francesco BOSELLO, Barbara BUCHNER, Carlo CARRARO and Davide RAGGI</i> : <u>Can Equity Enhance Efficiency? Lessons from the Kyoto Protocol</u>  |
| SUST                           | 50.2001 | <i>Roberto ROSON</i> (xlviii): <u>Carbon Leakage in a Small Open Economy with Capital Mobility</u>   |
| SUST                           | 51.2001 | <i>Edwin WOERDMAN</i> (xlviii): <u>Developing a European Carbon Trading Market: Will Permit Allocation Distort Competition and Lead to State Aid?</u>  |
| SUST                           | 52.2001 | <i>Richard N. COOPER</i> (xlviii): <u>The Kyoto Protocol: A Flawed Concept</u>   |
| SUST                           | 53.2001 | <i>Kari KANGAS</i> (xlviii): <u>Trade Liberalisation, Changing Forest Management and Roundwood Trade in Europe</u>   |
| SUST                           | 54.2001 | <i>Xueqin ZHU and Ekko VAN IERLAND</i> (xlviii): <u>Effects of the Enlargement of EU on Trade and the Environment</u>  |
| SUST                           | 55.2001 | <i>M. Ozgur KAYALICA and Sajal LAHIRI</i> (xlviii): <u>Strategic Environmental Policies in the Presence of Foreign Direct Investment</u>   |
| SUST                           | 56.2001 | <i>Savas ALPAY</i> (xlviii): <u>Can Environmental Regulations be Compatible with Higher International Competitiveness? Some New Theoretical Insights</u>                                       |
| SUST                           | 57.2001 | <i>Roldan MURADIAN, Martin O'CONNOR, Joan MARTINEZ-ALER</i> (xlviii): <u>Embodied Pollution in Trade: Estimating the "Environmental Load Displacement" of Industrialised Countries</u>         |
| SUST                           | 58.2001 | <i>Matthew R. AUER and Rafael REUVENY</i> (xlviii): <u>Foreign Aid and Direct Investment: Key Players in the Environmental Restoration of Central and Eastern Europe</u>                       |
| SUST                           | 59.2001 | <i>Onno J. KUIK and Frans H. OOSTERHUIS</i> (xlviii): <u>Lessons from the Southern Enlargement of the EU for the Environmental Dimensions of Eastern Enlargement, in particular for Poland</u> |
| ETA                            | 60.2001 | <i>Carlo CARRARO, Alessandra POME and Domenico SINISCALCO</i> (xlix): <u>Science vs. Profit in Research: Lessons from the Human Genome Project</u>   |
| CLIM                           | 61.2001 | <i>Efrem CASTELNUOVO, Michele MORETTO and Sergio VERGALLI</i> : <u>Global Warming, Uncertainty and Endogenous Technical Change: Implications for Kyoto</u>                                     |
| PRIV                           | 62.2001 | <i>Gian Luigi ALBANO, Fabrizio GERMANO and Stefano LOVO</i> : <u>On Some Collusive and Signaling Equilibria in Ascending Auctions for Multiple Objects</u>                                     |
| CLIM                           | 63.2001 | <i>Elbert DIJKGRAAF and Herman R.J. VOLLEBERGH</i> : <u>A Note on Testing for Environmental Kuznets Curves with Panel Data</u>   |
| CLIM                           | 64.2001 | <i>Paolo BUONANNO, Carlo CARRARO and Marzio GALEOTTI</i> : <u>Endogenous Induced Technical Change and the Costs of Kyoto</u>   |
| CLIM                           | 65.2001 | <i>Guido CAZZAVILLAN and Ignazio MUSU</i> (l): <u>Transitional Dynamics and Uniqueness of the Balanced-Growth Path in a Simple Model of Endogenous Growth with an Environmental Asset</u>      |
| CLIM                           | 66.2001 | <i>Giovanni BAIOCCHI and Salvatore DI FALCO</i> (l): <u>Investigating the Shape of the EKC: A Nonparametric Approach</u>   |
| CLIM                           | 67.2001 | <i>Marzio GALEOTTI, Alessandro LANZA and Francesco PAULI</i> (l): <u>Desperately Seeking (Environmental) Kuznets: A New Look at the Evidence</u>   |
| CLIM                           | 68.2001 | <i>Alexey VIKHLYAEV</i> (xlviii): <u>The Use of Trade Measures for Environmental Purposes – Globally and in the EU Context</u>   |
| NRM                            | 69.2001 | <i>Gary D. LIBECAP and Zeynep K. HANSEN</i> (li): <u>U.S. Land Policy, Property Rights, and the Dust Bowl of the 1930s</u>   |

|      |          |   |
|------|----------|---|
| NRM  | 70.2001  | <i>Lee J. ALSTON, Gary D. LIBECAP and Bernardo MUELLER</i> (li): <u>Land Reform Policies. The Sources of Violent Conflict and Implications for Deforestation in the Brazilian Amazon</u>  |
| CLIM | 71.2001  | <i>Claudia KEMFERT</i> : <u>Economy-Energy-Climate Interaction – The Model WIAGEM -</u>   |
| SUST | 72.2001  | <i>Paulo A.L.D. NUNES and Yohanes E. RIYANTO</i> : <u>Policy Instruments for Creating Markets for Biodiversity: Certification and Ecolabeling</u>   |
| SUST | 73.2001  | <i>Paulo A.L.D. NUNES and Erik SCHOKKAERT</i> (lii): <u>Warm Glow and Embedding in Contingent Valuation</u>   |
| SUST | 74.2001  | <i>Paulo A.L.D. NUNES, Jeroen C.J.M. van den BERGH and Peter NIJKAMP</i> (lii): <u>Ecological-Economic Analysis and Valuation of Biodiversity</u>   |
| VOL  | 75.2001  | <i>Johan EYCKMANS and Henry TULKENS</i> (li): <u>Simulating Coalitionally Stable Burden Sharing Agreements for the Climate Change Problem</u>   |
| PRIV | 76.2001  | <i>Axel GAUTIER and Florian HEIDER</i> : <u>What Do Internal Capital Markets Do? Redistribution vs. Incentives</u>  |
| PRIV | 77.2001  | <i>Bernardo BORTOLOTTI, Marcella FANTINI and Domenico SINISCALCO</i> : <u>Privatisation around the World: New Evidence from Panel Data</u>  |
| ETA  | 78.2001  | <i>Toke S. AIDT and Jayasri DUTTA</i> (li): <u>Transitional Politics. Emerging Incentive-based Instruments in Environmental Regulation</u>  |
| ETA  | 79.2001  | <i>Alberto PETRUCCI</i> : <u>Consumption Taxation and Endogenous Growth in a Model with New Generations</u>   |
| ETA  | 80.2001  | <i>Pierre LASSERRE and Antoine SOUBEYRAN</i> (li): <u>A Ricardian Model of the Tragedy of the Commons</u>   |
| ETA  | 81.2001  | <i>Pierre COURTOIS, Jean Christophe PÉREAU and Tarik TAZDAÏT</i> : <u>An Evolutionary Approach to the Climate Change Negotiation Game</u>   |
| NRM  | 82.2001  | <i>Christophe BONTEMPS, Stéphane COUTURE and Pascal FAVARD</i> : <u>Is the Irrigation Water Demand Really Convex?</u>   |
| NRM  | 83.2001  | <i>Unai PASCUAL and Edward BARBIER</i> : <u>A Model of Optimal Labour and Soil Use with Shifting Cultivation</u>  |
| CLIM | 84.2001  | <i>Jesper JENSEN and Martin Hvidt THELLE</i> : <u>What are the Gains from a Multi-Gas Strategy?</u>   |
| CLIM | 85.2001  | <i>Maurizio MICHELINI</i> (liii): IPCC “Summary for Policymakers” in TAR. <u>Do its results give a scientific support always adequate to the urgencies of Kyoto negotiations?</u>   |
| CLIM | 86.2001  | <i>Claudia KEMFERT</i> (liii): <u>Economic Impact Assessment of Alternative Climate Policy Strategies</u>   |
| CLIM | 87.2001  | <i>Cesare DOSI and Michele MORETTO</i> : <u>Global Warming and Financial Umbrellas</u>  |
| ETA  | 88.2001  | <i>Elena BONTEMPI, Alessandra DEL BOCA, Alessandra FRANZOSI, Marzio GALEOTTI and Paola ROTA</i> : <u>Capital Heterogeneity: Does it Matter? Fundamental Q and Investment on a Panel of Italian Firms</u>  |
| ETA  | 89.2001  | <i>Efrem CASTELNUOVO and Paolo SURICO</i> : <u>Model Uncertainty, Optimal Monetary Policy and the Preferences of the Fed</u>  |
| CLIM | 90.2001  | <i>Umberto CIORBA, Alessandro LANZA and Francesco PAULI</i> : <u>Kyoto Protocol and Emission Trading: Does the US Make a Difference?</u>  |
| CLIM | 91.2001  | <i>ZhongXiang ZHANG and Lucas ASSUNCAO</i> : <u>Domestic Climate Policies and the WTO</u>   |
| SUST | 92.2001  | <i>Anna ALBERINI, Alan KRUPNICK, Maureen CROPPER, Nathalie SIMON and Joseph COOK</i> (lii): <u>The Willingness to Pay for Mortality Risk Reductions: A Comparison of the United States and Canada</u>   |
| SUST | 93.2001  | <i>Riccardo SCARPA, Guy D. GARROD and Kenneth G. WILLIS</i> (lii): <u>Valuing Local Public Goods with Advanced Stated Preference Models: Traffic Calming Schemes in Northern England</u>  |
| CLIM | 94.2001  | <i>Ming CHEN and Larry KARP</i> : <u>Environmental Indices for the Chinese Grain Sector</u>   |
| CLIM | 95.2001  | <i>Larry KARP and Jiangfeng ZHANG</i> : <u>Controlling a Stock Pollutant with Endogenous Investment and Asymmetric Information</u>  |
| ETA  | 96.2001  | <i>Michele MORETTO and Gianpaolo ROSSINI</i> : <u>On the Opportunity Cost of Nontradable Stock Options</u>  |
| SUST | 97.2001  | <i>Elisabetta STRAZZERA, Margarita GENIUS, Riccardo SCARPA and George HUTCHINSON</i> : <u>The Effect of Protest Votes on the Estimates of Willingness to Pay for Use Values of Recreational Sites</u>   |
| NRM  | 98.2001  | <i>Frédéric BROCHIER, Carlo GIUPPONI and Alberto LONGO</i> : <u>Integrated Coastal Zone Management in the Venice Area – Perspectives of Development for the Rural Island of Sant’Erasmus</u>  |
| NRM  | 99.2001  | <i>Frédéric BROCHIER, Carlo GIUPPONI and Julie SORS</i> : <u>Integrated Coastal Management in the Venice Area – Potentials of the Integrated Participatory Management Approach</u>  |
| NRM  | 100.2001 | <i>Frédéric BROCHIER and Carlo GIUPPONI</i> : <u>Integrated Coastal Zone Management in the Venice Area – A Methodological Framework</u>   |
| PRIV | 101.2001 | <i>Enrico C. PEROTTI and Luc LAEVEN</i> : <u>Confidence Building in Emerging Stock Markets</u>  |
| CLIM | 102.2001 | <i>Barbara BUCHNER, Carlo CARRARO and Igor CERSOSIMO</i> : <u>On the Consequences of the U.S. Withdrawal from the Kyoto/Bonn Protocol</u>   |
| SUST | 103.2001 | <i>Riccardo SCARPA, Adam DRUCKER, Simon ANDERSON, Nancy FERRAES-EHUAN, Veronica GOMEZ, Carlos R. RISOPATRON and Olga RUBIO-LEONEL</i> : <u>Valuing Animal Genetic Resources in Peasant Economies: The Case of the Box Keken Creole Pig in Yucatan</u> |
| SUST | 104.2001 | <i>R. SCARPA, P. KRISTJANSON, A. DRUCKER, M. RADENY, E.S.K. RUTO, and J.E.O. REGE</i> : <u>Valuing Indigenous Cattle Breeds in Kenya: An Empirical Comparison of Stated and Revealed Preference Value Estimates</u>                                   |
| SUST | 105.2001 | <i>Clemens B.A. WOLLNY</i> : <u>The Need to Conserve Farm Animal Genetic Resources Through Community-Based Management in Africa: Should Policy Makers be Concerned?</u>   |
| SUST | 106.2001 | <i>J.T. KARUGIA, O.A. MWAI, R. KAITHO, Adam G. DRUCKER, C.B.A. WOLLNY and J.E.O. REGE</i> : <u>Economic Analysis of Crossbreeding Programmes in Sub-Saharan Africa: A Conceptual Framework and Kenyan Case Study</u>                                  |
| SUST | 107.2001 | <i>W. AYALEW, J.M. KING, E. BRUNS and B. RISCHKOWSKY</i> : <u>Economic Evaluation of Smallholder Subsistence Livestock Production: Lessons from an Ethiopian Goat Development Program</u>   |

|                          |          |   |
|--------------------------|----------|---|
| SUST                     | 108.2001 | <i>Gianni CICIA, Elisabetta D'ERCOLE and Davide MARINO: <u>Valuing Farm Animal Genetic Resources by Means of Contingent Valuation and a Bio-Economic Model: The Case of the Pentro Horse</u></i>          |
| SUST                     | 109.2001 | <i>Clem TISDELL: <u>Socioeconomic Causes of Loss of Animal Genetic Diversity: Analysis and Assessment</u></i>   |
| SUST                     | 110.2001 | <i>M.A. JABBAR and M.L. DIEDHOU: <u>Does Breed Matter to Cattle Farmers and Buyers? Evidence from West Africa</u></i>   |
| SUST                     | 1.2002   | <i>K. TANO, M.D. FAMINOW, M. KAMUANGA and B. SWALLOW: <u>Using Conjoint Analysis to Estimate Farmers' Preferences for Cattle Traits in West Africa</u></i>  |
| ETA                      | 2.2002   | <i>Efrem CASTELNUOVO and Paolo SURICO: <u>What Does Monetary Policy Reveal about Central Bank's Preferences?</u></i>  |
| WAT                      | 3.2002   | <i>Duncan KNOWLER and Edward BARBIER: <u>The Economics of a "Mixed Blessing" Effect: A Case Study of the Black Sea</u></i>  |
| CLIM                     | 4.2002   | <i>Andreas LÖSCHEL: <u>Technological Change in Economic Models of Environmental Policy: A Survey</u></i>  |
| VOL                      | 5.2002   | <i>Carlo CARRARO and Carmen MARCHIORI: <u>Stable Coalitions</u></i>   |
| CLIM                     | 6.2002   | <i>Marzio GALEOTTI, Alessandro LANZA and Matteo MANERA: <u>Rockets and Feathers Revisited: An International Comparison on European Gasoline Markets</u></i>   |
| ETA                      | 7.2002   | <i>Effrosyni DIAMANTOUDI and Eftichios S. SARTZETAKIS: <u>Stable International Environmental Agreements: An Analytical Approach</u></i>   |
| KNOW                     | 8.2002   | <i>Alain DESDOIGTS: <u>Neoclassical Convergence Versus Technological Catch-up: A Contribution for Reaching a Consensus</u></i>  |
| NRM                      | 9.2002   | <i>Giuseppe DI VITA: <u>Renewable Resources and Waste Recycling</u></i>   |
| KNOW                     | 10.2002  | <i>Giorgio BRUNELLO: <u>Is Training More Frequent when Wage Compression is Higher? Evidence from 11 European Countries</u></i>  |
| ETA                      | 11.2002  | <i>Mordecai KURZ, Hehui JIN and Maurizio MOTOLESE: <u>Endogenous Fluctuations and the Role of Monetary Policy</u></i>   |
| KNOW                     | 12.2002  | <i>Reyer GERLAGH and Marjan W. HOFKES: <u>Escaping Lock-in: The Scope for a Transition towards Sustainable Growth?</u></i>  |
| NRM                      | 13.2002  | <i>Michele MORETTO and Paolo ROSATO: <u>The Use of Common Property Resources: A Dynamic Model</u></i>   |
| CLIM                     | 14.2002  | <i>Philippe QUIRION: <u>Macroeconomic Effects of an Energy Saving Policy in the Public Sector</u></i>   |
| CLIM                     | 15.2002  | <i>Roberto ROSON: <u>Dynamic and Distributional Effects of Environmental Revenue Recycling Schemes: Simulations with a General Equilibrium Model of the Italian Economy</u></i>                           |
| CLIM                     | 16.2002  | <i>Francesco RICCI (I): <u>Environmental Policy Growth when Inputs are Differentiated in Pollution Intensity</u></i>  |
| ETA                      | 17.2002  | <i>Alberto PETRUCCI: <u>Devaluation (Levels versus Rates) and Balance of Payments in a Cash-in-Advance Economy</u></i>  |
| Coalition Theory Network | 18.2002  | <i>László Á. KÓCZY (liv): <u>The Core in the Presence of Externalities</u></i>  |
| Coalition Theory Network | 19.2002  | <i>Steven J. BRAMS, Michael A. JONES and D. Marc KILGOUR (liv): <u>Single-Peakedness and Disconnected Coalitions</u></i>  |
| Coalition Theory Network | 20.2002  | <i>Guillaume HAERINGER (liv): <u>On the Stability of Cooperation Structures</u></i>   |
| NRM                      | 21.2002  | <i>Fausto CAVALLARO and Luigi CIRAULO: <u>Economic and Environmental Sustainability: A Dynamic Approach in Insular Systems</u></i>  |
| CLIM                     | 22.2002  | <i>Barbara BUCHNER, Carlo CARRARO, Igor CERSOSIMO and Carmen MARCHIORI: <u>Back to Kyoto? US Participation and the Linkage between R&amp;D and Climate Cooperation</u></i>                                |
| CLIM                     | 23.2002  | <i>Andreas LÖSCHEL and ZhongXIANG ZHANG: <u>The Economic and Environmental Implications of the US Repudiation of the Kyoto Protocol and the Subsequent Deals in Bonn and Marrakech</u></i>                |
| ETA                      | 24.2002  | <i>Marzio GALEOTTI, Louis J. MACCINI and Fabio SCHIANTARELLI: <u>Inventories, Employment and Hours</u></i>  |
| CLIM                     | 25.2002  | <i>Hannes EGLI: <u>Are Cross-Country Studies of the Environmental Kuznets Curve Misleading? New Evidence from Time Series Data for Germany</u></i>  |
| ETA                      | 26.2002  | <i>Adam B. JAFFE, Richard G. NEWELL and Robert N. STAVINS: <u>Environmental Policy and Technological Change</u></i>   |
| SUST                     | 27.2002  | <i>Joseph C. COOPER and Giovanni SIGNORELLO: <u>Farmer Premiums for the Voluntary Adoption of Conservation Plans</u></i>  |
| SUST                     | 28.2002  | <i><u>The ANSEA Network: Towards An Analytical Strategic Environmental Assessment</u></i>   |
| KNOW                     | 29.2002  | <i>Paolo SURICO: <u>Geographic Concentration and Increasing Returns: a Survey of Evidence</u></i>   |
| ETA                      | 30.2002  | <i>Robert N. STAVINS: <u>Lessons from the American Experiment with Market-Based Environmental Policies</u></i>  |
| NRM                      | 31.2002  | <i>Carlo GIUPPONI and Paolo ROSATO: <u>Multi-Criteria Analysis and Decision-Support for Water Management at the Catchment Scale: An Application to Diffuse Pollution Control in the Venice Lagoon</u></i> |
| NRM                      | 32.2002  | <i>Robert N. STAVINS: <u>National Environmental Policy During the Clinton Years</u></i>   |
| KNOW                     | 33.2002  | <i>A. SOUBEYRAN and H. STAHN : <u>Do Investments in Specialized Knowledge Lead to Composite Good Industries?</u></i>  |
| KNOW                     | 34.2002  | <i>G. BRUNELLO, M.L. PARISI and Daniela SONEDDA: <u>Labor Taxes, Wage Setting and the Relative Wage Effect</u></i>  |
| CLIM                     | 35.2002  | <i>C. BOEMARE and P. QUIRION (lv): <u>Implementing Greenhouse Gas Trading in Europe: Lessons from Economic Theory and International Experiences</u></i>   |



|      |         |   |
|------|---------|---|
| CLIM | 36.2002 | <i>T. TIETENBERG</i> (lv): <u>The Tradable Permits Approach to Protecting the Commons: What Have We Learned?</u>                              |
| CLIM | 37.2002 | <i>K. REHDANZ and R.J.S. TOL</i> (lv): <u>On National and International Trade in Greenhouse Gas Emission Permits</u>                          |
| CLIM | 38.2002 | <i>C. FISCHER</i> (lv): <u>Multinational Taxation and International Emissions Trading</u>   |
| SUST | 39.2002 | <i>G. SIGNORELLO and G. PAPPALARDO</i> : <u>Farm Animal Biodiversity Conservation Activities in Europe under the Framework of Agenda 2000</u> |
| NRM  | 40.2002 | <i>S. M. CAVANAGH, W. M. HANEMANN and R. N. STAVINS</i> : <u>Muffled Price Signals: Household Water Demand under Increasing-Block Prices</u>  |
| NRM  | 41.2002 | <i>A. J. PLANTINGA, R. N. LUBOWSKI and R. N. STAVINS</i> : <u>The Effects of Potential Land Development on Agricultural Land Prices</u>       |
| CLIM | 42.2002 | <i>C. OHL</i> (lvi): <u>Inducing Environmental Co-operation by the Design of Emission Permits</u>   |
| CLIM | 43.2002 | <i>J. EYCKMANS, D. VAN REGEMORTER and V. VAN STEENBERGHE</i> (lvi): <u>Is Kyoto Fatally Flawed? An Analysis with MacGEM</u>                   |
| CLIM | 44.2002 | <i>A. ANTOCI and S. BORGHESI</i> (lvi): <u>Working Too Much in a Polluted World: A North-South Evolutionary Model</u>                         |

- (xlii) This paper was presented at the International Workshop on "Climate Change and Mediterranean Coastal Systems: Regional Scenarios and Vulnerability Assessment" organised by the Fondazione Eni Enrico Mattei in co-operation with the Istituto Veneto di Scienze, Lettere ed Arti, Venice, December 9-10, 1999.
- (xliii) This paper was presented at the International Workshop on "Voluntary Approaches, Competition and Competitiveness" organised by the Fondazione Eni Enrico Mattei within the research activities of the CAVA Network, Milan, May 25-26, 2000.
- (xliv) This paper was presented at the International Workshop on "Green National Accounting in Europe: Comparison of Methods and Experiences" organised by the Fondazione Eni Enrico Mattei within the Concerted Action of Environmental Valuation in Europe (EVE), Milan, March 4-7, 2000
- (xlv) This paper was presented at the International Workshop on "New Ports and Urban and Regional Development. The Dynamics of Sustainability" organised by the Fondazione Eni Enrico Mattei, Venice, May 5-6, 2000.
- (xlvi) This paper was presented at the Sixth Meeting of the Coalition Theory Network organised by the Fondazione Eni Enrico Mattei and the CORE, Université Catholique de Louvain, Louvain-la-Neuve, Belgium, January 26-27, 2001
- (xlvii) This paper was presented at the RICAMARE Workshop "Socioeconomic Assessments of Climate Change in the Mediterranean: Impact, Adaptation and Mitigation Co-benefits", organised by the Fondazione Eni Enrico Mattei, Milan, February 9-10, 2001
- (xlviii) This paper was presented at the International Workshop "Trade and the Environment in the Perspective of the EU Enlargement", organised by the Fondazione Eni Enrico Mattei, Milan, May 17-18, 2001
- (xlix) This paper was presented at the International Conference "Knowledge as an Economic Good", organised by Fondazione Eni Enrico Mattei and The Beijer International Institute of Environmental Economics, Palermo, April 20-21, 2001
- (l) This paper was presented at the Workshop "Growth, Environmental Policies and Sustainability" organised by the Fondazione Eni Enrico Mattei, Venice, June 1, 2001
- (li) This paper was presented at the Fourth Toulouse Conference on Environment and Resource Economics on "Property Rights, Institutions and Management of Environmental and Natural Resources", organised by Fondazione Eni Enrico Mattei, IDEI and INRA and sponsored by MATE, Toulouse, May 3-4, 2001
- (lii) This paper was presented at the International Conference on "Economic Valuation of Environmental Goods", organised by Fondazione Eni Enrico Mattei in cooperation with CORILA, Venice, May 11, 2001
- (liii) This paper was circulated at the International Conference on "Climate Policy – Do We Need a New Approach?", jointly organised by Fondazione Eni Enrico Mattei, Stanford University and Venice International University, Isola di San Servolo, Venice, September 6-8, 2001
- (liv) This paper was presented at the Seventh Meeting of the Coalition Theory Network organised by the Fondazione Eni Enrico Mattei and the CORE, Université Catholique de Louvain, Venice, Italy, January 11-12, 2002
- (lv) This paper was presented at the First Workshop of the Concerted Action on Tradable Emission Permits (CATEP) organised by the Fondazione Eni Enrico Mattei, Venice, Italy, December 3-4, 2001
- (lvi) This paper was presented at the ESF EURESCO Conference on Environmental Policy in a Global Economy "The International Dimension of Environmental Policy", organised with the collaboration of the Fondazione Eni Enrico Mattei, Acquafredda di Maratea, October 6-11, 2001.

## **2002 SERIES**

- CLIM**     *Climate Change Modelling and Policy* (Editor: Marzio Galeotti )
- VOL**     *Voluntary and International Agreements* (Editor: Carlo Carraro)
- SUST**     *Sustainability Indicators and Environmental Evaluation*  
(Editor: Carlo Carraro)
- NRM**     *Natural Resources Management* (Editor: Carlo Giupponi)
- KNOW**    *Knowledge, Technology, Human Capital* (Editor: Dino Pinelli)
- MGMT**    *Corporate Sustainable Management* (Editor: Andrea Marsanich)
- PRIV**     *Privatisation, Regulation, Antitrust* (Editor: Bernardo Bortolotti)